

# **Washington State Ballast Water Program:** **Strategic Plan Implementation**

Presentation to the  
**Pacific Ballast Work Group**

April 11, 2018

**Allen Pleus**

**Washington Department of Fish & Wildlife**



# Washington State Mission

**The Washington Department of Fish and Wildlife's Aquatic Invasive Species (AIS) Program serves Washington's citizens by protecting, restoring, and enhancing fish and wildlife and their habitats, while providing sustainable and wildlife-related recreational and commercial opportunities.**

# **BWMP: 6-Year Strategic Plan**

- **Measurable and Positive Impact of State Program**
- **Continued Risk to Washington State Waters**
- **6-Year Strategic Plan for WDFW Recommendations**
  - **Strengthen Program**
  - **Evolve Methods**
  - **Increase Cooperation**

# State Data Analysis

~4,100 Vessel Arrivals/yr

33% of Vessels Discharge

Increasing Arrivals and Discharge Vol

~18 M m3 Discharge/yr

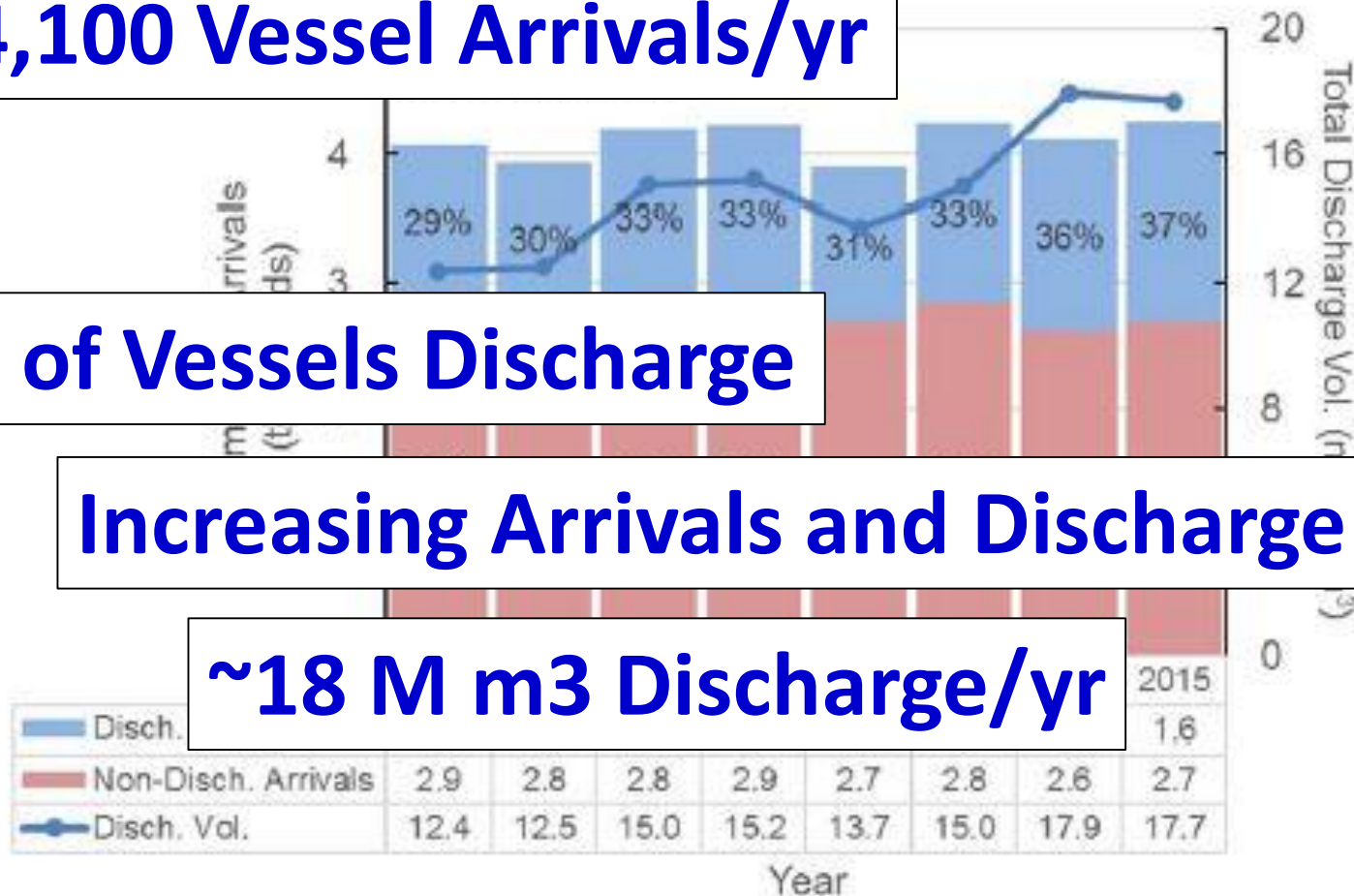
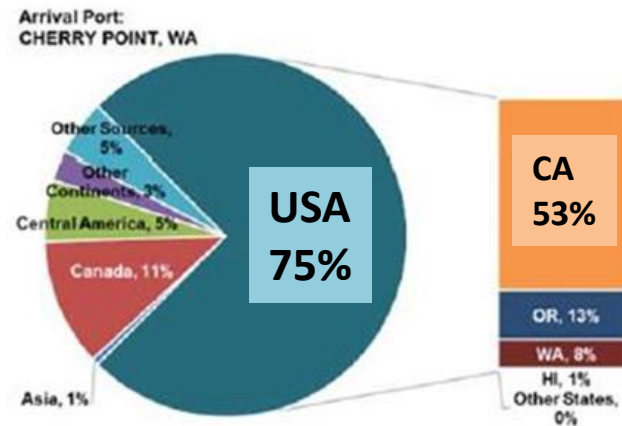
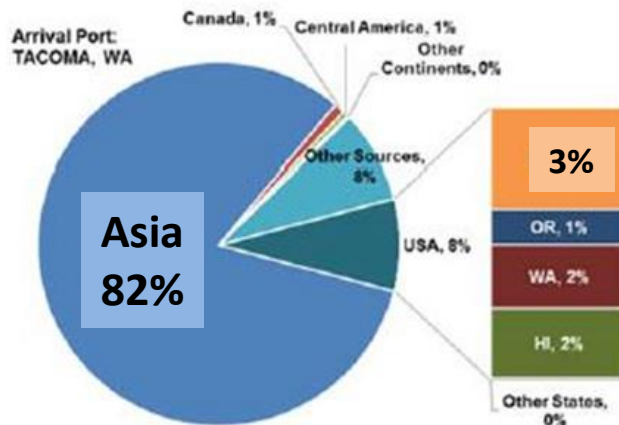
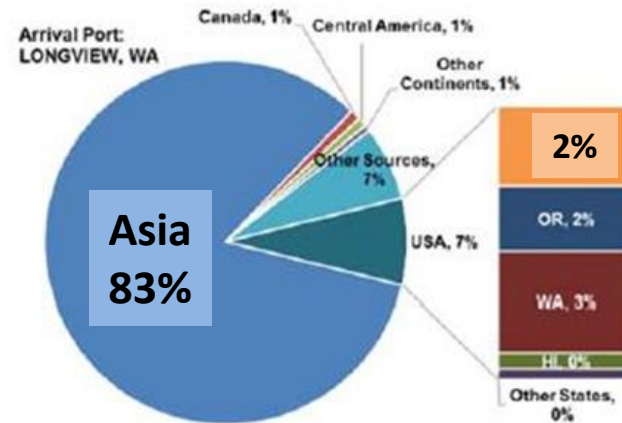
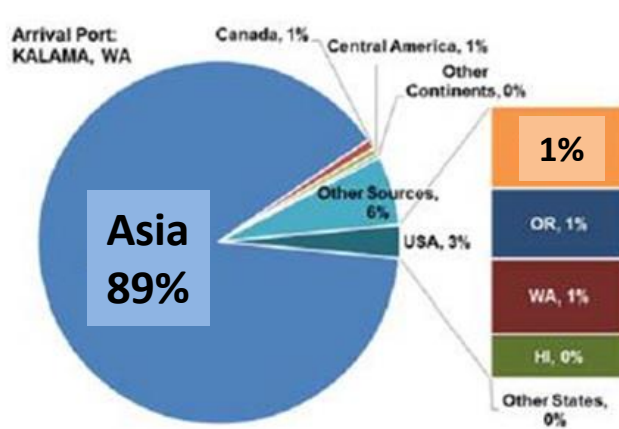


Figure 3 Washington State arrivals and discharge volume



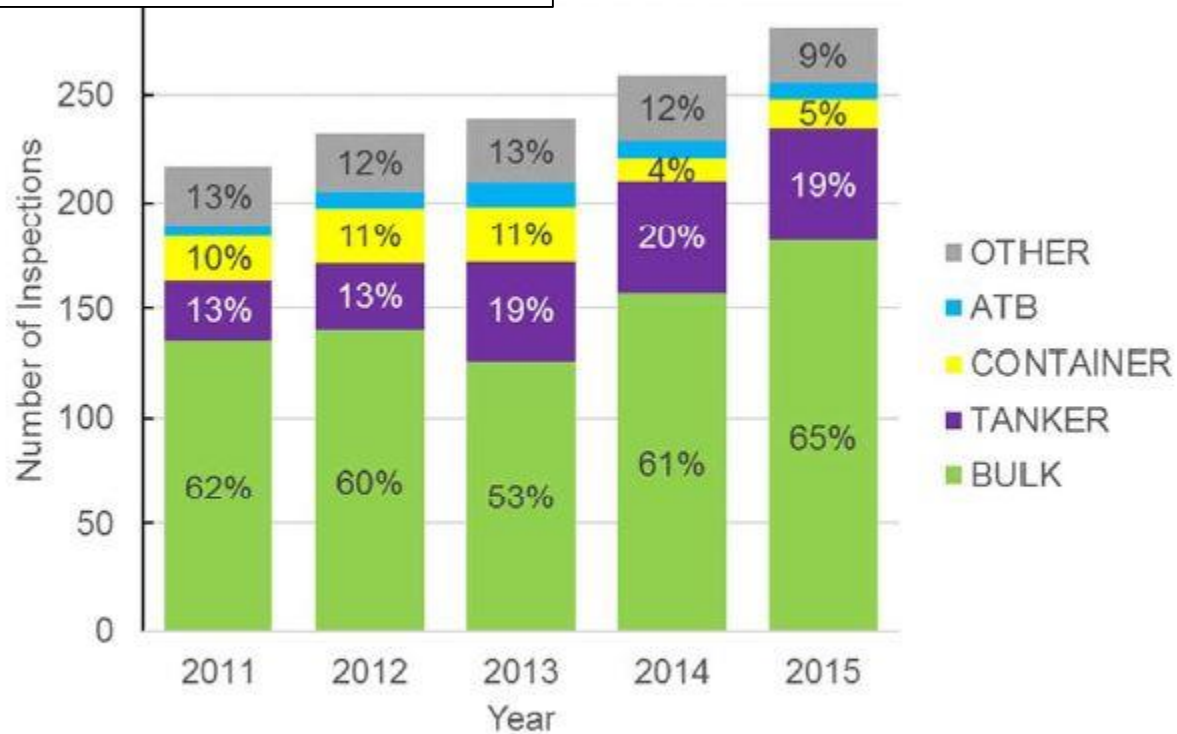
# State Data Analysis



Port risks can vary by discharge volume and ballast water source

# State Data Analysis

## Vessel Inspections Increasing



Inspections by Vessel Type Relatively Consistent

# State Data Analysis

**Discharging Arrivals =  
+14% Non-Compliance**

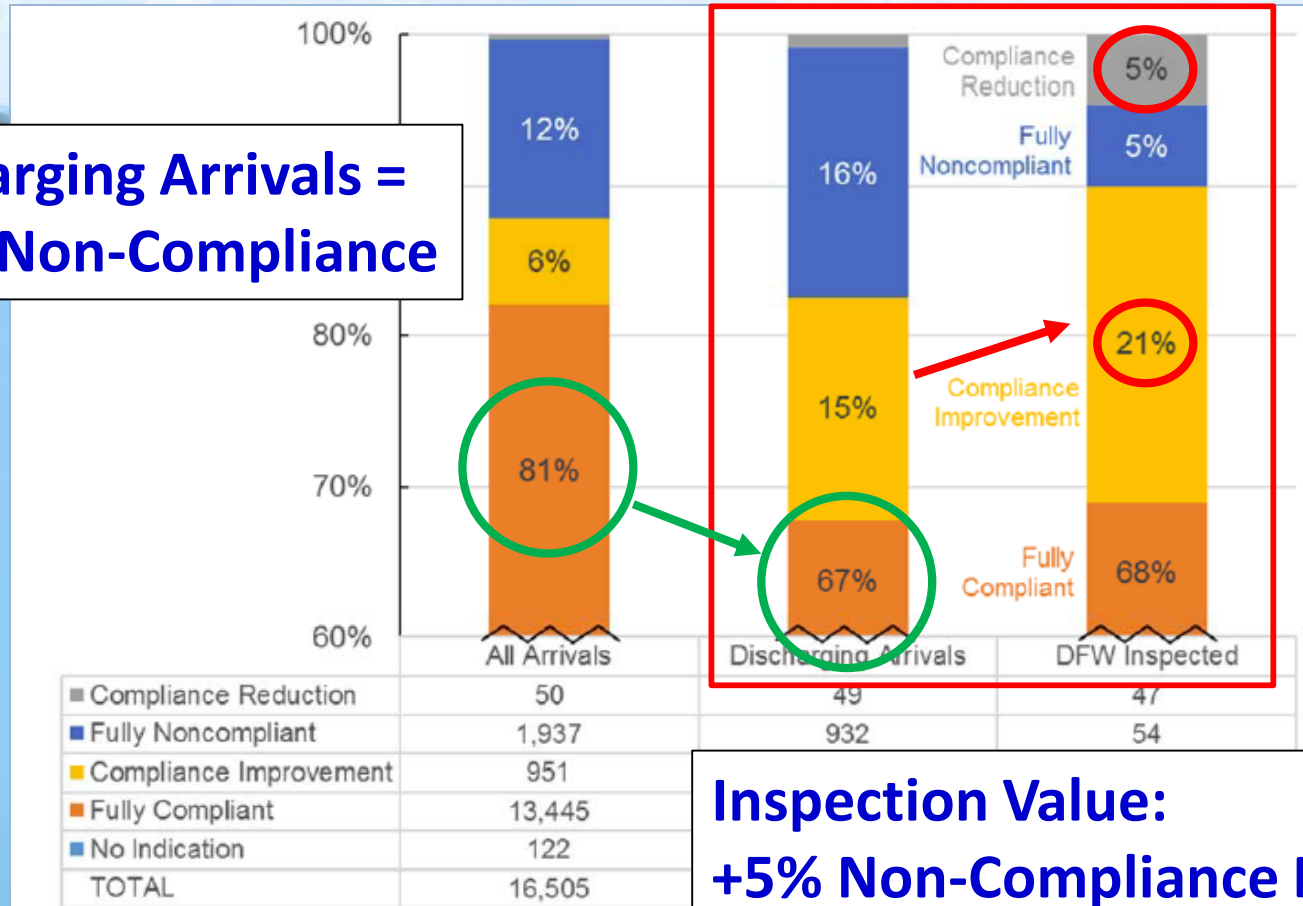
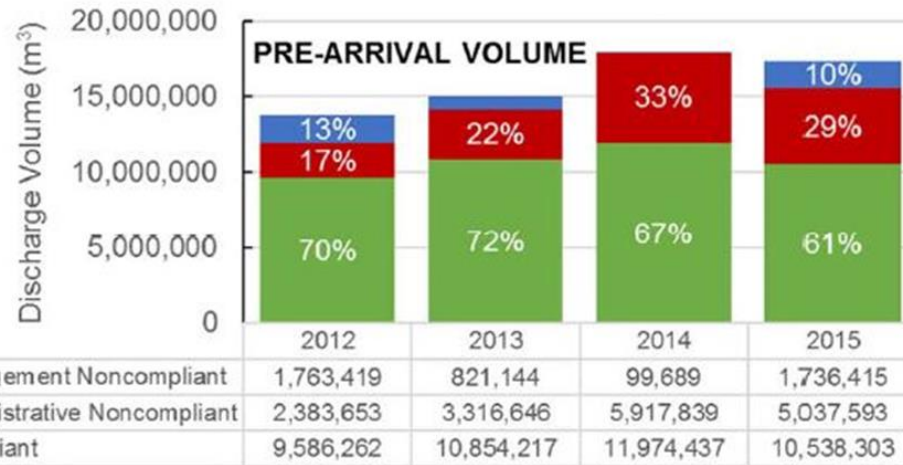


Figure 23 Compliance change of all arrivals, discharging combined (note that vertical axis starts at 60%)

**Inspection Value:  
+5% Non-Compliance Detection  
+6% Compliance Improvement  
= Less NIS Risk**

# State Data Analysis



**Pre-Arrival (avg.)**

Admin NC = **4.2M m3** or 26%

Mmgt NC = **1.1M m3** or 7%



**NIS Risk Reduction**



**Post-Arrival (avg.)**

Admin NC = **2.6M m3** or 17%

Mmgt NC = **0.2M m3** or 1%

Figure 26 Discharge volume by pre-arrival compliance

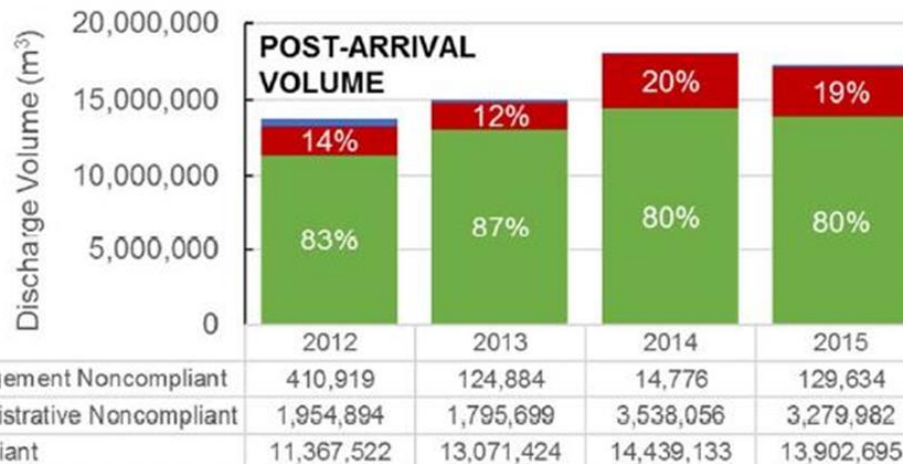


Figure 27 Discharge volume by post-arrival compliance



# Recommendations: 2017-2019

- **Strengthen Program**
  - **1: Increase state program staffing**
  - **2: Improve data management infrastructure**
- **Evolve Methods**
  - **3: Enhance vessel risk/selection process**
  - **4: Restart BWE sampling for regulatory management**
  - **5: Develop BWT training/inspection protocols**
- **Increase Cooperation**
  - **6: Continue regional and national coordination**
  - **7: Increase industry outreach/education**
  - **8: Establish performance measures & adapt authorities**

# Budget: 2017-2019

Funds	2015-17	2017-19
ALEA	\$534,000	\$550,000
USFWS	\$71,000	\$89,000
BW Acct	\$ 0	\$8,000
ALEA Proviso	\$67,000	\$ 0
EPA Grant	\$325,000	\$ 0
<b>Total</b>	<b>\$997,000</b>	<b>\$647,000</b>

Budget	2015-17	%	2017-19	%
Salaries	\$397,000	40%	\$433,000	67%
Benefits	\$153,000	15%	\$172,000	27%
Contracts	\$392,000	39%	\$ 0	0%
Sup/Equip	\$15,000	2%	\$7,000	1%
Travel	\$40,000	4%	\$35,000	5%
<b>Total</b>	<b>\$997,000</b>		<b>\$647,000</b>	

## Staff: 3.25 FTE

- 0.25 FTE Program Manager
- 2.0 FTE Vessel Inspectors
- 1.0 FTE Data Management

## Sal/Ben Increase:

- Annual state step
- Legislative
  - Job Class adj.
  - COLA

# Staff Duties: Current Effectiveness Level

Program Manager	Vessel Inspection	Data Mgmt	Other
Planning	250+ Insp/yr; 19 ports	Vessel/Agent coord	BWMR backlog entry
Budget	Violation investigation	Assess Arrival risk	BW Database upgrade
Supervision	Inspect. data entry	Prog Dev/Support	Biofouling prog devel.
Administration	Assess arrival risk	BWMR data entry	USCG MOA
Legislative (federal)	BWTS inspection (voluntary)	BWMR QA/QC	BWMS training
Coord (local, regional, national)	BWE bio sampling	Database mgmt	<div> <b>Legend</b> </div> <div>Good</div> <div>Moderate</div> <div>Low</div> <div>None</div>
BWWG	BWTS bio sampling	Data analysis	
Policy	Training	Reporting	
Rule making		Training	
Penalty investigation			
USCG/EPA coord			
Outreach (indust/public)			
Partnerships			

# Next Steps

## Develop BWWG task force (pending)

Strategic Plan Item	Short-Term	Goal
1. Increase staffing	Budget/funding proposal	Present to 2019 legislature
2. Improve data mgmt.	Project budget proposal	Legislative or partnership funding
3. Enhance vessel risk/ selection process	Review proposal	Formalize in WDFW policy
4. BWE sampling	Project budget proposal	Legislative or partnership funding
5. BWT inspection protocols/ training	Project budget proposal	Legislative or partnership funding
6. Regional/national coord.	USCG MOA project proposal	USCG MOA for coop. enf.
7. Industry edu./outreach	Develop BWWG charter	Formalized advisory group
8. Performance measures	Develop measures	Formalize in WDFW policy
X. VIDA implementation	TBD	Legislative & Rule changes



**Thank You!**

**QUESTIONS?**



**[allen.pleus@dfw.wa.gov](mailto:allen.pleus@dfw.wa.gov)**

**[www.wdfw.wa.gov/ais/ballast](http://www.wdfw.wa.gov/ais/ballast)**