

Nonindigenous Aquatic Species in a United States Estuary:

A Case Study of the Biological Invasions of the San Francisco Bay and Delta

by

Andrew N. Cohen

and

James T. Carlton

December 1995

BIOLOGICAL STUDY

NONINDIGENOUS AQUATIC SPECIES IN
A UNITED STATES ESTUARY:

A CASE STUDY OF THE BIOLOGICAL INVASIONS OF THE
SAN FRANCISCO BAY AND DELTA

Andrew N. Cohen
Energy and Resources Group
University of California at Berkeley
Berkeley California 94720

James T. Carlton
Maritime Studies Program
Williams College—Mystic Seaport
Mystic Connecticut 06355

A Report for the
UNITED STATES FISH AND WILDLIFE SERVICE, WASHINGTON D. C.
and
THE NATIONAL SEA GRANT COLLEGE PROGRAM
CONNECTICUT SEA GRANT
(NOAA Grant Number NA36RG0467)

December 1995

Additional copies of this report may be ordered from the
National Technical Information Service at (703) 487-4650.
Report No. PB96-166525

Executive Summary

1. THE SAN FRANCISCO BAY AND DELTA REGION IS A HIGHLY INVADDED ECOSYSTEM.

- The San Francisco Estuary can now be recognized as the most invaded aquatic ecosystem in North America. Now recognized in the Estuary are 212 introduced species : 69 percent of these are invertebrates, 15 percent are fish and other vertebrates, 12 percent are vascular plants and 4 percent are protists.
- In the period since 1850, the San Francisco Bay and Delta region has been invaded by an average of one new species every 36 weeks. Since 1970, the rate has been at least one new species every 24 weeks: the first collection records of over 50 non-native species in the Estuary since 1970 thus appear to reflect a significant new pulse of invasions.
- In addition to the 212 recognized introductions, 123 species are considered as cryptogenic (not clearly native or introduced), and the total number of cryptogenic taxa in the Estuary might well be twice that. Thus simply reporting the documented introductions and assuming that all other species in a region are native—as virtually all previous studies have done—severely underestimates the impact of marine and aquatic invasions on a region's biota.
- Nonindigenous aquatic animals and plants have had a profound impact on the ecology of this region. No shallow water habitat now remains uninvaded by exotic species and, in some regions, it is difficult to find any native species in abundance. In some regions of the Bay, 100% of the common species are introduced, creating "introduced communities." In locations ranging from freshwater sites in the Delta, through Suisun and San Pablo Bays and the shallower parts of the Central Bay to the South Bay, introduced species account for the majority of the species diversity.

2. A VAST AMOUNT OF ENERGY NOW PASSES THROUGH AND IS UTILIZED BY THE NONINDIGENOUS BIOTA OF THE ESTUARY. IN THE 1990S, INTRODUCED SPECIES DOMINATE MANY OF THE ESTUARY'S FOOD WEBS.

- The major bloom-creating, dominant phytoplankton species are cryptogenic. Because of the poor state of taxonomic and biogeographic knowledge, it remains possible that many of the Estuary's major primary producers that provide the phytoplankton-derived energy for zooplankton and filter feeders, are in fact introduced.
- Introduced species are abundant and dominant throughout the benthic and fouling communities of San Francisco Bay. These include 10 species of introduced bivalves, most of which are abundant to extremely abundant. Introduced filter-feeding polychaete worms and crustaceans may occur by the thousands per square meter. On sublittoral hard substrates, the Mediterranean mussel *Mytilus galloprovincialis* is abundant, while float fouling communities support large populations of introduced filter feeders, including bryozoans, sponges and seasquirts. The holistic role of the entire nonindigenous filter-feeding guild—including clams, mussels, bryozoans,

barnacles, seasquirts, spionid worms, serpulid worms, sponges, hydroids, and sea anemones—in altering and controlling the trophic dynamics of the Bay-Delta system remains unknown. The potential role of just one species, the Atlantic ribbed marsh mussel *Arcuatula demissa*, as a biogeochemical agent in the economy of Bay salt marshes is striking.

- Introduced clams are capable of filtering the entire volume of the South Bay and the northern estuarine regions (Suisun Bay) once a day: indeed, it now appears that the primary mechanism controlling phytoplankton biomass during summer and fall in South San Francisco Bay is "grazing" (filter feeding) by the introduced Japanese clams *Venerupis* and *Musculista* and the Atlantic clam *Gemma*. This remarkable process has a significant impact on the standing phytoplankton stock in the South Bay, and since this plankton is now utilized almost entirely by introduced filter feeders, passing the energy through a non-native benthic fraction of the biota may have fundamentally altered the energy available for native biota
- Drought year control of phytoplankton by introduced clams—resulting in the failure of the summer diatom bloom to appear in the northern reach of the Estuary—is a remarkable phenomenon. The introduced Atlantic soft-shell clams (*Mya*) alone were estimated to be capable at times of filtering all of the phytoplankton from the water column on the order of once per day. Phytoplankton blooms occurred only during higher flow years, when the populations of *Mya* and other introduced benthic filter feeders retreated downstream to saltier parts of the Estuary.
- Phytoplankton populations in the northern reaches of the Estuary may now be continuously and permanently controlled by introduced clams. Arriving by ballast water and first collected in the Estuary in 1986, by 1988 the Asian clam *Potamocorbula* reached and has since sustained average densities exceeding 2,000/m². Since the appearance of *Potamocorbula*, the summer diatom bloom has disappeared, presumably because of increased filter feeding by this new invasion. The *Potamocorbula* population in the northern reaches of the Estuary can filter the entire water column over the channels more than once per day and over the shallows almost 13 times per day, a rate of filtration which exceeds the phytoplankton's specific growth rate and approaches or exceeds the bacterioplankton's specific growth rate.
- Further, the Asian clam *Potamocorbula* feeds at multiple levels in the food chain, consuming bacterioplankton, phytoplankton, and zooplankton (copepods), and so may substantially reduce copepod populations both by depletion of the copepods' phytoplankton food source and by direct predation. In turn, under such conditions, the copepod-eating native opossum shrimp *Neomysis* may suffer a near-complete collapse in the northern reach. It was during one such pattern that mysid-eating juvenile striped bass suffered their lowest recorded abundance. This example and the linkages between introduced and native species may provide a direct and remarkable example of the potential impact of an introduced species on the Estuary's food webs.
- As with the guild of filter feeders, the overall picture of the impact of introduced surface-dwelling and shallow-burrowing grazers and deposit feeders in the Estuary is incompletely known. The Atlantic mudsnail

Executive Summary

Ilyanassa is likely playing a significant—if not the most important—role in altering the diversity, abundance, size distribution, and recruitment of many species on the intertidal mudflats of San Francisco Bay.

- The arrival and establishment in 1989-90 of the Atlantic green crab *Carcinus maenas* in San Francisco Bay signals a new level of trophic change and alteration. The green crab is a food and habitat generalist, capable of eating an extraordinarily wide variety of animals and plants, and capable of inhabiting marshes, rocky substrates, and fouling communities. European, South African, and recent Californian studies indicate a broad and striking potential for this crab to significantly alter the distribution, density, and abundance of prey species, and thus to profoundly alter community structure in the Bay.
 - Nearly 30 species of introduced marine, brackish and freshwater fish are now important carnivores throughout the Bay and Delta. Eastern and central American fish -- carp, mosquitofish, catfish, green sunfish, bluegills, inland silverside, largemouth and smallmouth bass, and striped bass -- are among the most significant predators, competitors, and habitat disturbers throughout the brackish and freshwater reaches of the Delta, with often concomitant impacts on native fish communities. The introduced crayfish *Procambarus* and *Pacifastacus* may play an important role, when dense, in regulating their prey plant and animal populations.
 - Native waterfowl in the Estuary consume some introduced aquatic plants (such as brass buttons) and native shorebirds feed extensively on introduced benthic invertebrates.
3. INTRODUCED SPECIES MAY BE CAUSING PROFOUND STRUCTURAL CHANGES TO SOME OF THE ESTUARY'S HABITATS.
- The Atlantic salt-marsh cordgrass *Spartina alterniflora*, which has converted 100s of acres of mudflats in Willapa Bay, Washington, into grass islands, has become locally abundant in San Francisco Bay, and is competing with the native cordgrass. *Spartina alterniflora* has broad potential for ecosystem alteration. Its larger and more rigid stems, greater stem density, and higher root densities may decrease habitat for native wetland animals and infauna. Dense stands of *S. alterniflora* may cause changes in sediment dynamics, decreases in benthic algal production because of lower light levels below the cordgrass canopy, and loss of shorebird feeding habitat through colonization of mudflats.
 - The Australian-New Zealand boring isopod *Sphaeroma quoyanum* creates characteristic "*Sphaeroma* topography" on many Bay shores, with many linear meters of fringing mud banks riddled with its half-centimeter diameter holes. This isopod may arguably play a major, if not the chief, role in erosion of intertidal soft rock terraces along the shore of San Pablo Bay, due to their boring activity that weakens the rock and facilitates its removal by wave action. *Sphaeroma* has been burrowing into Bay shores for over a century, and it thus may be that in certain regions the land/water margin has retreated by a distance of at least several meters due to this isopod's boring activities.

4. WHILE NO INTRODUCTION IN THE ESTUARY HAS UNAMBIGUOUSLY CAUSED THE EXTINCTION OF A NATIVE SPECIES, INTRODUCTIONS HAVE LED TO THE COMPLETE HABITAT OR REGIONAL EXTIRPATION OF SPECIES, HAVE CONTRIBUTED TO THE GLOBAL EXTINCTION OF A CALIFORNIA FRESHWATER FISH, AND ARE NOW STRONGLY CONTRIBUTING TO THE FURTHER DEMISE OF ENDANGERED MARSH BIRDS AND MAMMALS.

- Introduced freshwater and anadromous fish have been directly implicated in the regional reduction and extinction, and the global extinction, of four native California fish. The bluegill, green sunfish, largemouth bass, striped bass, and black bass, through predation and through competition for food and breeding sites, have all been associated with the regional elimination of the native Sacramento perch from the Delta. The introduced inland silversides may be a significant predator on the larvae and eggs of the native Delta smelt. Expansion of the introduced smallmouth bass has been associated with the decline in the native hardhead. Predation by largemouth bass, smallmouth black bass and striped bass may have been a major factor in the global extinction of the thicktail chub in California.
- The situation of the California clapper rail may serve as a model to assess how an endangered species may be affected by biological invasions. The rail suffers predation by introduced Norway rats and red fox; it may both feed on and be killed by introduced mussels; and it may find refuge in introduced cordgrass, although this same cordgrass may compete with native cordgrass, perhaps preferred by the rail. Other potential model study systems include introduced crayfish and their displacement of native crayfish; introduced gobies and their relationship to the tidewater goby; and the combined role that introduced green sunfish, bluegill, largemouth bass, and American bullfrog may have played in the dramatic decline of native red-legged and yellow-legged frogs.

5. THOUGH THE ECONOMIC IMPACTS OF INTRODUCED ORGANISMS IN THE SAN FRANCISCO ESTUARY ARE SUBSTANTIAL, THEY ARE POORLY QUANTIFIED.

- Although some of the fish intentionally introduced into the Estuary by government agencies supported substantial commercial food fisheries, these fisheries all declined after a time and are now closed. The signal crayfish, *Pacifastacus*, from Oregon, whose exact means of introduction is unclear, supports the Estuary's only remaining commercial food fishery based on an introduced species.
- The striped bass sport fishery has resulted in a substantial transfer of funds from anglers to those who supply anglers' needs, variously estimated, between 1962 and 1992, between \$7 million and \$45 million per year. However, striped bass populations and the striped bass sport fishery have declined dramatically in recent years.
- Government introductions of organisms for sport fishing, as forage fish and for biocontrol have frequently not produced the intended benefits, and have sometimes had harmful "side effects," such as reducing the populations of economically important species.
- Few nonindigenous organisms that were introduced to the Estuary by other than government intent have produced economic benefits. The clams *Mya*

and *Venerupis*, accidentally introduced with Atlantic oysters, have supported commercial harvesting in the Bay or elsewhere on the Pacific coast, and a small amount of recreational harvesting in the Bay (though these clams may have, to some extent, replaced edible native clams); the Asian clam *Corbicula* is commercially harvested for food and bait in California on a small scale; the Asian yellowfin goby is commercially harvested for bait; muskrat are trapped for furs; and the South African marsh plant brass buttons provides food for waterfowl. There do not appear to be any other significant economic benefits that derive from nongovernmental or accidental introductions to the Estuary.

- A single introduced organism, the shipworm *Teredo navalis*, caused \$615 million (in 1992 dollars) of structural damage to maritime facilities in 3 years in the early part of the 20th century.
- The economic impacts of hull fouling and other ship fouling are clearly very large, but are not documented or quantified for the Estuary. Most of the fouling incurred in the Estuary is due to nonindigenous species. Indirect impacts due to the use of toxic anti-fouling coatings may also be substantial.
- Waterway fouling by introduced water hyacinth has become a problem in the Delta over the last fifteen years, with other introduced plants beginning to add to the problem in recent years. Hyacinth fouling has had significant economic impacts, including interference with navigation.
- Perhaps the greatest economic impacts may derive from the destabilizing of the Estuary's biota due to the introduction and establishment of an average of one new species every 24 weeks. This phenomenal rate of species additions has contributed to the failure of water users and regulatory agencies to manage the Estuary so as to sustain healthy populations of anadromous and native fish, resulting in increasing limitations and threats of limitations on water diversions, wastewater discharges, channel dredging, levee maintenance, construction and other economic activities in and near the Estuary, with implications for the whole of California's economy.

RESEARCH NEEDS

Much remains unknown in terms of the phenomena, patterns, and processes of invasions in the Bay and Delta, and thus large gaps remain in the knowledge needed to establish effective management plans. The following are examples of important research needs and directions:

1. EXPERIMENTAL ECOLOGY OF INVASIONS

Only a few of the hundreds of invaders in the Estuary have been the subject of quantitative experimental studies elucidating their roles in the Estuary's ecosystem and their impacts on native biota. Such studies should receive the highest priority.

2. REGIONAL SHIPPING STUDY

Urgently required is a San Francisco Bay Shipping Study which both updates the 1991 data base available and expands that data base to all Bay and

Delta ports. A biological and ecological study of the nature of ballast water biota arriving in the Bay/Delta system is urgently required. Equally pressing is a study of the fouling organisms entering the Estuary on ships' hulls and in ships' seachests, in order to assess whether this mechanism is now becoming of increasing importance and in order to more adequately define the unique role of ballast water. A Regional Shipping Study would provide critical data for management plans.

3. INTRAREGIONAL HUMAN-MEDIATED DISPERSAL VECTORS

Studies are required on the mechanisms and the temporal and spatial scales of the distribution of introduced species by human vectors after they have become established. Such studies will be of particular value in light of any future introductions of nuisance aquatic pests.

4. STUDY OF THE BAITWORM AND LOBSTER SHIPPING INDUSTRIES

This study has identified a major, unregulated vector for exotic species invasions in the Bay: the constant release of invertebrate-laden seaweeds from New England in association with bait worm (and lobster) importation. In addition a new trade in exotic bait has commenced, centered around the importation of living Vietnamese nereid worms, and both the worms and their substrate deserve detailed study. These studies are urgently needed to address the attendant precautionary management issues at hand.

5. MOLECULAR GENETIC STUDIES OF INVADERS

The application of modern molecular genetic techniques has already revealed the cryptic presence of previously unrecognized invaders in the Bay: the Atlantic clam *Macoma petalum*, the Mediterranean mussel *Mytilus galloprovincialis*, and the Japanese jellyfish *Aurelia "aurita"*. Molecular genetic studies of the Bay's new green crab (*Carcinus*) population may be of critical value in resolving the crab's geographic origins and thus the mechanism that brought it to California. Molecular genetic studies of worms of the genus *Glycera* and *Nereis* in the Bay may clarify if New England populations have or are becoming established in the region as a result of ongoing inoculations via the bait worm industry. Molecular analysis of other invasions will doubtless reveal, as with *Macoma* and *Mytilus*, a number of heretofore unrecognized species.

6. INCREASED UTILIZATION OF EXOTIC SPECIES

Fishery, bait, and other utilization studies should be conducted on developing or enlarging the scope of fisheries for introduced bivalves (such as *Mya*, *Venerupis*, and *Corbicula*), edible aquatic plants, smaller edible fish (such as *Acanthogobius*), and crabs (*Carcinus* and *Eriocheir*).

7. POTENTIAL ZEBRA MUSSEL INVASION

Studies are needed on the potential distribution, abundance and impacts of zebra mussels (*Dreissena polymorpha* and/or *D. bugensis*) in California, to support efforts to control their introduction and to design facilities (such as water intakes and fish screens) that will continue to function adequately should the mussels become established.

8. ECONOMIC IMPACTS OF WOOD BORERS AND FOULING ORGANISMS

The economic impacts of wood-boring organisms (shipworms and gribbles) and of fouling organisms (on commercial vessels, on recreational craft, in ports and marinas, and in water conduits) are clearly very large in the San Francisco Estuary, but remain largely undocumented and entirely unquantified. A modern economic study of this phenomenon, including the economic costs and ecological impacts of control measures now in place or forecast, is critically needed.

9. ECONOMIC, ECOLOGICAL AND GEOLOGICAL IMPACTS OF BIOERODING NONINDIGENOUS SPECIES

Largely qualitative data suggest that the economic, ecological, and geological impacts of the guild of burrowing organisms that have been historically and newly introduced have been or are forecast to potentially be extensive in the Estuary. Experimental, quantitative studies on the impacts of burrowing and bioeroding crustaceans and muskrats in the Estuary are clearly now needed to assess the extent of changes that have occurred or are now occurring, and to form the basis for predicting future alterations in the absence of control measures.

10. POST-INVASION CONTROL MECHANISMS

While primary attention must be paid to preventing future invasions, studies should begin on examining the broad suite of potential post-invasion control mechanisms, including biocontrol, physical containment, eradication, and related strategies. A Regional Control Mechanisms Workshop for past and anticipated invasions could set the foundation for future research directions.

CONTENTS

1. Introduction.....	1
2. Methods.....	4
3. Introduced Species in the Estuary.....	10
4. Cryptogenic Species in the Estuary.....	149
5. Results.....	154
By Taxonomic Group.....	154
By Native Region.....	155
By Time Period.....	157
By Transport Mechanism.....	160
6. Discussion.....	167
Ecological Impacts.....	167
Economic Impacts.....	190
Future Invasions.....	202
7. Conclusions.....	210
Major Findings.....	210
Research Needs.....	215
References.....	218

- Appendix 1A. Introduced Terrestrial Plants, Birds and Mammals Reported from the San Francisco Estuary
- Appendix 1B. Descriptions of Introduced Terrestrial Plants Reported from the San Francisco Estuary
- Appendix 1C. Descriptions of Introduced Terrestrial Mammals Reported from the San Francisco Estuary
- Appendix 2. Earlier Inoculations into the San Francisco Estuary and Nearby Waters
- Appendix 3. Descriptions of Introduced Plants and Invertebrates in Areas Adjacent to the San Francisco Estuary
- Appendix 4. Introduced Organisms in the Northeastern Pacific Known only from the San Francisco Estuary or its Watershed
- Appendix 5. Introduced Marine, Estuarine and Aquatic Organisms in Four Regional Studies

TABLES AND FIGURES

Table 1.	Introduced organisms in the San Francisco Estuary.....	141
Table 2.	Cryptogenic species in the San Francisco Estuary.....	150
Table 3.	Treatment of introduced species as marine or continental, for analysis by native region.....	156
Table 4.	Associations of introduced species in the San Francisco Estuary.....	170
Table 5.	Patterns of invasion along the salinity gradient in the San Francisco Estuary and the adjoining coast.....	180
Table 6.	Positive economic impacts of marine, estuarine and aquatic organisms introduced into the San Francisco Estuary.....	191
Table 7.	Negative economic impacts of introduced marine, estuarine and aquatic organisms.....	196
Table 8.	Recent records of nonindigenous species in the San Francisco Estuary whose establishment is uncertain.....	203
Table 9.	Introduced species in adjacent areas with the potential to invade the San Francisco Estuary.....	205
Table 10.	Examples of ongoing inoculations of nonindigenous species into the San Francisco Estuary.....	207
Figure 1.	The San Francisco Estuary.....	5
Figure 2.	Invasions by taxonomic group: lower-level aggregation.....	154
Figure 3.	Invasions by taxonomic group: higher-level aggregation.....	155
Figure 4.	Invasions by native region.....	157
Figure 5.	Invasions into the San Francisco Estuary by period.....	159
Figure 6.	Invasions into the Northeastern Pacific by period.....	159
Figure 7.	Invasions by type of transport mechanism.....	161
Figure 8.	Some examples of damage caused by the wood-boring shipworm <i>Teredo navalis</i> in the San Francisco Estuary.....	194

ACKNOWLEDGMENTS

Scores of individuals, scientists, agency representatives and members of the public assisted us with the compilation of the species records in this report. We gratefully acknowledge these workers for their contributions in the appropriate portion of the text. Members of the First (October 1993) and Second (July 1994) San Francisco Bay Expeditions (John Chapman, Jean Chapman, Sarah Cohen, Terry Gosliner, Claudia Mills, Luis Solarzano and John Rees) were of inestimable help in our field and subsequent systematic work. John Chapman spent many hours working over recent collections of San Francisco Bay peracarid crustaceans to resolve the status of numerous amphipods and isopods. Gretchen Lambert identified several sets of ascidians from the Bay, and William Banta and Marianne DiMarco-Temkin aided with the identification of bryozoans. Gary Gillingham (Kinnetic Laboratories, Inc., Santa Cruz), Mike Kellogg (City and County of San Francisco), Heather Peterson (California Department of Water Resources) and Jan Thompson (U. S. Geological Survey) provided extensive species list from benthic surveys under their respective aegises. James Orsi (California Department of Fish and Game) provided assistance in our research on zooplankton and Doris Sloan (University of California) on foraminifera.

CHAPTER 1. INTRODUCTION

Over the past four centuries thousands of species of fresh water, brackish water and salt water animals and plants have been introduced to the United States (Elton, 1958; Carlton, 1979a, 1989, 1992b; Moyle, 1986; Hickman, 1993; Carlton & Geller, 1993). In some regions, such as the Hawaiian Islands, aboriginal introductions date back more than two millennia (Mooney & Drake, 1986). The taxonomic, habitat and trophic range of this vast nonindigenous biota is impressive—ranging from exotic flatworms (*Rectocephala exotica*) in the lily ponds of Washington, D. C., to Mexican crabs (*Platychirograpsus spectabilis*) in Florida rivers, to aquatic rodents such as the South American nutria (*Myocaster coypu*) in the southern United States.

The human role in changing the face of North America, in terms of the abundance and diversity of the animals and plants of lakes, rivers, estuaries, marshes, and coastlines, has been demonstratively profound:

- Sea lampreys (*Petromyzon marinus*) invaded the Great Lakes, destroying extensive native fisheries; the Eurasian carp (*Cyprinus carpio*), released in New York in 1831, is now a national pest; Nevada's Ash Meadows killifish (*Empetrichthys merriami*) became extinct at the hands of introduced mosquitofish, mollies, crayfish, and bullfrogs; and scores of exotic fish species now dominate aquatic habitats from Florida to New York and from the Atlantic drainage to California.
- Asian clams (*Corbicula fluminea*) spread across all of North America in only 40 years, moving from west to east—from the Columbia River to California and then quickly across the southern United States to the Atlantic seaboard, a dramatic and startling invasion of this canal- and pipe-fouling clam (McMahon, 1982). Fifty years later, European zebra mussels (*Dreissena polymorpha* and *Dreissena bugensis*) are similarly spreading across North America—this time from east to west, from the Great Lakes to the Mississippi and into Oklahoma.
- Alien plants—including the spectacularly successful purple loosestrife (*Lythrum salicaria*), Eurasian watermilfoil (*Myriophyllum spicatum*) and water chestnut (*Trapa natans*)—are now the dominant, and at times the only, vegetation, for hundreds of square miles of aquatic and marsh habitats in North America.

Despite these many invasions, there are with rare exception no syntheses of the spatial and temporal patterns, mechanisms or impacts of these nonindigenous aquatic and estuarine organisms. For the great majority of invasions, records are scattered among thousands of scientific papers and buried in general monographs, student theses, government reports, consultant studies and anecdotal accounts. While a comprehensive review of freshwater and marine invasions would be extraordinarily useful, an initial approach to understanding the ecological and economic impacts of nonindigenous animals and plants in U. S. aquatic and marine environments may be attained through case studies: the assessment of the role of invasions in defined geographic regions, focusing on historical and modern-day

dispersal pathways, on the biological, ecological and economic consequences of invasions, and on prospects for future invasions.

We present here such a regional study, focusing on one of the largest freshwater and estuarine ecosystems of the United States: the San Francisco Bay and Delta region, a region known to have sustained numerous invasions for over a century.

(A) PRIOR STATE OF KNOWLEDGE

At the time of our study there was no synthesis available of the diversity and impacts of the nonindigenous aquatic and estuarine species of the San Francisco Bay and Delta region, an area that extends from the inland port cities of the Central Valley to the coastal waters of the Pacific Ocean at the Golden Gate.

This region includes examples of most of the common aquatic habitats found throughout the warm and cool temperate climates of the United States and, as such, represents an ideal theater for assessing the diversity and range of effects of aquatic invasions. Within the Bay-Delta Region are fresh, brackish, and salt water marshes, sandflats and mudflats, rocky shores, benthic sublittoral habitats of a wide sediment range, eelgrass beds, emergent aquatic macrophyte communities, planktonic, nektonic, and neustonic communities, extensive fouling assemblages, and communities of burrowing and boring organisms in clays and wood. Also represented is a vast range of habitat disturbance regimes. Over a 140-year period of substantial human commercial and other activities—since about 1850—a minimum of more than 200 plants, protists and animals from the aquatic and coastal habitats of eastern North America, Europe, Asia, Australia, and South America have invaded these ecosystems.

Prior lists or descriptions of the introduced freshwater, anadromous and estuarine fish fauna in the San Francisco Bay-Delta region were provided by Moyle (1976b) and McGinnis (1984); of freshwater mollusks by Hanna (1966) and Taylor (1981); of marine mollusks by Nichols et al. (1986); and of introduced marine and estuarine invertebrates by Carlton (1975, 1979a,b), supplemented by Carlton et al. (1990). Silva (1979) and Josselyn & West (1985) noted some introductions of marine and brackish seaweeds, but no comprehensive assessment of possibly introduced seaweeds had been made. Atwater et al. (1979) provided a list of introduced vascular plants in San Francisco Bay salt marshes, but appear not to have distinguished between aquatic plants that are characteristically found within marshes and essentially terrestrial plants that are occasionally found at the edges of or within marshes. During our study the Bay-Delta Oversight Committee of the California Department of Water Resources produced a briefing paper summarizing some of the previously published information on introduced fish, wildlife and plants of the Bay-Delta region (BDOC, 1994), and Orsi (1995) published a list of introduced estuarine copepods and mysids.

No information had been compiled on possible introductions among freshwater invertebrates (including species of freshwater sponges, jellyfish, flatworms, oligochaete and polychaete worms, snails, clams, crustaceans, insects and

bryozoans), freshwater macroalgae, or fresh, brackish or salt water phytoplankton. Protozoan introductions had been similarly neglected.

Based on the information available prior to our study, and on consideration of extant lists of aquatic or marine introductions in other regions (Leppäkoski, 1984; den Hartog, 1987; Mills et al., 1993, 1995; Jansson, 1994), we had estimated that the number of aquatic and estuarine introductions in the Bay-Delta system could exceed 150 invertebrate species, 20 fish species, 10 algal species, and 100 vascular plant species.

(B) CONTRIBUTIONS OF THE PRESENT STUDY

The present work is the first regional case study in the United States of the diversity and ecological and economic impacts of nonindigenous species in aquatic and estuarine habitats. Previous studies (Mills et al., 1993, for the Great Lakes; Mills et al., 1996, for the Hudson River) have largely concentrated on species check-lists with a minimal review of ecological or economic effects of the exotic biota. We intend the present study to be a comprehensive synthesis which may serve as a comparative model for other regional studies in U. S. waters.

The present study also sets forth detailed and clear criteria for determining which species are present and established within the study zone. Prior regional surveys of aquatic introductions have implied but rarely defined these criteria, a situation that impedes ready quantitative comparisons between regions. We include (Chapter 5) a supplemental list of vascular plant species based upon criteria which we judge to approximate the criteria in prior regional surveys of aquatic introductions in the USA, in order to facilitate such comparisons.

The present study is also the first regional survey of introductions to include a listing (although preliminary) of cryptogenic species—species which are neither demonstrably native or introduced (Chapter 4). As discussed by Carlton (1996a), the development of such lists is a necessary first step in correcting prior tendencies to profoundly underestimate the potential extent of biological invasions and in providing a more complete basis for understanding the sources, characteristics and frequency of success of biological invaders.

Both older (Elton, 1958) and newer (e. g. Mooney & Drake, 1986; Drake et al., 1989) reviews of biological invasions propose a number of theoretical models to explain the success of animal and plant invasions in regions where they did not evolve. However, for most such studies, comprehensive data sets on the diversity of invasions, temporal patterns of invasion, and ecological impacts have not been available by which to test the applicability or robustness of invasion theory. The present study provides an extensive review of an introduced biota exceeding 200 taxa in a defined geographic region, and thus provides a rare data set with which to test invasion models.

CHAPTER 2. METHODS

(A) DEFINITIONS

1. STUDY ZONE

The study zone for this report is defined as the estuarine and aquatic habitats that are within the normal range of tidal influence in San Francisco Bay, the Sacramento-San Joaquin Delta and tributaries, and referred to herein as the San Francisco Estuary or the Estuary (Fig. 1). The primary data set (Chapter 3 and Table 1) contains all demonstrably nonindigenous organisms that are characteristically found in estuarine or aquatic habitats (including marshes, mudflats, etc.), and for which there is significant evidence supporting their establishment within the study zone.

2. PRIMARY DATA SET: INTRODUCED SPECIES IN THE SAN FRANCISCO ESTUARY

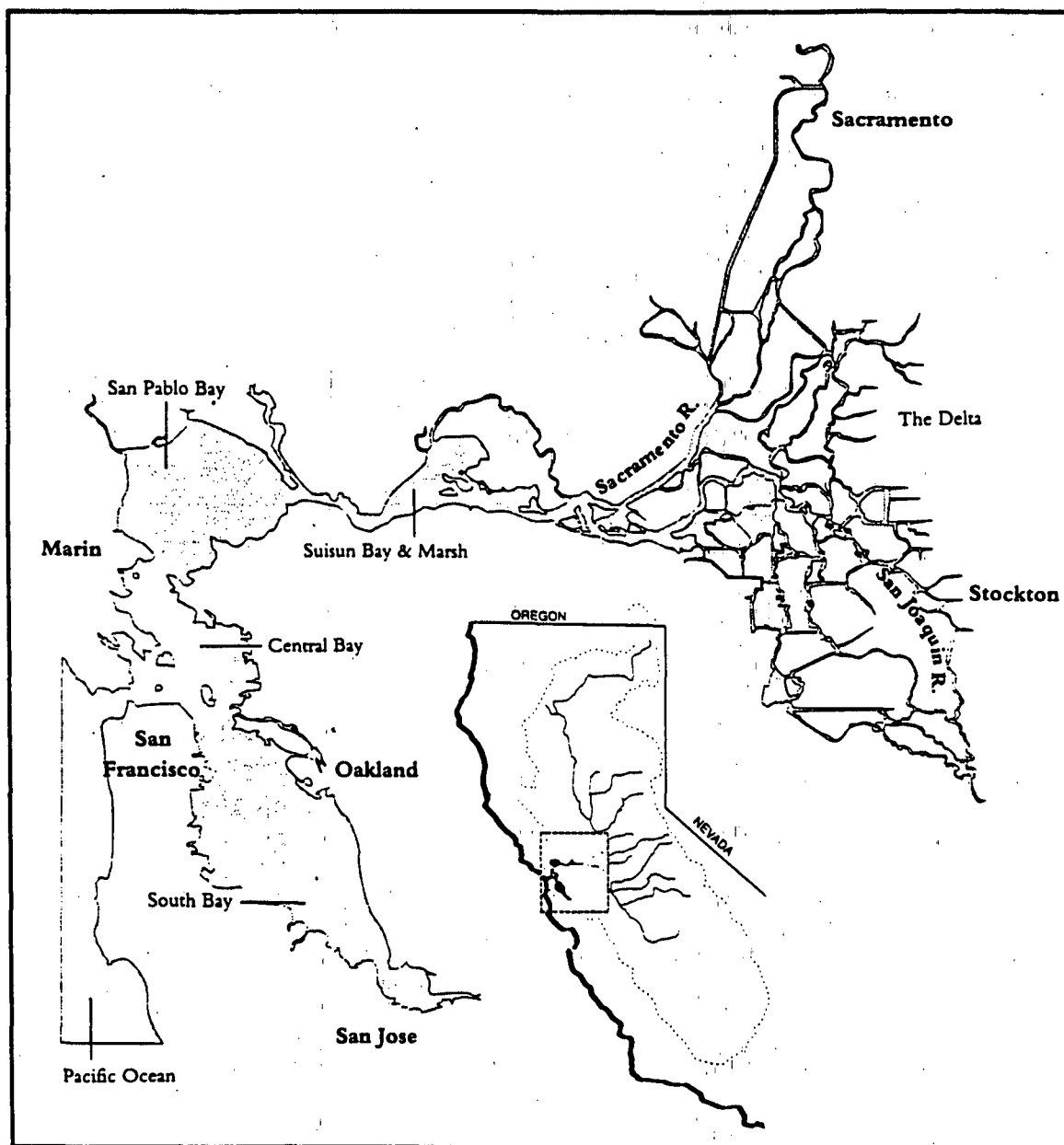
Inclusion in the primary data set thus requires evidence demonstrating that the organism in question is (1) not native to the Estuary, and (2) currently established in the Estuary.

We define native organisms as those organisms present aboriginally, which for the Bay-Delta region means prior to 1769 when the first European explorers entered the area. The types of evidence that we utilized to determine the native versus introduced status of aquatic and estuarine organisms, as discussed by Carlton (1979a) and Chapman & Carlton (1991, 1994), include:

- global systematic evidence (involving taxonomic information from both morphology and molecular genetics) and biogeographic evidence, including the global distribution of closely related species;
- the existence of identifiable mechanisms of human-mediated transport;
- historical evidence of presence or absence;
- archaeological evidence of presence or absence;
- paleontological evidence of presence or absence;
- the extent to which distribution can be explained by natural dispersal mechanisms;
- rapid or sudden changes in abundance or distribution;
- highly restricted or anomalously disjunct distributions (in comparison to distributions of known native organisms);
- occurrence in assemblages with other known introduced species; and
- for parasites or commensals, occurrence on introduced organisms.

We define established organisms as those organisms present and reproducing "in the wild" whose numbers, distribution and persistence over time suggest that, barring unforeseen catastrophic events or successful eradication efforts, they will continue to be present in the future. "In the wild" implies reproduction and persistence of the population without direct human intervention or assistance (such

Figure 1. The San Francisco Estuary



as reproductive assistance via hatcheries or periodic renewal of the population through the importation of spat), but may include dependence on human-altered or created habitats, such as water bodies warmed by the cooling-water effluent from power plants, pilings, floating docks, and salt ponds or other manipulated, semi-enclosed lagoons. The types of evidence that we used to assess establishment include:

- population size;
- persistence of the population over time;
- distribution (broad or restricted) of the population, and trends in distribution;
- for species dependent on sexual reproduction, the presence of both males and females, and the presence of ovigerous females; and
- the age structure of the population as an indicator of successful reproduction.

3. OTHER DATA SETS

Beyond the primary data set, we considered and compiled information on several additional categories of organisms, including:

- cryptogenic organisms, that is, organisms in the Estuary that are neither demonstrably native nor introduced (Table 2);
- nonindigenous organisms that have been reported from or were intentionally introduced to the Estuary, but which did not become established or for which there is inadequate evidence regarding their establishment (Table 8 and Appendix 2);
- nonindigenous organisms which are established in aquatic environments tributary to or adjacent to the Estuary, and which may in the future extend their range into the Estuary (Table 9);
- nonindigenous organisms which are not characteristically found in estuarine or aquatic habitats but which have been occasionally reported from or may make occasional use of the Estuary (Appendix 1).

Probably the largest and most difficult "gray zone" between the primary data set and organisms in these additional categories involves those nonindigenous plants reported from coastal or freshwater wetlands for which specific information on occurrence within the tidal boundaries of the Estuary is not available. Although previous regional studies of aquatic invasions (Mills et al., 1993, 1995) have included many such gray-zone plants, we limited inclusion in our primary data set to those that both: (a) have habitat descriptions indicating that they are primarily marsh plants, and not primarily terrestrial or moist ground plants occasionally found in or near marshes; and (b) have been reported specifically from the Delta, and not just from the Central Valley or the Bay Area generally. Similar questions arose, though less commonly, with other types of organisms, to which we applied similar logic.

Those candidate organisms which are not listed in Table 1 because of criterion (a), are instead listed in Appendix 1. Adding the plants in Appendix 1 to the organisms in Table 1 would produce a list of nonindigenous organisms for the Estuary comparable those produced for the Great Lakes (Mills et al., 1993) and the Hudson River (Mills et al., 1995), as discussed further in Chapter 5. Candidate

organisms which failed to meet criterion (b) are listed in Table 9. Even following these restrictive criteria, we may have included in Table 1 some plants that are found in the Delta region in marshes or diked ponds, but not in tidal waters.

(B) DATA SOURCES AND PRESENTATION

Initial lists of taxa in the above-described categories were compiled from the prior studies discussed in the introduction and from a review of the regional biological and systematic literature including regional monographic studies, keys, field guides and checklists; from published (mainly in the gray literature) and unpublished species lists generated by public agencies and private consultants; and from discussions with taxonomists, field biologists, refuge managers and consultants familiar with the region.

Further information on the species thus identified was developed through a review of the pertinent current and historical biological literature, museum records and specimen collections, and interviews with biologists. We also undertook limited field work in order to check the presence or distribution of certain species, and to check for the presence of previously unreported species in some rarely sampled habitats. This information was used to develop the following species lists:

- Table 1, listing introduced species in the Estuary;
- Table 2, listing cryptogenic species in the Estuary;
- Table 8, listing species recently recorded from the Estuary but whose establishment is uncertain;
- Table 9 and Appendix 3, listing introduced species in adjacent aquatic habitats;
- Appendix 1, listing terrestrial species that may occasionally be found in the Estuary;
- Appendix 2, listing older inoculations of nonindigenous species that did not become established; and
- Appendix 4, listing introduced species in the northeastern Pacific known only from the Estuary.

For each species listed in Table 1 we determined where possible:

- the date of first collection or observation or planting in the Estuary, in California and in northeastern Pacific waters or coastal states or provinces; and where this was unavailable, the date of the first written account of the organism in the area;
- the native range of the species;
- the immediate geographic source of the introduction;
- the transport mechanism;
- the organism's current taxonomic status, most frequently utilized synonyms, and common names; and
- its current spatial distribution and abundance in the Estuary.

We included common names from Turgeon et al. (1988) and Carlton (1992) for mollusks, Cairns et al. (1991) for coelenterates, Williams et al. (1989) for

decapods, Gosner (1978) for other invertebrates, Robins et al. (1991) for fish and Hickman (1983) for higher plants.

The data are presented in the species descriptions in Chapter 3 and summarized (in large part) in Table 1. Some of these data are also provided for the species listed in Tables 8 and 9 and the appendices. We also reviewed the available information on the ecological roles and economic impacts of individual introduced species and of introduced species assemblages. This information is summarized in the species descriptions in Chapter 3 and discussed in Chapter 6.

(C) ANALYSIS

The primary data set in Chapter 3 and Table 1 was quantitatively analyzed with regard to taxonomic groups, native regions, timing and transport mechanisms. The results are presented in Chapter 5.

1. TAXONOMY

The numbers of species per taxonomic group were tabulated at two levels of aggregation. A first tabulation was done at the taxonomic levels of order (for vertebrates), phylum (for invertebrates), subkingdom (for plants) and kingdom (for protozoans). A second, more highly-aggregated, tabulation was done at the levels of class (vertebrates), a traditional, non-phyletic grouping (invertebrates), and kingdom (plants and protozoans).

2. NATIVE REGION

The numbers of species per native region were tabulated with regard to eleven marine regions and five continental regions. The marine regions consist of the eastern and western portions of the North and South Atlantic oceans and the North and South Pacific oceans, the Indian Ocean, the Mediterranean Sea, and the Black and Caspian Seas. The Western South Pacific region consists primarily of waters around Australia and New Zealand. The five continental regions consist of North America, South America, Eurasia, Africa, and Australia/New Zealand. Where an organism's native range included more than one region, that organism's count was split proportionally.

3. TIMING

We analyzed the timing of introductions in terms of both the date of first record in the Estuary, and the date of first record in the northeastern Pacific. The numbers of species were tabulated in four 30-year periods with the first beginning in 1850 and the last ending in 1969, and one 26-year period (1970-1995). In the few cases where an organism's date of first record was a period that spanned parts of two tabulation periods, that organism's count was proportionally divided between the periods.

We distinguished two different types of dates of first record. The first and preferred type is the date of initial planting or first observation or collection of the species in the area. Where this was unavailable, we reported the earliest date available (date of writing, submission or publication) of the first written account of the species in the area. In Table 1, dates of first written account are preceded by the symbol ' \leq ', meaning that the date of first planting, observation or collection was on or before (in some cases, perhaps a considerable time before) the indicated date. Dates of first written account were excluded from the quantitative analysis.

We also excluded from the analysis those dates of first record that we judged to be a clear artifact of collecting bias, or a fortuitous discovery of a species in a restricted habitat or locality, and whose inclusion would have contributed to a misleading picture of the temporal pattern of invasions in the Estuary. This is discussed further in Chapter 5 under "Results." These dates are marked by asterisks (*) in Table 1.

4. TRANSPORT MECHANISMS

We analyzed the stocks of organisms that have been introduced to the Estuary in terms of the transport mechanisms (also called "transport vectors," "means of introduction" and "dispersal mechanisms") that brought them to the northeastern Pacific. We utilized thirteen categories of mechanisms, as defined in Table 1 and discussed in Chapter 5 under "Results." Where multiple possible transport mechanisms were determined for an organism, that organism's count was divided proportionally among the possible mechanisms.

CHAPTER 3. INTRODUCED SPECIES IN THE ESTUARY

PLANTS

SEAWEEDS

Chlorophyta

Bryopsis sp. [CODIALES]

Silva (1979) reported an unidentified species of *Bryopsis* which only reproduces asexually in the Bay and which he described as exhibiting weedy behavior: developing explosively and frequently being cast ashore in large quantities, creating a nuisance as it decomposes. It has been observed in the Bay since at least 1951, from Alameda to Richmond on the East Bay shore and at Coyote Point. *Bryopsis* occurs in ship fouling (pers. obs.) and, in concert with the other introduced seaweeds, we tentatively suggest ship fouling as the mechanism of introduction.

Codium fragile tomentosoides (Suringar, 1867) Hariot, 1889 [CODIALES]

DEAD MAN'S FINGERS, SPUTNIK WEED, OYSTER THIEF

Codium fragile is native to the northern Pacific, and is found in North America on exposed coasts from Alaska to Baja California (Abbot & Hollenberg, 1976). The weedy subspecies *C. f. tomentosoides* is native to Japan (where it is eaten) and was introduced to Europe in the nineteenth century and to New York, probably as ship fouling, around 1956, subsequently spreading north to Maine and south to North Carolina (Carlton & Scanlon, 1985; includes discussion of coastal transport mechanisms). It was first collected in San Francisco Bay in 1977, probably introduced as ship fouling (Carlton et al., 1990), and as of 1985 not reported from any other site in the northeastern Pacific (Carlton & Scanlon, 1985).

In San Francisco Bay *C. f. tomentosoides* is common intertidally and subtidally attached to rocks, seawalls, piers and floating docks. Josselyn & West (1985) report it as common (found 60-100% of the time) at Coyote Point, and frequent (30-60%) at Redwood City, Palo Alto. In 1993-94 we found it on floating docks in the East Bay from Richmond to San Leandro and at Pier 39 in San Francisco.

Phaeophyta

Sargassum muticum (Yendo, 1907) Fensholt, 1955 [FUCALES]

Sargassum muticum is a Japanese species which was first collected in North

America in 1944 in British Columbia, apparently introduced in shipments of Japanese oyster spat (*Crassostrea gigas*), and subsequently spread both north and south into protected waters. It was reported from Coos Bay in 1947, Crescent City in 1963 and Santa Catalina Island in 1970, and is now found at scattered sites from Alaska to Baja California (Abbott & Hollenberg, 1976; Silva, 1979). It was introduced to Europe in the early 1970s, apparently also in shipments of Japanese oyster spat (Druehl, 1973; Critchley, 1983; Danek, 1984).

S. muticum was first observed in San Francisco Bay by Silva on the riprap at the entrance to the Berkeley Marina in 1973. It has been reported on the pilings of the Golden Gate Bridge, in the San Francisco Yacht Harbor, on the inside breakwater at Fort Baker, at Angel Island, Sausalito and the Tiburon Peninsula, on the east side of Yerba Buena Island, at Crown Beach in Alameda, and from Albany and Richmond (Silva, 1979; Danek, 1984). Josselyn & West (1985) found it commonly (60-100% of the time) at Tiburon Peninsula and infrequently (5-30%) at Twin Sisters.

In San Francisco Bay *S. muticum* appears to be restricted to low intertidal areas with hard substrate and moderate to high salinity. Germlings grow at salinities down to 10 ppt (to 20 ppt according to Norton (1977)), but maximum survival is at 25-30 ppt salinity. Low salinities and storms eliminated the Tiburon population in the winter and spring of 1983 (Danek, 1984). *S. muticum* was more abundant at Crown Beach, Alameda during the drought years of 1990-91 than it is at present (pers. obs.).

Both lateral branches and fertile fronds of *S. muticum* break off regularly and float and disperse by currents and wind drift, surviving afloat for up to 3 months, and can initiate new populations (Danek, 1984). Danek (1984) reports that "in Britain *S. muticum* has become the dominant species at low tide levels, and is a successful competitor against indigenous species such as *Cystoseira* and *Laminaria*...it forms large floating mats (Fletcher & Fletcher, 1975) causing problems for fishermen and small boat navigation." An eradication program in England was "largely unsuccessful" (Silva, 1979). In Canada, Druehl (1973) considers it to be replacing populations of *Zostera* in some places, and Dudley & Collins (1995) report that it has become a dominant intertidal species in the Channel Islands and Santa Barbara area. However, Silva (1979) states that "there is no evidence that *S. muticum* is displacing the native biota of San Francisco Bay."

Rhodophyta

Callithamnion byssoides Arnott [CERAMIALES]

Callithamnion byssoides is native to the northwestern Atlantic from Nova Scotia to Florida (Taylor, 1957). It was not listed in Silva's (1979) review of Central Bay benthic algae, but Josselyn & West (1985) found it attached to rocks "near MLLW throughout the northern and southern reaches of the bay" in collections between 1978 and 1983. They report it as frequent (found 30-60% of the time) at Redwood City, Palo Alto and China Camp, and infrequent (5-30%) at Tiburon Peninsula, Point

Pinole and Crockett. *Callithamnion* species are common fouling species (WHOI, 1952). *C. byssoides* may have been transported to San Francisco Bay as ship fouling, or possibly with the algae used to pack New England bait worms or lobster.

Polysiphonia denudata (Dillwyn) Kützing [CERAMIALES]

Polysiphonia denudata is native to the Atlantic coast from Prince Edward Island to Florida and the tropics, commonly occurring in tide pools and in shallow bays attached to rocks, shells and wharves (Taylor, 1957). It was not listed by Silva (1979) in his review of Central Bay benthic algae, but Josselyn & West (1985) reported it as a "common drift algae during summer months, especially in South San Francisco Bay" (citing Cloern, pers. comm.), and as drift or epiphytic in both San Pablo Bay and South Bay in collections between 1978 and 1983. They further suggest that "the extensive decaying mats observed by Nichols (1979) in Palo Alto during the summer of 1975" may have been *P. denudata*. We (JTC) observed a sometimes abundant *Polysiphonia*, which we presume to have been *P. denudata*, in Lake Merritt, Oakland in 1963-64.

Polysiphonia species are common fouling species on artificial structures, including ships (WHOI, 1952; Fletcher et al., 1984), and a species of *Polysiphonia* was the organism most tolerant of copper- and mercury-based anti-fouling compounds in tests in Florida (Weiss, 1947), suggesting that *P. denudata* probably arrived in San Francisco Bay as hull fouling, although introduction by ballast water is possible. Josselyn & West (1985) reported *P. denudata* as frequent (30-60% of the time) at Point Pinole, and infrequent (5-30%) at stations on the western shore of the South Bay, on the Marin shore, and at Crockett. It apparently reproduces asexually in San Francisco Bay, and is not reported from other Pacific coast estuaries (M. Josselyn, pers. comm., 1985).

VASCULAR PLANTS

Dicotyledones

Chenopodium macrospermum J. D. Hooker var. *halophilum* (Philippi) Standley
[CHENOPODIACEAE]

SYNONYMS: *Chenopodium macrospermum* J. D. Hooker var. *farinosum* (Watson)
Howell

Probably native to South America, this plant is found in wet places and marshes at low elevations between Orange County and Washington state, including the coastal California (Munz, 1959) the San Francisco Bay Area and the Delta (Hickman, 1993).

Cotula coronopifolia Linnaeus, 1753 [ASTERACEAE]

BRASS BUTTONS

Brass buttons is a native of South Africa that has become established along the Pacific coast from California to British Columbia, and is reported as adventive in New England (Peck, 1941; Muenscher, 1944; Steward et al., 1963). In 1878, Lockington (1878) reported it as an introduced plant common in wet places on the San Francisco peninsula. As it was likely to have spread to the Bay's littoral zone by around that time, we have taken 1878 as the date of first observation in the Estuary. It was probably introduced in ships' ballast (as suggested by Spicher & Josselyn, 1985).

In California brass buttons has variously been reported as common in salt and freshwater marshes along the coast (Robbins et al., 1941; Mason, 1957; Munz 1959; Hickman, 1993), as present in San Francisco Bay saltmarshes (Jepson, 1951), as common in wet places near high-tide levels in the tidal marshes around Suisun Bay (Atwater et al., 1979), and as uncommon in the Delta (Madrone Assoc., 1980; Herbold & Moyle, 1989). A 1981 aerial survey of Suisun Marsh classified 3,800 acres, or 5% of the area surveyed, as *Cotula* habitat (Wernette, 1986), and in 1989 it was found at 18 of 48 sites. Along with alkali bulrush, saltgrass or fat hen, brass buttons comprised the principal vegetation at two sites in each of 1987, 1988 and 1989 (Herrgesell, 1990). Waterfowl frequently graze on brass button seeds, and the diked, brackish marshes around Suisun Bay are managed in part to promote its growth (Josselyn, 1983).

Lepidium latifolium Linnaeus [BRASSICACEAE]

BROADLEAF PEPPERGRASS, PERENNIAL PEPPERWEED, TALL WHITETOP

Broadleaf peppergrass is a native of Eurasia, where it is reported from Norway to North Africa and east to the Himalayan region. It has been introduced to many parts of the United States, Mexico and Australia, and is found on beaches, tidal shores, saline soils and roadsides throughout most of California (Hickman, 1993; Young & Turner, 1995; May, 1995). Suggested mechanisms of transport to North America along the New England coast prior to 1924 include transport in gluestock (animal bones) shipped from Europe, the seeds adhering to scraps of tissue or burlap sacking (Morse, 1924, cited in May, 1995); with material shipped to a dye and licorice works (Eames, 1935, cited in May, 1995); and clinging to the wool of sheep (Rollins, 1993, cited in May, 1995).

Broadleaf peppergrass was discovered in Montana in 1935, and in California near Oakdale, Stanislaus County in 1936, possibly having been transported with beet seed (May, 1995). By 1941 it was reported from San Joaquin and Yolo counties on the edge of the Delta (Robbins et al., 1941). Herbarium specimens exist from Grizzly Island (collected in 1960), Antioch Dunes (1977) and the Bay shoreline at Martinez and Point Pinole (1978). It was reported as common in the tidal marshes of the San Francisco Estuary (Atwater et al., 1979), and uncommon in the Delta (Madrone Assoc., 1980; Herbold & Moyle, 1989). Recently it has been reported as invasive and

spreading in shallow ponds and adjacent moist uplands in the Central Valley wildlife refuges, and in high tidal marsh areas and diked seasonal wetlands in Suisun Marsh (where hundreds of acres on Grizzly Island are affected) and throughout the Bay (Trumbo, 1994; Dudley & Collins, 1995; Malamud-Roam, pers. comm., 1994; May, 1995).

Broadleaf peppergrass produces large amounts of seed, can reproduce asexually by spread of rhizome sections, and is tolerant of a broad range of environmental conditions (Trumbo, 1994; May, 1995). It often becomes established on disturbed, bare soils, and was also observed in pickleweed (*Salicornia*) plains and among *Scirpus* spp. (May, 1995). May (1995) reports that it may be intolerant of frequent or prolonged flooding, and our observations suggest that it is limited to the upper edge, or often above the upper edge, of tidal inundation.

Trumbo (1994) suggests that at Suisun Marsh peppergrass first got established in agricultural areas, then as farms closed during the 1950s expanded rapidly "unchecked by frequent cultivations and crop competition" and invaded wildlife areas of the marsh. He claims that it competes with pickleweed, thereby reducing habitat for the endangered saltmarsh harvest mouse, and that its dense growth is unsuitable for use as nesting cover by waterfowl, although May (1995) reports that waterfowl nests have been observed in monotypic stands of peppergrass. BDOC (1994) states that it may outcompete and displace certain rare native marsh plants, such as *Lilaeopsis masoni* and *Cordylanthus mollis mollis*. CDFG has tested burning, disking and herbicide treatments as control measures for pepper grass, which is ranked as a "B"-level plant pest by the California Department of Food and Agriculture (BDOC, 1994).

Limosella subulata Ives, 1817 [SCROPHULARIACEAE]

AWL-LEAVED MUDWORT

Limosella subulata is native to Europe or the east coast of North America, and found in southern British Columbia and in fifteen western states. It is reported from muddy and sandy intertidal flats in the Delta (Muenscher, 1944; Munz, 1959; Atwater et al., 1979; Herbold & Moyle, 1989; Hickman, 1993).

Lythrum salicaria Linnaeus [LYTHRACEAE]

PURPLE LOOSESTRIFE

Native to Europe, purple loosestrife is invasive worldwide. It was introduced to North America by the early 1880s, either as seeds in solid ballast or in the wool of sheep, or as a cultivated plant. It can grow in monospecific stands, competes with cattails and other marsh plants (Mills et al., 1993), and is listed as a noxious weed in California (Hickman, 1993).

Purple loosestrife was reported by Munz (1968) in Nevada and Butte counties, but not mentioned by Munz (1959) or Mason (1957). It is now found in low elevation marshes, ponds, streambanks and ditches throughout much of California, including the Sacramento Valley and the Bay Area (Hickman, 1993).

Myriophyllum aquaticum (Velloso) Verdc. [HALORAGACEAE]

PARROT'S FEATHER

SYNONYMS: *Myriophyllum brasiliense* Cambess.

A South American native, parrot's feather is found in ponds, ditches, streams and lakes in warm temperate and tropical regions throughout the world. Escaped from cultivation in California and reported from six counties from Humboldt to San Diego ("set out in these areas by dealers in aquatics for the purpose of market propagation;" Mason, 1957), from the Coast and Cascade ranges and from central western California (Hickman, 1993), and from tidal marshes and sloughs in the Delta (Atwater et al., 1979; Madrone Assoc., 1980). BDOC (1994) reports that parrot's feather "provides excellent mosquito habitat," and that the USDA has investigated the use of herbicidal and biological controls.

Myriophyllum spicatum Linnaeus [HALORAGACEAE]

EURASIAN MILFOIL

SYNONYMS: *Myriophyllum exalbescens* in part

Eurasian milfoil is a native of Eurasia and North Africa that has invaded lakes in the eastern United States and Canada. Its first documented occurrence in North America was in the Potomac River, Virginia in 1881, though it is thought to have arrived much earlier (Reed, 1977, cited in Mills et al., 1993). In the early 1970s it reportedly made up over 90 percent of the plant biomass in Lake Cayuga, New York, where it may have been eventually controlled by an exotic moth, *Acentria niveus* (Anon., 1994). Control efforts have also included cutting, water drawdown and herbicide applications (Mills et al., 1993). Eurasian milfoil reportedly can outcompete native plants through shading, clog pipes and entangle boat propellers, and foul beaches with decaying mats of dead plants. It spreads as discarded material from aquaria and entangled on boats and trailers moved between watersheds (Mills et al., 1995).

Hickman (1993) reports this plant as uncommon in ditches and lake margins in the Bay Area and the San Joaquin Valley, and BDOC (1994) reports it from the Delta. Munz (1959) reported *Myriophyllum spicatum* ssp. *exalbescens* common throughout cismontane California in quiet water below 8,000 feet; Atwater et al. (1979) reported *M. s. ssp. exalbescens* in Snodgrass Slough on the Sacramento River

in the Delta in 1976, and Madrone Assoc. (1980) reported water milfoil (as *M. s. var. exalbescens* and *M. exalbescens*) common in the Delta. Hickman (1993) states that *M. s. ssp. exalbescens* was misapplied to *M. sibiricum*, which he treats as a native (but which we consider cryptogenic (Table 2) based on its reported range which includes Pacific coastal and eastern Northern America and Eurasia). Based on reported distribution and abundance, we consider Munz's (1959) *exalbescens* to be *M. sibiricum* and the Delta reports of *exalbescens* since 1976 to refer, at least in part, to *M. spicatum*.

Polygonum patulum Bieberstein [POLYGONACEAE]

SMARTWEED

Native to eastern Europe, *Polygonum patulum* is reported as uncommon in and around salt marshes in the Bay and Delta area (Munz 1959; Hickman, 1993). It belongs to a closely related (and possibly hybridizing) group of introduced or cryptogenic species, often found in or adjacent to fresh or saline wetlands, including *Polygonum aviculare* (cryptogenic), *argyrocoleon* (Asian), *prolificum* (eastern North America) and *punctatum* (cryptogenic).

Rorippa nasturtium-aquaticum (Linnaeus) Hayek [BRASSICACEAE]

WATERCRESS

SYNONYMS: *Nasturtium officinale* R. Br.

Radicula nasturtium-aquaticum (Linnaeus) Britt. & Rendle

Rorippa nasturtium Rusby

Sisymbrium nasturtium-aquaticum

Watercress is a perennial aquatic plant native to Europe which has been widely cultivated for its edible greens, and which has escaped and become common throughout North America in marshes, in slowly flowing creeks, around seeps, on wet banks, etc. Though probably present earlier, established populations were first reported from North America near Niagara Falls in 1847 and at Ann Arbor, Michigan in 1857 (Gray, 1848; Green, 1962; Mills et al., 1993). Peck (1941) reported it widely distributed in Oregon and Muenscher (1944) reported it from 41 states including California, Oregon and Washington.

Watercress is found in the Delta (Munz, 1959; Herbold & Moyle, 1989). Most authors (e. g. Jepson, 1951; Munz, 1959; Mills et al., 1993, 1995; BDOC, 1994) consider this plant to be an introduction from Europe, although Hickman (1993) treats it as a native plant of temperate world-wide distribution.

Salsola soda Linnaeus [CHENOPODIACEAE]

Native to southern Europe, *Salsola soda* is found on mudflats, in open areas and among pickleweed in salt marshes, and on berms, among riprap and in open areas at and above the high tide mark at scattered sites in San Francisco Bay (Hickman, 1993; pers. obs.). It was first collected in July 1968 at the west end of the Dumbarton Bridge in the South Bay (Thomas, 1975). It has since been found at several sites in the South Bay from Candlestick Park to the San Francisco Bay National Wildlife Refuge, and on the Alameda shore; from Emeryville Marina to Hoffman Marsh, Richmond and at Richardson Bay in the Central Bay; and at Chevron Marsh, Richmond, at Pinole and at Tubbs Island in San Pablo Bay (Thomas, 1975; Tamasi, 1995; pers. obs.). At the Pinole shore it appears to be successfully competing with pickleweed *Salicornia virginica* in the high marsh, and like pickleweed is attacked by the parasitic plant *Cuscuta salina* (pers. obs.). A few plants were observed on a mudflat in Bodega Harbor in the summer of 1994 but not in 1995 (Connors, 1995; C. Daehler, pers. comm., 1995).

Its mechanism of introduction is something of a mystery, as no known modern transport vector—excepting the unlikely possibility of its use (and escape) as an ornamental plant—appears to apply.

Spergularia media (Linnaeus) Grisebach [CARYOPHYLLACEAE]

SAND SPURREY

SYNONYMS: *Arenaria media*

Hickman (1993) noted that "*Spergularia maritima* (All.) Chiov. may prove to be the correct name" for this species.

Sand spurrey is native to coastal Europe and has been introduced to South America, eastern North America and Oregon. It is found on salt flats, in and bordering salt marshes, and on sandy beaches in Marin and Contra Costa counties (Munz, 1959; Hickman, 1993). Atwater et al. (1979) listed it as common in tidal marshes of the San Francisco Estuary.

Monocotyledones*Egeria densa* Planchon [HYDROCHARITACEAE]

ELODEA, EGERIA, BRAZILIAN WATERWEED

SYNONYMS: *Elodea densa* (Planchon) Caspary

Anacharis densa (Planchon) Marie-Victorin

Elodea is a highly invasive aquatic plant from South America that clogs waterways and interferes with navigation. In 1944 Muenscher reported it as a recently established introduction in six eastern states from Massachusetts to Florida and in California, Steward et al. (1963) reported it from Oregon, and it has also become established in Europe (Hickman, 1993). It is widely used in aquaria and ornamental pools, and was probably introduced as discarded material or as an escape (Muencher, 1944; Munz, 1959). In California it was reported as infrequent at scattered locations by Mason (1957), and is now found on both sides of the Sierra Nevada, in the San Joaquin Valley, and in the San Francisco Bay area (Hickman, 1993).

Elodea is reported as common in waterways throughout the Delta and in the Contra Costa Canal (Atwater et al., 1979; Herbold & Moyle, 1989; Holt, 1992). It was found at 8 of 10 sites in the Delta surveyed for littoral zone vegetation in 1988-90 (IESP, 1991). In the 1990s it has spread to new areas and deeper water in the Delta and become more abundant, perhaps due to lower summer water levels and warmer water temperatures (Holt, 1992; Thomas, pers. comm.). Although elodea provides shelter for newly hatched fish, it also clogs channels and berths, gets caught in water intake of engines, and fouls propellers. Management of this species included the use of an aquatic weed killer on about 35 acres of Delta waterways in 1991 (Holt, 1992). Field tests are being conducted on the use of Komeen, a copper-based herbicide, and biocontrol agents are being investigated (Rubissow, 1994; BDOC, 1994).

Eichhornia crassipes (Martius) Solms-Laubach, 1883 [PONTEDERIACEAE]

WATER HYACINTH

Water hyacinth, "perhaps the world's most troublesome aquatic weed" (Hickman, 1993) is a native of tropical South America that has spread to more than 50 countries on five continents, and has become a massive problem in waterways in both Africa and Southeast Asia (Barrett, 1989). Its air-filled tissue (aerenchyma) enables it to float and spread rapidly within and between connected water bodies. It reproduces asexually by breaking apart into pieces each of which develops into a separate plant. This results in a rapid increase in biomass, and continuous mats of living and decaying water hyacinth up to two meters thick covering the water surface have been reported (Barrett, 1991).

Water hyacinth was introduced to North America in 1884 via the Cotton States Exposition in New Orleans. The plant was displayed in ornamental ponds and distributed as souvenirs to visitors, with the excess dumped into nearby creeks and lakes (Barrett, 1989; Joyce, 1992). It spread across the southeastern U. S. to Florida, where a 1895 invasion of the St. Johns River produced floating mats of water hyacinth up to 40 kilometers long (Barrett, 1989), and in several southeastern sites blocked the passage of steamboats and other vessels by 1898 (Joyce, 1992). According to Joyce, these problems led to the passage of the River and Harbor Act in 1899, authorizing the U. S. Army Corps of Engineers to maintain navigation channels in these areas. Control efforts included the spraying of sodium arsenite, which poisoned applicators and livestock (Joyce, 1992).

The 1884 Cotton States Exposition was probably also the initial source of the water hyacinth that was reported from the Sacramento River near Clarksburg, California, in 1904 (Thomas & Anderson, 1983; Thomas, pers. comm., 1994). In California, water hyacinth spread gradually for many decades. Robbins et al. (1941) reported it from the Kings River in Fresno County and Warner Creek in San Bernardino County. It reached the Delta by the late 1940s or early 1950s, where the federal Bureau of Reclamation tried controlling it with herbicides around 1957 (Thomas & Anderson, 1983; L. Thomas, pers. comm., 1994). In 1959 Munz reported it as occasionally established in sloughs and sluggish water in the Sacramento and San Joaquin valleys and the Santa Ana River system. In 1972 the U. S. Army Corps of Engineers investigated water hyacinth on the Merced River and determined that it was not a flood hazard (Thomas & Anderson, 1983; L. Thomas, pers. comm., 1994). Atwater et al. (1979) listed it as common in tidal marshes, presumably in the Delta. Madrone Assoc. (1980) reported it as seasonally common in the southern and central Delta and clearing in the winter, when coot and other waterfowl fed on the dead plants.

Starting in the 1980s water hyacinth became a serious problem in the Delta watershed, blocking canals and waterways, fouling irrigation pumps, shutting down marinas, blocking salmon migration and, by 1982-83, blocking ferry boats at Bacon Island and preventing the island's produce from being shipped to market (CDBW, 1994; L. Thomas, pers. comm., 1994). The plant's abundance may have been drought-related, with plant densities building up when low river flows were unable to flush the year's growth out of the Delta. On the other hand, when a wet year arrived in 1993 the higher rainfall "washed surplus plants from the upstream channels into the Delta where it created a major problem by early summer, and it also appeared to trigger unprecedented seed growth." High flows also lowered chloride levels enabling plants to grow in parts of the western Delta that had previously been clear (CDBW, 1994).

On June 14, 1982 California Senate Bill 1344 became law, directing the California Department of Boating and Waterways (CDBW) to control water hyacinth in the Delta. CDBW set up barriers to keep large masses of floating plants out of navigation channels and sprayed the herbicides Weedar (2,4-D), Diquat and Rodeo (glyphosphate), at a cost that rose to about \$400,000 annually. Program Supervisor Larry Thomas claims that if herbicides had not been used in 1986-1991, "water hyacinth would have shut the Delta down" (L. Thomas, pers. comm., 1994).

In some areas mechanical harvesting has been used to control hyacinth, but this is expensive (typically around \$1,500 to \$3,000 per acre) and disposal of the hyacinth can be a problem. Because of the cost, CDBW does not use mechanical harvesting (L. Thomas, pers. comm., 1994).

In 1982 and 1983 CDBW, working with the U. S. Department of Agriculture, imported and released three insects from South America as biological controls, the moth *Sameodes albiguttalis* (which did not survive) and the weevils *Neochetina bruchi* and *N. eichhorniae*. Although the two weevils became established in the Delta, there is no evidence that they control water hyacinth (Thomas & Anderson, 1983; L. Thomas, pers. comm., 1994).

Of the three flowering forms of water hyacinth, only medium-style plants have been found in California even though these plants are heterozygous for style length. This suggests that water hyacinth does not reproduce sexually in California. Conditions preventing sexual reproduction may include a lack of effective insect pollinators foraging in hyacinth (although honeybees *Apis mellifera* may be effective where they visit hyacinth), and a lack of open shallow water or saturated soil sites which are needed for germination and seedling establishment (Barrett, 1980, 1989).

Today water hyacinth is locally abundant in ponds, sloughs and waterways in the Central Valley, the Bay Area, and the southern Coast and Peninsular ranges (Hickman, 1993), and very dense in many waterways in the Delta. In 1988-1990 it was found in 4 of 10 sites in the Delta surveyed for littoral zone vegetation (IESP, 1991). In 1993 hyacinth again became very dense in parts of the Delta and the San Joaquin Valley drainage, despite herbicide treatment of around 1,500 acres (CDBW, 1994).

In the Philippines, the leaves of this troublesome weed are sold as a market vegetable under the name of "waterlilly" or "dahon" (Ladines & Lontoc, 1983).

Iris pseudacorus Linnaeus [IRIDACEAE]

YELLOW FLAG, YELLOW IRIS

A native of Europe, *Iris pseudacorus* was a popular garden flower that escaped from cultivation. The first populations reported in North America were from near Poughkeepsie, New York in 1868, from a swamp near Ithaca, New York in 1886 and from Massachusetts in 1889, and it was first reported from Canada at Ontario in 1940 (Mills et al., 1993, 1995). It is now widespread east of the Rocky Mountains (Hickman, 1993).

Jepson (1951) did not mention *Iris pseudacorus*, but Mason (1957) reported that it "has escaped in Merced County and is apparently moving down the watercourses." It has since been found in irrigation ditches and pond margins in the San Francisco Bay area, in the southern San Joaquin Valley, and in Sonoma County (Munz, 1968; Hickman, 1993). Atwater (1980) found it was the only common introduced plant on Delta islets, reporting it from the banks of 4 out of 6 islets surveyed in 1978-79.

Polypogon elongatus Kunth, 1815 [POACEAE]

Native to South America, this plant is found in salt marshes and on sand dunes in the Bay Area, including Contra Costa County, and in the southern Coast Range (Munz, 1959, Hickman, 1993).

Potamogeton crispus Linnaeus, 1753 [POTAMOGETONACEAE]

CURLY-LEAF PONDWEED, CURLY PONDWEED

This pondweed is native to Europe and now found more-or-less worldwide, including Atlantic North America, California and Oregon (Steward et al., 1963). The earliest verified records in North America are from Delaware and Pennsylvania in the 1860s, although reports of it date back to 1807. It was deliberately introduced into parts of the Great Lakes basin to provide food for waterfowl, and is associated with fish hatcheries having perhaps been accidentally transported between watersheds in conjunction with fish stocking activities (Mills et al., 1993 citing Stuckey, 1979). It reportedly can grow in fresh, brackish or salt water (Mills et al., 1995).

It is uncommon in shallow water, ponds, reservoirs and streams across most of cismontane California including the Bay Area and the Central Valley (Munz, 1959; Hickman, 1993). In 1988-90 it was found in 2 of 10 sites surveyed for littoral zone vegetation in the Delta (IESP, 1991).

Spartina alterniflora Loiseleur-Deslongchamps [POACEAE]

SMOOTH CORDGRASS, SALT-WATER CORDGRASS

Spartina alterniflora is native to the coast of eastern North America from Maine to Texas (Muenscher, 1944) and has been introduced to Padilla Bay (1910), Thorndyke Bay (1930), Camano Island and Whidbey Island in Washington; the Siuslaw Estuary in Oregon; and New Zealand, England (1922) and China (1977) (Chung, 1990; Callaway, 1990; Callaway & Josselyn, 1992; Ratchford, 1995). Most literature states that *S. alterniflora* was first introduced to the northeastern Pacific in Willapa Bay, Washington, but both the date and mechanism of introduction to this site are unclear. In a brief note Scheffer (1945) reported first becoming aware of a cordgrass in Willapa Bay "about seven years ago"—thus about 1938—that was identified as *S. alterniflora* in 1941. An oysterman reported first seeing the plants "about 1911," and Scheffer, believing that the first Atlantic oysters (shipped from Rhode Island) had been planted in Willapa Bay about 1907, concluded (apparently based on the coincidence in dates) that the cordgrass had been introduced with the oysters.

Sayce (1988) pointed out that Scheffer was mistaken about the initial date and origin of Atlantic oyster shipments to Willapa Bay, reporting that in fact the first shipment, of 80 barrels of oysters from estuaries near New York City and Chesapeake Bay, occurred in 1894, and that there were no subsequent introductions of Atlantic oysters for the next 50 years (although Carlton (1979a, p. 72) reports introductions of Atlantic oysters to Willapa Bay occurring in 1874 and 1894-1920s). Sayce did, however, continue to associate *Spartina alterniflora* with oyster shipments, stating that the Atlantic cordgrass was introduced with the 1894 shipment. She explained, "When the oysters were packed in barrels, in all likelihood the packing material was "salt grass" of one of two species, *Spartina*

alterniflora or *S. patens*. *S. patens* has not been found in Willapa Bay. Either viable seeds or rhizomes of *Spartina alterniflora* were in the packing material." Nearly all subsequent authors have followed Sayce in reporting that *S. alterniflora* arrived in Willapa bay in 1894 as packing material for oysters. However, we have found no record of cordgrass ever having been used as packing material for any oyster shipments, nor is there any reason to think that hard-shelled oysters packed in barrels would need or benefit from additional packing. Thus, there is no basis for concluding that *S. alterniflora* was introduced to Willapa Bay in 1894.

Accordingly, we consider the first record of *S. alterniflora* in Willapa Bay to be "about 1911," and suggest solid ballast as the likeliest transport mechanism. Molecular genetic comparisons with east coast populations may clarify the source of the *S. alterniflora* stock in Willapa Bay (as has been done for San Francisco Bay *S. alterniflora*; C Daehler, pers. comm., 1995), providing additional information to resolve the probable means of transport.

Spartina alterniflora was separately introduced to San Francisco Bay in the early 1970s by the U. S. Army Corps of Engineers as mitigation for wetlands destroyed in the construction of the New Alameda Creek Flood Control Channel or as an experimental planting (anecdotal accounts and genetic analysis both indicating that the stock originated from Maryland; C. Daehler, pers. comm., 1995). It was planted at Pond 3 at the Coyote Hills Regional Shoreline. One source reported that after plantings of the native cordgrass *S. foliosa* did poorly, the area was replanted with the more robust *S. alterniflora* to produce a "successful" restoration.

S. alterniflora from Coyote Hills was later transplanted to San Bruno Slough near the San Francisco Airport by the Caltrans agency, either as mitigation for the Samtrans Bus Terminal or for erosion control. It may also have been planted in the Elsie Roemer Wildlife Refuge on the southwest shore of Alameda Island as part of yet another "restoration" project in 1983 or 1984, or for erosion control by the City of Alameda. It was found in Hayward Marsh in 1989 (Spicher & Josselyn, 1985; Calloway, 1990; Kelly, pers. comm., 1992; Faber, pers. comm., 1993; Taylor, pers. comm., 1993; Cohen, 1993).

In San Francisco Bay *S. alterniflora* is found both within existing salt marshes and extending into lower elevation mudflats. Comparing aerial photographs of the mouth of Coyote Hills Slough, Callaway (1990) saw no *S. alterniflora* in 1981 but counted 31 round patches in 1988 and 146 patches in 1990. Daehler & Strong (1994) found that "although some dense monocultures have formed," most *S. alterniflora* was growing in discrete circular patches separated by open mud, determined by isozyme analysis to consist of individual genetic clones. There are now a total of about 1,000 round or donut-shaped patches at southwestern Alameda Island and northeastern Bay Farm Island, San Leandro Bay, Hayward Marsh, Alameda Creek and Coyote Hills Slough (New Alameda Creek), and San Bruno Slough (near the San Francisco Airport). Smaller amounts are reported from the Estudillo Flood Control Channel south of the San Leandro Marina, the San Francisco Bay National Wildlife Refuge and the Cargill salt ponds near Newark, and the National Wildlife Refuge near Alviso (M. Taylor, pers. comm., 1993; J. Takekawa, pers. comm., 1994; C. Daehler, pers. comm., 1995).

New patches of *S. alterniflora* are established both from seed and vegetative fragments (Daehler & Strong, 1994). The cordgrass apparently arrived in Hayward as floating rhizomes (M. Taylor, pers. comm., 1993) and may be spread by dredges within the Cargill salt ponds (D. Strong, pers. comm., 1993). Daehler & Strong (1994) observed about 75 percent of patches setting very little seed in 1991-1992, and germination rates ranging from zero to 59 percent, and suggested that a few clones may be producing most of the seeds. On the other hand, Callaway (1990) found higher seed production (2,475 vs. 371 seeds/m²), higher seed viability (97% vs. 67%) and higher germination rates (average germination percentages of 77% vs. 49% in freshwater, and 37% vs. 14% in 25 ppt salinity) for *S. alterniflora* than for the native cordgrass *Spartina foliosa* in San Francisco Bay.

Spartina alterniflora grows both higher and lower in the intertidal zone than *S. foliosa* (Callaway, 1990; D. Strong, pers. comm., 1993; in Willapa Bay its total vertical range is at least 66 percent of the tidal range, Sayce, 1988), and can accrete sediment at a rapid rate (Sayce, 1988; Josselyn et al., 1993). By growing at a lower elevation it may reduce the area of mudflats in San Francisco Bay as it has in Willapa Bay, Washington, where it has turned an estimated 1,800-2,400 acres (5-6 percent) of Willapa Bay's mudflats into cordgrass islands (Ratchford, 1995). Callaway & Josselyn (1992) listed potential adverse impacts as: competitive replacement of native cordgrass; altered habitat for native wetland animals because of larger and more rigid stems and greater stem densities; altered habitat for infauna because of higher root densities; changed sediment dynamics; decreased benthic algal production because of lower light levels below cordgrass canopy; and loss of shorebird foraging habitat through colonization of mudflats. In British estuaries, the invasion of mudflats by *Spartina anglica* has produced adverse effects on shorebirds (Goss-Custard & Moser, 1990; Callaway, 1990).

The potential loss of native cordgrass is of particular concern, because it provides habitat for the severely endangered California clapper rail, *Rallus longirostris obsoletus*. On the other hand, *S. alterniflora* could possibly provide more and better cover and therefore better protection for the rail, which is threatened by predation by the introduced red fox, *Vulpes vulpes* (P. Kelly, pers. comm., 1992; Cohen, 1992, 1993).

In San Francisco Bay, *S. alterniflora* is attacked by the sap-feeding planthopper *Prokelisia marginata* at densities (ranging from 116 to 332 insects per inflorescence) much higher than typically observed on the Atlantic coast, and by the sap-feeding mirid bug *Trigonotylus uhleri*. However, this does not appear to affect growth rates, seed production or germination rates (Daehler & Strong, 1994, 1995).

The California Department of Fish and Game eliminated *S. alterniflora* from Humboldt Bay in about 5 years by constructing a dike around a clump "the size of a house" and covering it with black plastic, at a cost of \$30,000 to \$40,000 (M. Taylor, pers. comm., 1993; D. Strong, pers. comm., 1993). Burning and herbicides have been tried in Great Britain (P. Kelly, pers. comm., 1992). After trying weed eaters and burning, the East Bay Regional Park District's current control strategy at Hayward Marsh is to cover with black plastic. The herbicide Rodeo (glyphosphate) has been used at San Bruno Slough. Smooth cordgrass has now so thoroughly clogged the New Alameda Creek Flood Control Channel (the project for which the plant was

originally introduced as mitigation) that the Army Corps has proposed 5 years of helicopter-spraying Rodeo in the channel (P. Baye, pers. comm., 1994).

Spartina anglica C. E. Hubbard, 1968 [POACEAE]

ENGLISH CORDGRASS

The western Atlantic cordgrass *Spartina alterniflora* ($2n=62$) was introduced in ship ballast to Southampton Water on the south coast of England, where it was collected in 1829. *S. alterniflora* there hybridized with the British cordgrass *S. maritima* ($2n=60$), producing a sterile F1 hybrid known as *S. townsendii* or *S. x townsendii* ($2n=62$) which was first collected in 1870 near Southampton, though not recognized as a hybrid until 1956. Chromosome doubling in this hybrid produced a fertile form ($2n=120-124$), probably present by the late 1880s as evidenced by a marked expansion of range, and collected in 1892. *S. maritima* disappeared from Southampton and nearby areas as the new form multiplied (Marchant, 1967). In 1968 Hubbard recognized this form as a separate species and named it *S. anglica*. This new species has proved to be an effective invader of both formerly unvegetated mudflats and of salt marsh, and, through a combination of transplantings for marsh reclamation purposes, vigorous clonal growth and natural dispersal, it now occupies 10,000 hectares (25,000 acres) of the British coast (Spicher & Josselyn, 1985; Thompson, 1991).

Another dimension to this story is provided by Chevalier's suggestion (1923; reported by Marchant, 1967) that *S. maritima* is itself not native to Great Britain, but was introduced there with shipping (possibly in solid ballast) from Africa.

S. anglica was reported from France by 1894, where it spread rapidly (Marchant, 1967). To control shoreline erosion and create salt marshes, *S. anglica* has been exported from England to many parts of the world, including Germany, Denmark, the Netherlands, China (where it now occupies over 36,000 hectares, almost entirely derived from 21 plants introduced in 1963), Australia and New Zealand (in 1930, where it was later declared a "noxious weed") (Hedgpeth, 1980; Spicher & Josselyn, 1985; Chung, 1990; Callaway, 1990; Callaway & Josselyn, 1992). Chung (1990) listed as additional reasons for planting *S. anglica* in China the accretion of land for reclamation; the amelioration of saline soils; the production of green manure; the provision of pasture and fodder for sheep, goats, mules, donkeys, horses, pigs, cattle, dairy cows, buffalo, rabbits and geese; the production of feed for tilapia, grass carp and other farmed fish; the increased production of nereid worms for export sale and of other invertebrates; the creation of biomass for fuel production; and the production of raw material for paper-making.

In 1961 or 1962 the U. S. Department of Agriculture and Washington State University introduced what was then known as *S. townsendii* into Puget Sound, Washington. Ramets of these plants were introduced into San Francisco Bay at Creekside Park Marsh, Marin County, as part of a marsh restoration project in 1977. Botanists realized these plants were in fact *S. anglica* when they flowered in 1983 (Spicher & Josselyn, 1985; Callaway, 1990).

In England *S. anglica* has hampered shorebird movement and feeding and correlates with a decline in dunlin (*Calidris alpina*) numbers (Goss-Custard & Moser, 1990), and has reduced macroinvertebrate densities (Callaway, 1990).

S. anglica has proved to be highly invasive in many parts of the world (e. g. southern Great Britain, new Zealand and China), and Thompson (1991) argued that *S. anglica* was a more successful invader in Europe than the similar *S. alterniflora* because of greater vigor and selective advantages conferred by allopolyploidy. However, in San Francisco Bay *S. alterniflora* is the aggressive invader while *S. anglica* has not spread from the marsh where it was originally planted (Spicher & Josselyn, 1985). Daehler (pers. comm., 1994) suggests that the Bay is near the equatorial limit of *S. anglica*'s potential range, a supposition supported by *S. anglica*'s production of only 20% viable seeds in 1983 and failure to flower in 1984 (Spicher & Josselyn, 1985).

Spartina densiflora Brongniart [POACEAE]

DENSE-FLOWERED CORDGRASS

Spartina densiflora is native to Chile and was introduced to Humboldt Bay in the mid-nineteenth century, probably in the shingle ballast of lumber ships returning from Chile (a mechanism also thought to be involved in the transport of the shorehopper *Transorchestia enigmatica* to San Francisco Bay). *S. densiflora* was transplanted from Humboldt Bay to Corte Madera Marsh in 1976 as part of a restoration project at a time when it was thought to be an ecotype of the native *S. foliosa*. (Spicher & Josselyn, 1985; Callaway, 1990; Faber, pers. comm., 1993). It is currently found in salt marshes at Creekside Park, Corte Madera Creek, Muzzi Marsh and Greenwood Cove, all in southeastern Marin County (Spicher & Josselyn, 1985).

Spartina patens (Aiton) Muhlenberg [POACEAE]

SALTMEADOW CORDGRASS, SALT HAY

Saltmeadow cordgrass is native to the eastern United States from Maine to Texas and reported rarely from inland marshes in New York and Michigan. Meadows of this cordgrass were sometimes harvested for hay used in packing and bedding material (Muencher, 1944).

Munz (1968) listed *Spartina patens* as "reported from Southampton Bay in a marsh, northwest of Benicia, Solano County, Mall." Atwater et al. (1979) referred to "R. E. Mall's report of salt hay at Southampton Bay" but could not find it there or elsewhere in the estuary. In 1985 Spicher & Josselyn again found "an existing patch" of the plant in Southampton Marsh which "does not appear to have spread from its original location," and in 1993 Josselyn et al. listed it from San Bruno Slough in the

South Bay. *Spartina patens* was also introduced to Cox Island, Siuslaw River, Oregon in 1930 (Callaway, 1990), and to China in 1977 (Chung, 1990).

Given that various *Spartina* species have been extensively transplanted around the globe, and that *S. patens* was intentionally planted in Oregon, it seems probable that *S. patens* arrived in San Francisco Bay as a component of some marsh restoration or erosion control project (transplanted either from Oregon or the east coast).

Typha angustifolia Linnaeus, 1753 [TYPHACEAE]

NARROW-LEAF CATTAIL, NAIL ROD

Narrow-leaf cattail is native to Eurasia and was reported as a rare member of the coastal flora of the eastern United States in the 1820s (Mills et al., 1993). It is now common in the northeastern states and Canada, and found inland to the Great Plains, in California and in South America.

Jepson (1951) reported it from Inyo County south to cismontane southern California, and by 1959 Munz reported it from marshes in central California. Hickman (1993), who describes it as "possibly naturalized in California," reports it from the central and southern coastal region of California, including the San Francisco Bay Area, and inland to the Central Valley and Lake Tahoe. Josselyn (1983) described it as one of the dominant species in the middle elevation zone of tidal brackish marshes in San Francisco Bay.

Hybrids with the native *Typha latifolia* are common in central California including San Francisco Bay tidal marshes, and are known as *Typha* x *glauca* (Munz, 1968; Josselyn, 1983; Hickman, 1993).

PROTOZOANS

Several workers have investigated the ciliate protozoans that live with or in the introduced mollusks and boring/burrowing isopods of San Francisco Bay. We regard those species originally described from Atlantic waters as being introduced with their hosts into the Bay. *Ancistrumina kofoidi*, treated here as a cryptogenic species (Table 2), is an additional probable introduction.

Mechanisms of introduction of commensal and symbiotic protozoans are the same as their hosts, and are discussed with the latter. Mechanisms of introduction of free-living attached or errant protozoans include ship-fouling, ship-ballast (rock, sand, and water), and the planting of commercial oysters.

Free-living Protozoans

Trochammina hadai Uchio

This brackish water, benthic foraminifer is native to Japan. It has been found in sediment cores collected in 1990-93 from six stations in the South Bay and from three stations in the Central Bay near the Marin County shore. It has not been found in over 140 sediment samples collected in 1964-70 and 1980-81 from throughout the Bay (D. Sloan, pers. comm., 1995; McGann, 1995; McGann & Sloan, 1995), suggesting that the introduction occurred in the 1980s.

Furthermore, where it is present *T. hadai* appears to be abundant in the upper sections of cores, less abundant in lower sections, and absent at depth. For example, in a core from the South Bay, *T. hadai* accounts for 52.2% of the benthic foraminifera in the top 2.5 cm, 8.8% at 8-10 cm depth, 0.7% at 18-20 cm depth, and is absent from the next 33 sections examined down to 352 cm depth (McGann, 1995). In a core taken from Richardson Bay in the Central Bay, *T. hadai* accounts for 16% of the foraminifera at 0-2 cm from the surface, 38% at 20-22 cm, 26% at 40-42 cm, 23% at 60-62 cm, 18% at 80-82 cm, 2% at 100-102 cm and less than 1% at 120-122 cm (D. Sloan, pers. comm., 1995). This pattern of depth distribution is likely due to bioturbation or other types of sediment disturbance mixing foraminifer tests from recently-deposited, near-surface sediments downward into deeper and earlier-deposited sediments. *T. hadai*'s depth distribution may thus provide a means of measuring the physical and biological processes that mix sediments in different parts of the Bay, which, aside from telling us something about those processes, will be critical to efforts to use sediment cores to decipher the Bay's environmental history.

Although foraminifera have sometimes been observed in some types of fouling (WHOI, 1952; ANC, pers. obs.), transpacific transport in ship fouling seems unlikely for this benthic organism. Bottom sediments and presumably benthic foraminifera as well are sometimes churned up by wind turbulence or ship activity and taken in along with water into ballast tanks; and foraminifera have been reported from ballast water, though rarely (Carlton & Geller, 1993). A benthic foraminifer could readily be transported with commercial shipments of oysters, but there have been no significant plantings of Japanese oysters in San Francisco Bay since the 1930s (Carlton, 1979a). A possible mechanism is transport in mud on anchors or on anchor chains in chain lockers, as discussed by Schormann et al. (1990).

Molluscan-associated Protozoans

Ancistrocoma pelseneeri Chatton & Lwoff, 1926

SYNONYMS: *Parachaenia myae*

This ciliate was described as *Parachaenia myae* by Kofoed and Bush (1936) from the pericardial region and excurrent siphons of the introduced clam *Mya arenaria* in San Francisco and Tomales bays. Kozloff (1946) subsequently reported it from another introduced clam, *Macoma balthica*, and from several native clams in

San Francisco and Tomales bays, and synonymized it with the Atlantic ciliate *Ancistrocoma pelseneeri*, described from *Macoma balthica* in Europe.

Ancistrum cyclidioides (Issel)

Kozloff (1946) recorded this European ciliate from the introduced clam *Mya arenaria* in San Francisco Bay.

Boveria teredinidi Nelson, 1923

Pickard (1927) recorded this Atlantic protozoan from the gills (ctenidia) of the introduced Atlantic shipworm *Teredo navalis* in San Francisco Bay.

Sphenophyra dosinia Chatton & Lwoff, 1926

This European ciliate was reported by Kozloff (1946) from the introduced clam *Mya arenaria* and the native clam *Cryptomya californica* in San Francisco Bay.

Crustacean-associated Protozoans

Cothurnia limnoriae Dons, 1927

This peritrich protozoan is found on the joints of the legs of the introduced wood-boring isopod *Limnoria* (Mohr, 1959) (in San Francisco Bay, as discussed elsewhere, only non-native species of this gribble occur). It was reported from San Francisco Bay by Kofoed & Miller (1927, p. 330, as *Cothurnia* sp.), although it may have been present since *Limnoria*'s introduction about 1870. Although first described from Europe, and later reported from southern California (Mohr, 1951), its origins, like those of its host, are not known.

Lobochona prorates Mohr, LeVeque & Matsudo, 1963

This chonotrich protozoan occurs on the bristles (setae) of the gills (pleopods) of the introduced wood-boring gribble *Limnoria*; as with other gribble associates and the host species discussed here, the origin is not known. *Lobochona prorates* was reported by Kofoed & Miller (1927, p. 330, as *Spirochona* sp.; see Mohr, 1966, p. 539) from San Francisco Bay, but may have been introduced about 1870 with the isopod itself. It is widely reported from southern California harbors (Carlton, 1979a).

Mirofolliculina limnoriae Dons, 1927SYNONYMS: *Folliculina* sp.

This heterotrich protozoan lives on the back of the pleotelson of the introduced gribble *Limnoria*. As with the other *Limnoria* associated ciliates, it is undoubtedly introduced, but its origins remain unknown. It was reported from San Francisco Bay by Kofoed & Miller (1927, p. 330, as *Folliculina* sp.).

INVERTEBRATES

PORIFERA

Cliona sp.

BORING SPONGE

While the species level taxonomy of this yellow, shell-boring sponge remains unresolved, *Cliona* is almost certainly represented by one or more introduced species in San Francisco Bay. Bay populations are likely to be referable to one or more of the common *Cliona* found on oysters in Atlantic estuaries; these include *Cliona celata* Grant, 1826 and *Cliona lobata* Hancock, 1849 (Carlton, 1979a, p. 218). Japanese species (or genomes) may also be present. Atlantic *Cliona* were introduced with Atlantic oysters. The first record is that of Townsend (1893), who observed that in 1891 large numbers of oyster shells in the Bay "were found honeycombed by the boring sponge."

Halichondria bowerbanki Burton, 1930

BOWERBANK'S HALICHONDRIA

SYNONYMS: *Halichondria coalita*

This Atlantic sponge, known from both Europe and Atlantic America, was reported from the Pacific in San Francisco Bay in the early 1950s (Carlton, 1979a), and later from other sites including Humboldt Bay (S. Larned, pers. comm., 1989) and Coos Bay (Hewitt, 1993). It was either introduced with Atlantic oysters, with which it occurs (pers. obs.) or as a fouling organism. In 1993-94 we found *Halichondria* on most floating docks and with other fouling in the South, Central and San Pablo bays, though not on docks near the Golden Gate.

Haliclona loosanoffi Hartman, 1958

LOOSANOFF'S HALICLONA

SYNONYMS: *Haliclona* sp. B of Hartman, 1975
Haliclona ecbasis de Laubenfels, 1930

We newly follow and extend Van Soest (1976) in designating San Francisco Bay *Haliclona* as the Atlantic native *Haliclona loosanoffi* (although the recognition of this species in the Bay does not preclude more than one species being present). This is a common tan, yellow, and orange sponge of Bay fouling communities. This is the same species referred to as *Haliclona* sp. B by Hartman (1975), and is also the same species reported by Fell (1970) as *Haliclona ecbasis* from Berkeley Yacht Harbor, St. Francis Yacht Harbor, Redwood City and Carmel. Van Soest (1976) noted that Fell's (1970) description of *H. ecbasis* was very close to *H. loosanoffi* in all characters, including details of the life cycle, but came short of designating the Bay population as the Atlantic species solely because it was in the Pacific Ocean (Van Soest not considering the possibility that it was introduced). *Haliclona*, possibly including this species, have been reported from Puget Sound, Coos Bay, Bodega Harbor, and several bays in southern California (Carlton, 1979a, p. 216).

Haliclona loosanoffi is a common species of oyster communities on the New England coast (pers. obs.), and may have been introduced to the Bay with Atlantic oysters, although the earliest records are only from 1950 (Hartman, pers. comm., 1977). Its presence in fouling communities, however, means that it may have been introduced by ships as well.

In 1993 we found *Haliclona* on most floating docks in the Central Bay and the seaward parts of South and San Pablo bays. We did not find it in 1994 and 1995.

Microciona prolifera (Ellis and Solander, 1786)

RED BEARD SPONGE

This large, common Atlantic sponge is known from Canada to South Carolina. It was first found in San Francisco Bay in the mid- to late-1940s by Woody Williams (it was not noted by Light, 1941), who showed photographs to M. W. de Laubenfels (who initially identified it as the native *Microciona microjoanna*; Hartman, pers. comm., 1977). W. Hartman (pers. comm., 1977) found large colonies at Redwood City in 1950, and transplanted some of these for experimental purposes to Berkeley Yacht Harbor where it subsequently became established. Its bright orange-red finger-like colonies are unmistakable in the fouling communities around much of the Bay. In 1993-95 we observed it on several floating docks in the South Bay, the eastern shore of the Central Bay, and the southern part of San Pablo Bay.

Only two other populations are known on the Pacific coast, from Willapa Bay (Carlton, 1979a, p. 215) and Humboldt Bay (S. Larned, pers. comm., 1989).

Microciona could have been a late introduction with Atlantic oysters—along with the crab *Rhithropanopeus harrisii* and the whelk *Busycotypus canaliculatus* which were first found in San Francisco Bay at about this time, *Microciona* has been collected from Atlantic oyster beds (Wells, 1961; Maurer & Watling, 1973). Since it is a common fouling organism (ANC & JTC, pers. obs.), it could also have been introduced in ship fouling.

Prosuberites sp.

This undescribed American Atlantic sponge (Hartman, pers. comm., 1977) was first collected in the Bay in 1953 on Angel Island (Carlton, 1979a, p. 217). It may have been introduced to San Francisco Bay with Atlantic oysters or in ship fouling.

CNIDARIA (COELENTERATA)

Hydrozoa

Numerous species of hydroids have been introduced to the Bay since the Gold Rush. We treat 13 species here. *Campanularia gelatinosa* and *Halocordyle distichia* (= *Pennaria tiarella*) may still be present in the Bay, but there are no recent records, and we thus list them in Appendix 2.

Blackfordia virginica Mayer, 1910

This Sarmatic hydroid, native to the Black and Caspian Seas, was first collected in 1970 in the Napa River and again in 1974 in the Petaluma River. It remained misidentified (as a species of *Phialidium*) until 1993 (Mills & Sommer, 1995), when we collected medusae in both rivers. In San Francisco Bay *Blackfordia* jellyfish eat copepods, copepod nauplii, and barnacle nauplii (Mills & Sommer, 1995).

Blackfordia may have been introduced in ships' fouling or in ships' ballast water. The presence of widely scattered populations in the Atlantic Ocean (Chesapeake Bay, Brazil, France, and Portugal) and in India and China means that the source of the Bay's population is unknown, although it is possible that if other populations have diverged genetically, candidate source regions could be identified. The introduction into the Bay in the 1980s-1990s of the clams *Potamocorbula* and *Theora*, the mitten crab *Eriocheir*, seven species of copepods, and other crustaceans, all from Asia, might suggest a Chinese origin. Indeed, it is possible that the recent populations of *Blackfordia* in the Bay represent a reintroduction of the species.

Cladonema uchidai Hirai, 1958

This Japanese hydroid was first collected in San Francisco Bay in 1979 (Rees, 1982), although the polyps and medusae that have been studied to date have originated from laboratory or home aquaria containing fouling organisms from San Francisco Bay. The polyps in the laboratory were small (0.5 mm height) as were the medusae (3.5 mm height), and little remains known of this hydrozoan in the Bay.

Introduction with ship fouling or ballast water is possible, although earlier introduction with Japanese oysters may have occurred if *Cladonema's* habitat in Honshu includes oyster communities.

Clava multicornis (Forskaal, 1775)

CLUB HYDROID

SYNONYMS: *Clava leptostyla* Agassiz, 1862 of northeastern Pacific authors; see Austin, 1984

Rees and Hand (1975) noted that this northwestern Atlantic hydroid forms "large pink patches on pilings in estuaries." It was first collected in the Bay in 1895 (Carlton, 1979b, p. 229), no doubt originating from ship introductions from the New England coast, where it is common. Fraser (1937) described its widespread distribution throughout the Bay as documented by *Albatross* collections in 1912-13.

Cordylophora caspia (Pallas, 1771)

FRESHWATER HYDROID

SYNONYMS: *Cordylophora lacustris* Allman, 1844

This brackish and freshwater Sarmatic hydroid, native to the Caspian and Black Sea regions, was first found in the Bay in the San Joaquin River at Antioch. Specimens discovered in 1950 were considered to have been collected "20 to 40 years" previously (Hand & Gwilliam, 1951); we choose a date of 1930 as a first record. It was also collected at a similarly early but uncertain date from Lake Union in Seattle, and has now been reported from several sites between San Francisco Bay and Vancouver Island, British Columbia (Carlton, 1979a, p. 230). It is sufficiently widespread around the world (Hand & Gwilliam, 1951), a distribution perhaps achieved centuries ago, as to make the origin of the Bay's populations unknown. It was likely introduced in ship fouling (WHOI, 1952) or ballast water. *Cordylophora* is common in the Delta (Hazel & Kelly, 1966) and on the concrete sides of the Delta-Mendota water delivery canal (Eng, 1979), and has also been collected in San Francisco's Lake Merced (Miller, 1958).

Corymorpha sp.

This tiny estuarine, orange-tinted hydroid was collected from soft mud bottoms on the eastern shore of the Bay at Point Richmond (1955-56) and in Oakland's Lake Merritt (1967) (Carlton, 1979a). It appears similar to the European *Corymorpha nutans* M. Sars, 1835, but the species-level taxonomy remains unresolved (C. Hand, pers. comm., 1967). No similar hydroid has been reported from elsewhere on the Pacific coast. In Lake Merritt it occurs in samples otherwise composed entirely of introduced species. This facies, the absence of any similar Pacific taxon, and its similarity to an Atlantic species, leads us to consider it to be introduced, either via oyster shipments, ship fouling or ballast water.

Garveia franciscana (Torrey, 1902)

SYNONYMS: *Bimeria franciscana*

This hydroid, often considered under the genus *Bimeria*, is common in the Bay and reported to be one of the primary food sources of the introduced Asian isopod *Synidotea laevidorsalis* (Carlton, 1979a). Possibly native to northern Indian Ocean estuaries, it has been introduced in ship fouling and, in later years, possibly by ballast water, to many harbors and ports around the world. It has been reported from western Africa, northwestern Europe, eastern North America, the Gulf of Mexico and Australia (Carlton, 1979a, p. 225).

Garveia was first collected by Torrey in 1901 (Torrey, 1902; Vervoort, 1964) in San Francisco Bay, its only confirmed location on the Pacific coast. In 1993-95 we found it in dense masses under floating docks at some sites in San Pablo Bay, coated with the introduced bryozoan *Conopeum tenuissimum* and crawling with *Synidotea*. We consider it a ship fouling introduction.

Gonothyraea clarki (Marktanner-Turneretscher, 1895)

This well-known North Atlantic fouling hydroid was first collected in San Francisco Bay in "Oakland Creek" in 1895 and again at various stations around the Bay by the *Albatross* in 1912 (both are unpublished NMNH records). Graham & Gay (1945) recorded it again in from the Oakland Estuary based upon their 1940-42 studies. Rees & Hand (1975) note that it is "often very common on harbor floats" in central California. In 1995 we collected it from floats at the Grand Street (Oakland Estuary), Emeryville and Coyote Point marinas in San Francisco Bay, and from Isthmus Slough in Coos Bay. Since *Gonothyraea* can be clearly distinguished from *Obelia* only if gonozoids are present (E. Kozloff, pers. comm., 1995), some Pacific coast records of *Obelia* may actually refer to *Gonothyraea*. *Gonothyraea* species have been reported from ship fouling (WHOI, 1952), and it was likely introduced either in fouling or with oysters.

Maeotias inexpectata Ostroumoff, 1896

Another Black Sea native, *Maeotias* was first found in the turning basin of the Petaluma River in 1992, and became sufficiently abundant by the summer of 1993 to attract public attention (Mills & Sommer, 1995). Outside of the Black Sea it was previously known from two regions on the Atlantic American coast (Chesapeake Bay and South Carolina) and France (Mills & Sommer, 1995); the source of the Bay populations is as yet unknown. In the Petaluma River these jellyfish eat primarily barnacle nauplii, copepods, zoea larvae of the introduced Atlantic crab *Rhithropanopeus harrisii*, tanaids and other invertebrates, and in the laboratory tolerated salinities up to 13 ppt (Mills & Sommer, 1995).

Mills & Sommer (1995) concluded that the *Maeotias* population in the Petaluma River appears to have been introduced as polyps rather than medusae, since the medusae population in the River is entirely male and therefore incapable of reproduction. A polyp isolated from the *Maeotias* population, however, readily reproduced asexually in the laboratory, creating numerous new polyps which then produced male medusae. Both polyps (both unattached and on floating debris) and medusae of hydroids are known from ballast water, making this or ship fouling the probable means of introduction.

Obelia ?dichotoma (Linnaeus, 1758) and *Obelia ?bidentata* Clark, 1876

We consider these two species of *Obelia*, described from Europe and New England respectively, as introduced, and provisionally use the names adopted by Cornelius (1975). *Obelia dichotoma* was collected in 1894 and later years (identified as *O. commissuralis*) and in 1899 and later years (identified as *O. longissima*) from the Bay (unpublished NMNH records). *Obelia bidentata* was collected in the Bay in 1912 (identified as *O. bicuspidata*) (Fraser, 1925, and unpublished NMNH records). *Obelia* spp. occur throughout the Bay's fouling communities, although in relatively low numbers.

Kofoed (1915) early on referred to the "contamination" of Pacific coast harbors by ship-introduced "tubularian and campanularian hydroids." *Obelia* species have frequently been reported from ship fouling (WHOI, 1952), and there is little doubt that *Obelia* from around the world were a common element of ships' fouling communities brought to the Bay from the Gold Rush era on. *Obelia* may have commenced its world journeys on ship bottoms in the 13th century, making identification of original source regions difficult. *Obelia* has no doubt been introduced into the Bay continuously over the years in ship fouling, with commercial oysters both from the Atlantic (where it occurs in oyster beds; Wells, 1961; Maurer & Watling, 1973) and from Japan, and in recent times in ships' ballast water, primarily as hydromedusae.

The native nudibranch *Doto kya* and the introduced nudibranchs *Eubranchius misakensis* and *Tenellia adspersa* apparently feed upon *Obelia* in San Francisco Bay (Behrens, 1971, 1991; Carlton, 1979a; Jaeckle, 1983).

Sarsia tubulosa (M. Sars, 1835)

SYNONYMS: *Syncoryne mirabilis* (Agassiz, 1849)
Coryne rosaria Agassiz, 1865

Redescribed from San Francisco Bay as *Coryne rosaria* by Alexander Agassiz in 1865, *Sarsia* was one of several North Atlantic hydroids collected by Agassiz during his visits to the Pacific Coast in the late 1850s. He collected this hydroid at Vancouver Island, British Columbia and in the San Juan Islands, Washington, in 1859, and from San Francisco Bay in 1860 (Carlton, 1979a, p. 233). Ricketts & Calvin (1939), in a rare reference to such matters, took particular note of this hydroid as a possible "relic of the days of wooden ships;" we agree that introduction as a ship-fouling organism is the probable means of dispersal. It has subsequently been recorded from Alaska to southern California, although aspects of its global distribution suggest that more than one species may be involved.

Tubularia crocea (Agassiz, 1862)

SYNONYMS: *Parypha microcephala* Agassiz, 1865
Tubularia elegans Clark, 1876
Petersen (1990) proposes that *Tubularia crocea* be transferred to the genus *Ectopleura*.

This common Atlantic fouling hydroid, known from Newfoundland to Florida and the Gulf of Mexico and frequently reported from ships' fouling communities (WHOI, 1952), was introduced by Gold Rush ships to the Bay. It was first collected in 1859 by Alexander Agassiz (who mistakenly described it as a new species, *Parypha microcephala*; Carlton, 1979a, p. 238) "attached to floating logs round the wharves of San Francisco." It has since been collected from the Gulf of Alaska to San Diego.

Tubularia crocea has been frequently reported from ships' fouling communities, although some later introductions may have occurred with Atlantic oysters, with which it occurs on the Atlantic coast (Wells, 1961; Maurer & Watling, 1973). The introduced nudibranchs *Catriona rickettsi*, *Sakuraeolis enosimensis* and *Tenellia adspersa* reportedly feed upon *Tubularia* in San Francisco Bay (Carlton, 1979a; Behrens, 1984, 1991).

Scyphozoa

Aurelia "aurita" (Linnaeus, 1758)"—northwestern Pacific stock

MOON JELLY

SYNONYMS: *Aurelia labiata*

Greenberg (1995) reports that a sometimes dense population of *Aurelia aurita* in Foster City Lagoon (on the San Mateo side of the South Bay), present since at least around 1989, is genetically similar (based on allozyme comparisons) to *Aurelia* from Tokyo Bay, Japan and unlike *Aurelia* from Monterey Bay and Vancouver Island. Differences in the structure of the radial canal further distinguish the Japanese and San Francisco Bay from the northeastern Pacific stocks. *Aurelia* has been seasonally abundant in recent years in Foster City Lagoon and Redwood Creek, both on the southwestern shore of San Francisco Bay (J. Thompson, pers. comm.). We know of no earlier reports of *Aurelia* in South Bay lagoons, although there are records of swarms in Tomales Bay (Ricketts et al., 1985; T. Gosliner, pers. comm., 1995) of this species which is normally found offshore in central California latitudes (Ricketts et al., 1985; E. Kozloff, pers. comm., 1995).

The San Francisco Bay population may have been introduced as larvae (known as ephyrae) in ballast water, since we have found live scyphozoan ephyrae in the ballast water of freighters arriving at Coos Bay, Oregon from Japan. Ricketts et al. (1985) describe *Aurelia* polyps as "extraordinarily tough and resistant," so transport across the Pacific as ship fouling would also be possible.

As *Aurelia aurita* was first described from North Atlantic waters, and since there is evidence of both genetic and morphological differentiation, the species-level taxonomy of the group may require revision.

Anthozoa

Diadumene ?cincta Stephenson, 1925

ORANGE ANEMONE

Between the mid-1950s (Hand, 1956) and early 1970s when it was first collected (no exact date is available as of this writing), a fourth species of *Diadumene* was introduced into San Francisco Bay (Carlton, 1979a). Its morphology and distribution in the Bay were extensively studied by T. Blanchard, whose work and taxonomic conclusions remain unpublished, but who felt that there was a "strong case for conspecificity" with the European (primarily British) *Diadumene cincta*. We tentatively use that name for this anemone, to which it is morphologically very similar. *Diadumene cincta* occurs in Britain both on open marine shores and in estuaries, tidal creeks, and harbors (Manuel, 1981). Blanchard also found the same species in Humboldt Bay (T. Blanchard, pers. comm., 1988).

Blanchard (pers. comm., 1988) has provided the following information about this anemone in San Francisco Bay. *Diadumene ?cincta* has a column diameter of about 15-20 mm and a column height of up to five or more times the width. The most common variety of *Diadumene ?cincta* on dock floats is solid orange, but pink forms also occur, most commonly sublittorally on pilings and in the mid to low intertidal zone in protected locations. Specimens also occur sublittorally on shells

partially buried in sediment. White markings on the oral disk are common on the pink forms, but have not been observed on orange specimens. The anemone commonly forms clonal aggregations of up to 200 individuals in fouling, a character typical of the European *D. cincta* (Manuel, 1981); it may also occur singly. As this anemone is not described in Hand (1975) nor in other guides to Pacific coast marine life, it may be mistaken for *Diadumene leucolena* or stripeless *Haliplanella lineata*.

We tentatively assign an Atlantic origin to this species. It was probably introduced either in ship fouling or ballast water.

Diadumene franciscana Hand, 1956

SAN FRANCISCO ANEMONE

This usually white-striped introduced anemone of unknown origin has been reported from San Francisco Bay (before 1941), Morro Bay (1973) (Carlton, 1979a, p. 250) and Mission Bay (1977-78) (Dygert, 1981), and we collected it in Tomales Bay in 1995 (identified by C. Hand). Carlton (1979a) suggested that it may originate from the southern Pacific or Indian Oceans, rather than from the Atlantic, where the anemone fauna is better known. As the anemone fauna of Japan is also relatively well studied, oyster transplantation from either the Atlantic or from Japan is not the likely mechanism of introduction. As it is a common float and piling fouling organism locally in San Francisco Bay, it may have been introduced as hull fouling, or else in ballast water. *Diadumene franciscana* can be very common in the warm margins of the Bay where other species, such as the tubeworm *Ficopomatus enigmaticus* and the barnacle *Balanus amphitrite amphitrite* of known warm-water origin are also common. Its presence in warm-water thermal effluents in Morro Bay (to where it was likely introduced from San Francisco Bay) is also suggestive of a warm temperate or subtropical origin.

The first record of this anemone is that of Light (1941, as a "double-striped anemone" from Fruitvale Bridge), whose records were based upon his field observations made in the Bay since the 1920s.

Diadumene leucolena (Verrill, 1866)

WHITE ANEMONE

This Atlantic anemone, occurring from at least Cape Cod to South Carolina, was first reported from the Oakland Estuary by Sander (1936), although it may have been present in the Bay since the 19th century. Hand (1956) described it in detail from the Bay. It is common to abundant along the Bay margin, in fouling communities, under rocks, and on oyster shells, and may have been introduced with oyster shipments (it is recorded from Atlantic coast oyster beds; Wells, 1961), as ship fouling or in ballast water. It has also been reported from southern California bays and from Coos Bay, Oregon (Carlton, 1979a, p. 248).

Diadumene lineata (Verrill, 1873)

ORANGE-STRIPED GREEN ANEMONE

SYNONYMS: *Haliplanella lineata*
Haliplanella luciae (Verrill, 1898)
Diadumene luciae
Aiptasiomorpha luciae

This abundant, often orange-striped anemone, known in most literature as *Haliplanella luciae* (Verrill, 1898), was first collected in San Francisco Bay in 1906 (Davis, 1919), and has since been collected from bays and harbors from Newport Bay to British Columbia (Carlton, 1979a, p. 253). It is now one of the most common anemones along the margins of San Francisco Bay, occurring in habitats ranging from fouling communities to bits of shell on open mudflats to brackish marsh channels. A native of Japan, it has been widely dispersed around the world by both shipping and by the movement of commercial oysters, either or both of which mechanisms could have brought it to the Bay. That it may have arrived with the large volumes of Atlantic oysters brought to the Bay in the 1890s is suggested by its late appearance in New England (1892; Verrill, 1898) and its presence in Atlantic coast oyster beds (Wells, 1961; Maurer & Watling, 1973), and it may thus be another example of the many species whose arrival in one region (in this case San Francisco Bay) was contingent upon its introduction to another region (New England) thus interfacing with an ongoing transport vector and dispersal corridor (the commercial oyster industry).

Haliplanella has the ability, perhaps unique among the anemones, to encyst, leaving behind upon excystment a tough capsule (Kiener, 1972). This remarkable characteristic has likely conferred upon *Haliplanella* an unusual ability to survive long-distance transport under severe conditions (Carlton, 1979a). The introduced nudibranch *Cuthona perca* feeds upon *Haliplanella* in the Bay (McDonald, 1975; Carlton, 1979a).

ANNELIDA

Oligochaeta

Of all the common macroinvertebrates in San Francisco Bay, the oligochaetes are perhaps the poorest known relative to the comparative diversity of native versus introduced species. We recognize here eight introduced oligochaetes and list four others as cryptogenic (Chapter 4), although the latter are frequently abundant and embedded in communities otherwise composed of non-native species. Annelid taxonomy is widely recognized as a difficult and complex field; and although we know relatively little about the Bay's polychaetes, we know even less about its oligochaetes.

Each of the following species of oligochaetes could have been present in San Francisco Bay for many decades, if not since the 19th century, before they were first collected in the 1950s and 1960s. We thus regard the dates of first collection of most of the following species as artifacts of the collecting effort. The decades- to century-long uncertainty in the actual dates of introduction makes it hard to determine transport mechanisms. We generally consider ships' solid ballast and water ballast, shipments of commercial oysters, and shipments of aquatic plants to be possible vectors.

Branchiura sowerbyi Beddard, 1892 [TUBIFICIDAE]

This oligochaete, native to tropical and subtropical Asia (India, Myanmar (Burma), Java, China, Japan), was first collected in 1892 from the mud of the *Victoria regia* tank in the garden of the Royal Botanic Society in Regent's Park, London. Over the next 30 years it was collected from other warm-water tanks in botanic gardens at Hamburg, Dublin, Kew and Oxford. By the late 1950s it had been found "in the wild" in the Rhone River and elsewhere in southern France, in the Thames River below Reading in water warmed by effluent from a power station, and in unheated waters in the Kennet and Avon Canal and in the Bradford River Avon in England (Mann, 1958). It has also been reported from north and west Africa (Brinkhurst, 1965).

It was first collected in North America in central Ohio in 1930 (Spencer, 1932), and spread to the Great Lakes by 1951 (Mills et al., 1993) and to a total of eighteen states by 1966 (Brinkhurst, 1965; Cole, 1966). In California it was collected from the San Joaquin River in 1950, from the Tuolumne River near Modesto in 1952 (Brinkhurst, 1965), and from the Delta in 1963 (specimen at CASIZ). The California Department of Water Resources has collected it throughout most of the Delta since sampling started in 1977 (from the western Delta upstream to the Mokelumne River, Courtland on the Sacramento River, and Stockton on the San Joaquin River), at densities of up to 823/m² (Markmann, 1986; DWR, 1995). We found no other records of *Branchiura* on the Pacific coast. *Branchiura* could have been transported to California in ships' solid or water ballast or on ornamental aquatic plants.

Limnodrilus monothecus (Cook, 1974) [TUBIFICIDAE]

Although first described from Bahia de San Quintin, Baja California based upon specimens collected in 1960 (Cook, 1974), Erseus (1982) demonstrated that this marine and estuarine species is widely distributed from the mid-Atlantic coast to the Gulf of Mexico, and was only found in three stations in British Columbia, southern California, and Bahia de San Quintin on the Pacific coast. Nichols & Thompson (1985) record it from their south San Francisco Bay mudflat stations, where they treated it as cryptogenic. It appears, however, to be an Atlantic species introduced to west coast estuaries. It could have arrived in ships' solid or water ballast or in shipments of commercial oysters.

Paranais frici Hrabe, 1941 [NAIDIDAE]

Brinkhurst & Cook (1980) regard the fresh and brackish water *P. frici* as a European (Sarmatic) species introduced into North America. Brinkhurst & Simmons (1968) found it to be one of two abundant oligochaetes in Suisun Bay in 1961-62. It was collected in the eastern Delta (Mokelumne River) in 1977-79, and in the western and central Delta in 1980-95, at concentrations up to 1,296/m². Brinkhurst & Coates (1985) also report it from Newport Bay, California and Fraser River, British Columbia, and note that it has been further reported from Africa and South America. It could have arrived in California in ships' solid or water ballast or on ornamental aquatic plants.

Potamothrix bavaricus (Oschman, 1913) [TUBIFICIDAE]

This freshwater Eurasian species was regarded as "possibly" introduced to eastern North America by Brinkhurst (1965), who further recorded a population (collected by R. Whitsel, no date given) from Coyote Creek, in Santa Clara County. We tentatively regard it as introduced, if the identification is correct. It has been reported from the central and western Delta since 1991, at concentrations up to 415/m² (DWR, 1995). It could have arrived in California in ships' solid or water ballast or on ornamental aquatic plants.

Tubificoides apectinatus (Brinkhurst, 1965) [TUBIFICIDAE]

This common North Atlantic coast marine oligochaete (Brinkhurst, 1981, 1985) was found to be abundant in South San Francisco Bay sediments in 1961-62 collections (Brinkhurst & Simmons, 1968, as *Peloscolex apectinatus*). It could have arrived in ships' solid or water ballast or in shipments of commercial oysters.

Tubificoides brownae Brinkhurst & Baker, 1979 [TUBIFICIDAE]

SYNONYMS: *Peloscolex gabriellae* of authors

This North Atlantic marine oligochaete (described from Delaware, and known from other Atlantic coastal sites as well as Europe) was treated by Brinkhurst & Simmons (1968) as *Peloscolex gabriellae* (in part), from the South Bay (Brinkhurst, 1986). It is also known from Coos Bay, Oregon (Brinkhurst, 1986). Nichols & Thompson (1985) reported it as a cryptogenic member of the South San Francisco Bay mudflat community. We regard it as introduced based upon its broad Atlantic distribution and its apparently restricted distribution in the Pacific Ocean. It could have arrived in California in ships' solid or water ballast or in shipments of commercial oysters.

Brinkhurst & Simmons (1968) examined specimens collected in 1961-62. Brinkhurst (1965), under the name *Peloscolex gabriellae*, records material from 1957 (collected by M. Jones) from Point Richmond, but it is not clear if these specimens are referable to *T. brownae* or to *T. wasselli* (below). The California Department of Water Resources reports *T. brownae* collected in small numbers from Grizzly Bay and Pt. Pinole since 1987 (DWR, 1995).

Tubificoides wasselli Brinkhurst & Baker, 1979 [TUBIFICIDAE]

This Atlantic marine tubificid is known from Delaware to the Gulf of Mexico (Brinkhurst, 1986). San Francisco Bay populations collected in 1961-62 and identified by Brinkhurst & Simmons (1968) as a papillate form of *Peloscolex gabriellae* are now considered to be this species (Brinkhurst, 1986). It is otherwise known from Victoria, British Columbia (Brinkhurst, 1986). It could have arrived in California in ships' solid or water ballast or in shipments of commercial oysters.

Varichaetadrilus angustipenis (Brinkhurst & Cook, 1966) [TUBIFICIDAE]

SYNONYMS: *Limnodrilus angustipenis*

This eastern United States species (Brinkhurst, 1971; Strayer, 1990; Erseus et al., 1990) occurs widely in the Sacramento-San Joaquin Delta in freshwater muddy sediments. It was collected by the California Department of Water Resources at least as early as 1982 in stations near the western end of Sherman Island. Hymanson et al. (1994) reported that it was one of the numerically dominant species at these sites from 1982-86, concluding that it and *Limnodrilus hoffmeisteri* (here treated as cryptogenic) "are among the few native benthic organisms that have maintained their numerical dominance and broad distribution..."

V. angustipenis could have arrived on the Pacific coast in ballast water or on ornamental aquatic plants.

Polychaeta

Boccardiella ligERICA (Ferronnière, 1898) [SPIONIDAE]

SYNONYMS: *Boccardia ligERICA* Ferronnière, 1898

Boccardia nr. *uncata*

Polydora uncata

Polydora redeki Horst

This spionid worm is native to the brackish waters and mudflats of France, Holland and Germany. A single specimen identified as *Boccardiella ligERICA* was collected from Newport Bay in 1935 (Kudenov, 1983). *B. ligERICA* was collected from

San Francisco Bay in the San Pablo Channel by 1954 and from the Delta-Mendota Canal, in fresh water, in 1973 (Light, 1977; Carlton, 1979a, p. 305). It was also collected from freshwater in the New River and the Alamo River in Imperial County in southeastern California in 1979, and from a canal in Mar Chiquita, Argentina with the Australian serpulid worm *Ficopomatus enigmaticus* (Kudenov, 1983).

Boccardiella ligerica may have been introduced with ships' ballast water, perhaps during World War II or the Korean War. Spionid larvae are among the most abundant and frequently encountered groups of organisms in ballast water (Carlton & Geller, 1993).

B. ligerica was one of the most common benthic organisms collected by CDFG near Martinez in 1975-1981, and was found upstream as far as Collinsville in the western Delta (Markman, 1986). In 1976, a dry year, Siegfried et al. (1980) found *B. ligerica* to be a dominant species at their upstream stations near Collinsville in the late summer and fall, with peak densities of around 20,000 individuals/m², and Markman (1986) similarly reported an increase in *B. ligerica* upstream in the dry year of 1981. Light (1978, p. 201) summarizing recent studies showed *B. ligerica* collected only from the ends of the Bay: at the southern end of the South Bay and from Martinez to the Antioch bridge in the northern Bay.

Ficopomatus enigmaticus (Fauvel, 1923) [SERPULIDAE]

AUSTRALIAN TUBEWORM

SYNONYMS: *Mercierella enigmatica*

Ficopomatus enigmaticus is an Australian worm that builds and lives in a white, calcareous tube, the tubes forming large agglomerate masses when the worm is abundant. Reported from ships' hulls (WHOI, 1952) and probably transported as hull fouling, it has become established in many parts of the world including the Black, Caspian and Mediterranean seas, northern Europe, Uruguay, Argentina, Hawaii, Japan and the Gulf of Mexico. It was first reported in San Francisco Bay from Lake Merritt, a tidal lagoon on the East Bay shore, in a 1921 article in the *Oakland Tribune* headlined "Coral Reefs Spreading in Lake Merritt." The "reefs" had been first noticed by park officials about a year earlier.

It was also in 1921 that *F. enigmaticus* was discovered and described in France, and discovered at the London docks (Carlton, 1979a). *F. enigmaticus* apparently requires water temperatures of at least 18°C to breed (Obenat & Pezzani, 1994), and in Europe it frequently lives in water heated by the cooling water effluent from power plants (Vaas; 1978). In the Netherlands its colonies have interfered with lock operations (Vaas; 1978).

F. enigmaticus has been collected from many sites in the South, Central and San Pablo bays, sometimes in dense masses, especially from enclosed lagoons or protected waters. These sites include Aquatic Park Lagoon in Berkeley (first appeared between 1942 and 1946, and still abundant), Alameda Lagoons (abundant in 1971, scarce in the 1990s), Berkeley Yacht Harbor (1969), San Rafael and Corte Madera

Creek (1970), Palo Alto Yacht Harbor and China Camp (1974), Foster City Lagoons and Belvedere Lagoons (before 1979), and the Petaluma River Turning Basin (abundant in 1993; see Carlton, 1979a, p. 331, for references on the other records). It is less abundant now in Lake Merritt than it was in the 1920s and the 1960s-70s.

Newman's (1963) report of a serpulid worm "comparable to *Mercierella enigmatica*" in the seawater system of a naval vessel docked in San Francisco Bay suggests that it may have been introduced more than once.

Heteromastus filiformis (Claparede, 1864) [CAPITELLIDAE]

Heteromastus filiformis is native to the Atlantic coast of the United States from New England to the Gulf of Mexico, and has also been reported from Greenland, Sweden, the Mediterranean, Morocco, South Africa, the Persian Gulf, New Zealand, Japan, and the Bering and Chukchi Seas. The wide temperature range covered by these locations suggests that more than one species may be involved. In California *Heteromastus* was collected from San Francisco Bay in 1936, from Morro Bay in 1960, possibly from southern California by 1961, and from Bolinas Lagoon by 1969. It was collected from Vancouver Island in 1962, from Coos Bay, Oregon in 1970 (pers. obs.), and from Grays Harbor, Washington by 1977 (Carlton, 1979a, p. 322).

As with other polychaetes first collected on the Pacific Coast in the 1930s by Olga Hartman (including *Polydora ligni* and *Streblospio benedicti* in San Francisco Bay), *Heteromastus filiformis* may have been present but undetected for many decades due to the lack of earlier investigations of intertidal polychaetes on this coast. Thus this mud-dwelling capitellid worm may have been introduced to San Francisco Bay in the late nineteenth or early twentieth century with Atlantic oysters, (with which it occurs; Wells, 1961), or may have been an early ballast water introduction.

Heteromastus filiformis is commonly collected from the far South Bay to the western half of Suisun Bay at concentrations of 10 to 4000 per square meter, and has been collected upstream to Pittsburg (Hopkins, 1986; Markmann, 1986). It is one of the most common benthic organisms in the shallows of San Pablo Bay and the channels of the South Bay (Nichols & Thompson, 1985a).

Manayunkia speciosa Leidy, 1858 [SABELLIDAE]

SYNONYMS: *Manayunkia eriensis* (Krecker, 1939)

Manayunkia speciosa is a freshwater polychaete native to eastern North America from the westernmost Great Lakes, New York and Lake Champlain in Vermont south to the Savannah River in South Carolina (Klemm, 1985). It was collected from two small, shallow lakes in northern Alaska in 1961 and 1964, and from Sevenmile Canal in Klamath County, Oregon in 1964 (Hazel, 1966; Holmquist, 1967; Croskery, 1978). It was first collected in California from the Mokelumne River near New Hope Landing in the eastern Delta in 1963 (Hazel, 1966). Hartman's (1969)

report of this species from San Pablo and Suisun bays appears to be based on a misreading of earlier reports.

This tube-dwelling, colonial worm has neither a resting stage nor a planktonic or swimming stage that might aid dispersal or transport in water— young worms mature within the parental tube and emerge as small, crawling adults to build tubes nearby (Holmquist, 1967; Croskery, 1978). However, transport in detritus carried in water may be possible. Hazel (1966) suggested that *M. speciosa* arrived in the Delta in the water in which freshwater gamefish from the eastern United States were transported. Hazel (1966), citing Smith (1896), noted as pertinent the fact that white catfish *Ictalurus* (now *Ameiurus*) *catus* introduced to the Delta in 1874 were taken from the Schuylkill River, Pennsylvania, the type locality for *M. speciosa*. However, although Smith (1896) describes these as "white catfish or Schuylkill catfish," he clearly states that the fish transported to California were taken from the Raritan River, New Jersey. Thus "Schuylkill" appears to be part of a common name for these fish, rather than the site from which they were collected.

Although most or all of the freshwater fish introduced to California from the northeastern United States appear to have been planted in the late nineteenth or early twentieth century (Table 1) and *Manayunkia* was not discovered in California until 1963, it is possible that this small polychaete was present and overlooked for a long time (Holmquist, 1967; Mackie & Qadri, 1971). Alternatively, it may have been transported in detritus floating in freshwater ballast.

Manayunkia is the fourth most numerous benthic invertebrate collected by the California Department of Water Resources in the Delta, with densities in the interior of the Delta of 2,000 to 50,000 individuals/m². It apparently requires fresh water and silty substrates, and is found in the eastern portions of the Delta downstream to Frank's Tract and Rio Vista, with questionable records from a few stations further downstream (Markmann, 1986; Herbold & Moyle, 1989; Hymanson et al., 1994).

Marenzelleria viridis (Verrill, 1873) [SPIONIDAE]

SYNONYMS: *Scolecoplepis viridis*
Scolecoplepis tenuis
Scolecoplepides viridis

Marenzelleria viridis is native to the northwestern Atlantic and was collected in Germany in 1983, probably having been introduced via ballast water (Essink & Kleef, 1993). It spread though western and northern Europe and into the Baltic Sea, where it is now extremely abundant. It was first collected on the Pacific coast in Nov. 1991 at Collinsville on the Sacramento River, at which station it has been found most consistently and abundantly at up to 1700 worms/m². It has since been collected from Frank's Tract and the Old River in the Delta downstream to Grizzly Bay in 1992, in San Pablo Bay in 1995, and in the far South Bay (M. Kellogg, pers. comm., 1995; W. Fields, pers. comm., 1995; DWR, 1995). It probably arrived in ballast water.

Marphysa sanguinea (Montagu, 1815) [EUNICIDAE]

Marphysa sanguinea is regarded as a single cosmopolitan species, but likely consists of several difficult-to-distinguish but distinct taxa. It is reported from Europe (from Great Britain to the Mediterranean), the western Atlantic (Massachusetts to the West Indies, the Gulf of Mexico, Bermuda and the Bahamas), Japan, China, and from Australasia to the Red Sea and Africa. In the eastern Pacific it has been known from San Francisco Bay since 1969, and from various sites between Los Angeles and Panama (Carlton, 1979a, p. 302). The San Francisco Bay population may have been introduced from the Atlantic with shipments of oysters, with which it occurs on the Atlantic coast (Wells, 1961), or it may have been introduced in ballast water.

Hopkins (1969) reported *M. sanguinea* as common at concentrations of 10-200 per square meter, but found only in the South Bay south of Hunters Point, and most commonly in the channels.

Nereis succinea (Frey & Leuckart, 1847) [NEREIDAE]

PILE WORM

SYNONYMS: *Neanthes succinea*

Nereis saltoni Hartman, 1936

Nereis limbata Webster, 1879

This euryhaline "pile worm" lives in a variety of habitats: under rocks, in mud and sand, in oyster beds and in fouling communities. It is reported from locations around the world, including the eastern Atlantic and the Mediterranean; the western Atlantic from the Gulf of St. Lawrence to the West Indies, Gulf of Mexico and South America; West Africa and South Africa; and the tropical eastern Pacific from the Gulf of California to Colombia (Carlton, 1979a, p. 295). These reports may involve a single species transported synanthropically about the globe, or multiple, closely-related species.

In California it has been collected from San Francisco Bay (earliest records from 1896), the Salton Sea (from 1935), Tomales Bay (1941), several southern California bays (from 1952), and in Oregon from Netarts Bay (1976) (Carlton, 1979a) and Coos Bay (1986; pers. obs.). The San Francisco Bay population probably originated in the western North Atlantic and arrived in shipments of Atlantic oysters (with which it occurs on the Atlantic coast; Wells, 1961; Maurer & Watling, 1973) or in ship fouling. It may have been independently introduced to southern California bays in ballast water or as fouling, or secondarily introduced from San Francisco Bay by coastal shipping.

Nereis succinea is common in San Francisco Bay in waters of less than two meters depth, generally at concentrations of 10-400 individuals/m². It has mainly been collected in the northern Bay from San Pablo Bay to Antioch, and in the far South Bay below the Dumbarton Bridge (Hopkins, 1986). It is one of the dominant

benthic organisms in Suisun Bay (Nichols & Thompson, 1985a). As discussed by Oglesby (1965), the native worm *Nereis vexillosa* occupies more marine waters in the Central Bay and the native *Nereis limnicola* occupies fresher waters in the Delta. *Nereis succinea* may thus have squeezed in between two existing pile worm populations, with each population restricted by a combination of physiological limitations and competition with its neighbors.

Recher (1966) noted *Nereis succinea* in the diet of shorebirds in the South Bay, and Oglesby (1965b) reported on infection by the trematode parasite *Parvatrema borealis* along the East Bay shore. Carlton (1979a) summarizes other research on the worm's physiology and ecology.

Polydora ligni Webster, 1879 [SPIONIDAE]

MUD WORM

SYNONYMS: *Polydora amarincola* Hartman, 1936

Polydora ligni is native to the northern Atlantic where it is found in mudflats, fouling (including ship fouling; Hartman, 1961) and oyster beds, sometimes forming thick mud beds that cause extensive oyster mortalities. In the Pacific it was first collected in Ladysmith Harbor, British Columbia in 1932 ("on [oyster] cultch sacks"), in San Francisco Bay in 1933 (redescribed as *Polydora amarincola*), and in False Bay on San Juan Island, Washington in 1937. It has since been reported from other bays and harbors in British Columbia, Washington and Oregon, and from Drakes Estero, Bolinas Lagoon, Elkhorn Slough, Morro Bay, Mugu Lagoon, Santa Monica Bay, Los Angeles/Long Beach Harbors, Alamitos Bay, Anaheim Bay, Santa Catalina Island, Mission Bay and the Salton Sea in California (see Carlton, 1979a, p. 306, for references). There are a few records, questioned by Carlton (1979a), from Mexico.

As with *Heteromastus filiformis*, *Polydora ligni* could have been transported to the Pacific coast with Atlantic oysters decades earlier and overlooked, or transported in ballast water (larvae of *Polydora* species have been found to survive transport in ballast tanks; Carlton, 1985, p. 345), or possibly in ship fouling. Considerable movement between embayments along the coast may have occurred with shellfish transplants or coastal shipping. In San Francisco Bay it has been collected from the far South Bay to Carquinez Strait (Light, 1977, 1978), and is one of the more common benthic organisms in the shallows of San Pablo Bay and the channels of the South Bay (Nichols & Thompson, 1985a).

Potamilla sp. [SABELLIDAE]

This worm was first collected in June 1989 at Sherman Lake in the western Delta by the California Department of Water Resources. It has been found from Frank's Tract and the Old River in the Delta downstream to Grizzly Bay, and is most common at or just upstream of the confluence of the Sacramento and San Joaquin

Rivers, where it has reached densities of over 16,000/m² (W. Fields, pers. comm., 1995; DWR, 1995). Its absence from Delta samplings in previous decades suggest a relatively recent introduction. It was probably introduced in ballast water.

Pseudopolydora kempi (Southern, 1921) [SPIONIDAE]

SYNONYMS: *Neopygospio laminifera* Berkeley & Berkeley, 1954
Pseudopolydora kempi californica Light, 1969
Pseudopolydora kempi japonica Imajima & Hartman, 1964

This spionid worm has been reported from Mozambique, India, Japan and the Kurile Islands, in waters ranging from marine salinities down to 6 ppt (Light, 1969). It was first collected in the eastern Pacific in 1951 at Nanaimo, British Columbia, and later from False Bay, San Juan Island (1968) in Washington and Yaquina Bay (1974), Netarts Bay (1976) and Coos Bay (1977; JTC, pers. obs.) in Oregon. In California it appeared in Morro Bay (1960), Bolinas Lagoon (1967), San Francisco Bay (1972), and Bodega Harbor, Tomales Bay and Anaheim Bay (1975) (references in Carlton, 1979a, p. 310). Many of these sites have received shipments of the oyster *Crassostrea gigas* from Japan, possibly containing this worm. Alternatively it could have been transported in ballast water or ship fouling.

Light (1969) found that the California specimens more closely resembled Indian than Japanese *P. kempi*. In California *P. kempi* occurs intertidally and subtidally on mud and sand. It has been collected in San Francisco Bay from the far South Bay to the western end of Carquinez Strait (Light, 1977, 1978).

Pseudopolydora paucibranchiata (Okuda, 1937) [SPIONIDAE]

SYNONYMS: *Polydora paucibranchiata*

P. paucibranchiata was described from Japan. It was first reported from Australia in 1973 (Carlton, 1985) may also be present in New Zealand. It was reported from Los Angeles Harbor in 1950 and thereafter from other southern California sites: Newport Bay in 1951, San Diego Bay in 1952, Alamitos Bay in 1958, Anaheim Bay and Santa Barbara in 1975, and Mission Bay (in densities up to 60,000 individuals/m²) by 1981 (Carlton, 1979a; Levin, 1981). It was collected in South San Francisco Bay (Hunters Point and Oakland Inner Harbor) in 1973, Elkhorn Slough, Bodega Harbor and Tomales Bay in 1975 (where it "may be the dominant spionid polychaete on many sand flats;" Blake, 1975), and Netarts Bay, Oregon in 1976 (Light, 1977; Carlton, 1979a, p. 312).

Summarizing recent studies, Light (1978, p. 200) showed *P. paucibranchiata* collected from the South Bay to the western end of Carquinez Strait. It may have been introduced to the northeastern Pacific in ballast water or in fouling on ships, possibly related to increased ship traffic during or after the Korean War, or with Japanese oysters.

Sabaco elongatus (Verrill, 1873) [MALDANIDAE]

BAMBOO WORM

SYNONYMS: *Asychis elongata*
Asychis amphiglypta (Ehlers)
Maldane elongata
Maldanopsis elongata
Brachioasychis colmani
Brachioasychis americana

This common "bamboo worm" is native to the western Atlantic from Maine to Florida, the Gulf of Mexico and British Honduras (Light, 1974). It was first reported from south San Francisco Bay in 1960 (Berkeley & Berkeley, 1960) and probably collected in the 1950s (Carlton, 1979a, p. 324). It is now extremely common, typically found in concentrations of 10-1,000 individuals/m² at most stations from the far South Bay to mid-San Pablo Bay, and in concentrations of 1,000-5,000 individuals/m² along the eastern shore of the Central Bay. It is not found upstream of San Pablo Bay (Hopkins, 1986).

Light (1974) suggested that *Sabaco* was introduced with Atlantic oysters. As there had been no systematic subtidal benthic sampling in San Francisco Bay since the 1912-13 *Albatross* survey, it is conceivable that it was a late introduction with oysters in the 1920s or 1930s and overlooked for 30 years. Alternatively, it may have been introduced with ballast water.

Streblospio benedicti Webster, 1879 [SPIONIDAE]

SYNONYMS: *Streblospio luticola* Hartman, 1936

Streblospio benedicti is common in the western Atlantic, ranging from the Gulf of St. Lawrence to the Gulf of Mexico and Venezuela, and is also found in northern Europe and the Mediterranean and Black seas. It was collected at Berkeley in San Francisco Bay in 1932, in Tomales Bay and Bodega Harbor by 1936, and in subsequent years in several other estuaries south to Newport Bay and north to Grays Harbor, Washington (records in Carlton, 1979a, p. 314). As with *Polydora ligni*, the other spionid discovered in San Francisco Bay in the 1930s, *Streblospio* could have been introduced with Atlantic oysters (with which it occurs on the Atlantic coast; Wells, 1961; Maurer & Watling, 1973), in ballast water, or possibly in ship fouling, and moved along the Pacific coast with shellfish transplants or coastal shipping.

In San Francisco Bay *Streblospio benedicti* has been collected from the far South Bay to Antioch, commonly at densities of 1-10,000 individuals/m² in the channels and up to 50,000 or more individuals/m² in near shore areas, especially in constricted embayments (Light, 1978; Hopkins, 1986). It is one of the most common

benthic organisms in the shallows of San Pablo Bay and the channels of the South Bay (Nichols & Thompson, 1985a).

MOLLUSCA: GASTROPOD

Busycotypus canaliculatus (Linnaeus, 1758) [MELONGENIDAE]

CHANNELED WHELK

SYNONYMS: *Busycon canaliculatum*
Busycon pyrum

The channeled whelk, a native of the western Atlantic from Massachusetts to Florida, is now by far the largest snail in San Francisco Bay. As discussed by Carlton (1979a), Stohler (1962) stated that the whelk was first collected in the Bay at Alameda in 1948, but specimens from Berkeley at the California Academy of Sciences may have been collected as early as 1938. There are records and frequent observations of the whelk on the eastern shore of the Bay from Alameda and Bay Farm Island to Berkeley, and on the western shore from Belmont Slough to Candlestick Point. One specimen was collected in 1953 from the Tiburon Peninsula in Marin County (Stohler, 1962, Carlton, 1979a, p. 397).

The channeled whelk feeds on bivalves. It produces distinctive strings of egg cases that release crawling (nonplanktonic) snails. Natural dispersal may be achieved by floating egg cases, one string of which was collected at Bolinas Lagoon. The whelk may have been introduced to San Francisco Bay with some of the later and smaller shipments of Atlantic oysters (with which it occurs on the Atlantic coast; Wells, 1961; Maurer & Watling 1973), but could also have been released from a private or school aquarium.

Cipangopaludina chinensis malleata (Reeve, 1863) [VIVIPARIDAE]

CHINESE MYSTERY SNAIL

SYNONYMS: *Viviparus malleatus*
Cipangopaludina malleata
Viviparus stelmaphorus Bourguignat

A long history of revisions and disagreements over identification, reviewed here with regard to Bay and Delta area specimens, leaves it unclear whether one or two (or possibly more) species of Japanese or Chinese viviparids have been introduced into California.

In 1892 Wood reported buying live snails from Japan at a Chinese market in San Francisco, at a price of ten cents per dozen, and found "that each specimen contained inside, from twelve to eighteen young shells." The snails were identified

by W. J. Raymond as *Paludina japonica* Martens. Wood's specimens were later separated by Tien-Chien Yen at the California Academy of Sciences into three lots identified as *Viviparus japonicus*, *Viviparus japonicus inakawa* and *Viviparus stelmaphorus*. The last of these is accompanied by Wood's business card with the notation: "Bought alive for 10 cents a dozen at a Chinese vegetable store on Wed. morning, Nov 18/91- Came from China." Stearns (1901) described Wood's snails as "being part of the first lot brought alive from Japan, where they are collected in the rice-fields near Yokohama, and are sold for a few cents a quart."

Sorenson (1950) recalled purchasing *Viviparus malleatus* in Fresno's Chinatown in 1895 which "had been imported from Chinese rice fields to Fresno for the thousands of Chinese vineyard workers there." In 1901 Stearns reported receiving a few snails from the San Jose or Mt. Hamilton area "a year or more ago." One living specimen was examined and identified by Pilsbry as "*Vivipara stelmaphora* Bgt. (= *V. malleata* Rve.)." Later Hannibal (1908) found no viviparids in the Mt. Hamilton area, but between San Jose and San Francisco Bay collected snails identified by Dall as *Vivipara lecythoides* Bensen. He reported these as "introduced by the Chinese fifteen or twenty years ago" and "common where planted, but spreads slowly." A few years later, Hannibal (1911) reported that on re-examination both these snails and Wood's snails in Raymond's collection were *Viviparus malleatus* Reeve, which he said were "brought from Yokohama and originally planted between Alameda and Centerville [a small town 18 miles east of Fresno] to supply the markets of San Francisco Bay...whence colonies have been distributed to a number of points in the Sacramento-San Joaquin Valley as well. This is verified by specimens from an irrigating ditch near Fresno." However, Hannibal reported that he also found *Vivipara japonica*, "readily distinguished from *malleatus*," in an irrigation ditch at Hanford, about 30 miles southeast of Fresno.

The first record of introduced viviparids within the study zone consists of five shells at the California Academy of Sciences, labeled as *malleata*, collected from a slough near Holt in the Delta in 1938. Other specimens from within or near the Delta include eight snails collected from a canal north of Stockton in 1933, three snails from Victoria Island in 1941, eight snails from Sycamore Slough in 1946, and two undated snails from a slough near Stockton, all labeled as *malleata*. Greg (1948) reported finding a few live and many broken shells of *Vivipara malleata* in irrigation ditches near Stockton, speculating that muskrat may have been eating the snails. Sorenson (1950) reported collecting *Viviparus malleatus* from an irrigation canal 60 miles northwest of Fresno in 1948. Also, the wet collections at the California Academy of Sciences include two viviparid snails labeled *Bellamya japonica* that were collected at Stockton in 1968.

Hanna (1966), referred all existing western North America records to *Viviparus stelmaphorus*, based on finding enough variation in shell morphology in specimens from a single locality to encompass records that had been reported as *malleata*, *japonica*, *iwakawa* or *lecythoides*. He reported that the snails were still for sale in San Francisco markets and very abundant throughout the Delta and in irrigation canals, and in Mountain Lake and Stow Lake in San Francisco.

Taylor (1981) assigned these various California records to two species, *Bellamya japonica* (including Wood's 1891 market specimens, Hannibal's 1911

Hanford record, and records from Mountain Lake) and *Cipangopaludina chinensis malleata* (apparently including all other California records known to him), which he listed as occurring in irrigation ditches, sloughs and ponds from the Central Valley and San Francisco Bay area to southern California. He reported both species present in California since 1891.

Based upon these records, we conclude that the Chinese mystery snail is established in the study region. The current distribution and status of the Japanese mystery snail (placed in *Bellamya* by Taylor (1981) and in *Cipangopaludina* by Turgeon et al. (1988)) remains to be determined in the Bay area.

Viviparid snails from these one or more species have been reported from many other North American locations, including: the Chinese market at Victoria, British Columbia (Pilsbry & Johnson, 1894); Muddy River in Boston's Fenway (from 1914 to at least 1942); Worcester, Massachusetts (1917); Philadelphia (1925), at St. Petersburg, Florida and near Niagara Falls (1942); Ottawa, Sioux City, Iowa and Seattle (1943); near Agassiz, British Columbia (collected by 1948, but reportedly planted in 1908); Lake Erie (1940s); Jefferson County, Washington (1964); and Hawaii (by 1976) (La Rocque, 1948; Abbott, 1950; Mills et al., 1993; and specimens at the California Academy of Sciences). These snails are both used as food items and commonly sold by dealers of aquarium fish, which has undoubtedly helped to spread them (La Rocque, 1948; Abbott, 1950). They were reportedly introduced to Sandusky Bay, Lake Erie to feed channel catfish in the 1940s, and became so abundant by the 1960s that they were a nuisance to commercial seine fisherman, who reported sometimes catching two tons in a single seine haul (Wolfert & Hiltunen, 1968).

Crepidula convexa Say, 1822 [CALYPTRAEIDAE]

CONVEX SLIPPER SHELL

SYNONYM: *Crepidula glauca* Say, 1822

This slipper shell is native to the western Atlantic, where it is found from Nova Scotia to Florida and Puerto Rico. It was first collected in San Francisco in 1898, from oyster beds, and was almost certainly introduced in shipments of Atlantic oysters (with which it occurs on the Atlantic coast; Wells, 1961). In San Francisco Bay Hopkins (1986) reported *Crepidula* spp. mainly from the South Bay, where *C. convexa* is commonly found on shells of the native oyster *Ostrea lurida* and the Atlantic mudsnail *Ilyanassa obsoleta*. It is not known from any other Pacific coast site (Carlton, 1979a, p. 370).

Crepidula plana Say, 1822 [CALYPTRAEIDAE]

EASTERN WHITE SLIPPER SHELL

Crepidula plana is native to the western Atlantic with a recorded range from Prince Edward Island to South America. It was first reported on the Pacific Coast from the eastern shore of San Francisco Bay in 1901, where it was probably introduced with shipments of Atlantic oysters (with which it occurs on the Atlantic coast; Wells, 1961), and was found in Willapa Bay and Puget Sound in the 1930s and 1940s (Carlton, 1979a, p. 376). *C. plana* is similar to and may be mistaken for the native flat slipper shells *C. perforans* and *C. nummaria*, and in fact went unreported in the Bay, though occasionally collected and misidentified or unnoticed, for many decades after its initial sighting. It is found considerably further into the estuary than the native slipper shells which are restricted to the outer, more marine portions of the Central Bay. On both the Atlantic coast and in San Francisco Bay, *C. plana* is common on the inside of hermit crab-occupied snail shells.

Ilyanassa obsoleta (Say, 1822) [NASSARIIDAE]

EASTERN MUDSNAIL

SYNONYMS: *Nassarius obsoletus*

This mudsnail is native to the western Atlantic from the Gulf of St. Lawrence to Florida. It was introduced to the Pacific Coast with shipments of Atlantic oysters (it is reported from oyster beds on the Atlantic coast; Wells, 1961), and was first collected in San Francisco Bay in 1907 from beds of Atlantic oysters at Alameda. Carlton (1979a) suggests that it was probably introduced between 1901 and 1907, as its presence in the Bay was unlikely to have been missed for very long due to the intensive activities of shell collectors in the area beginning in the 1890s.

Ilyanassa has also established breeding populations in Willapa Bay, Washington and Boundary Bay, British Columbia, first reported in 1945 and 1952 respectively but possibly present for a considerable time earlier. It has also been reported from but apparently not established populations in five additional Pacific Coast sites, as discussed by Carlton (1979a, p. 404): Tomales Bay (1920s-1930s?), "Bolin Bay" (1920s or earlier), Humboldt Bay (1930), Birch Bay, British Columbia (1950s), and one specimen from Bodega Bay (1968).

Ilyanassa is today the dominant mudflat gastropod in San Francisco Bay (Nichols & Thompson, 1985b), and is also sometimes abundant in salt marshes and marsh sloughs and on pilings. Hopkins (1986) reported it mainly from the southern part of the South Bay and from San Pablo Bay, and we have also seen it abundant at Alameda. Although intensively studied in the Atlantic (with, for example, studies demonstrating significant effects on mudflat community structure and sediment composition (Grant, 1965; Sibert, 1968)), there has been relatively little work on the Pacific Coast. *Ilyanassa* is listed or mentioned in many faunal surveys and checklists and bird diet studies (e. g. Painter (1966) lists it an important food of diving ducks, but Williams (1929) and Moffitt (1941) found it to be a minor or negligible food for California clapper rail), and a few studies contain brief notes on its ecology (Carpelan, 1957; Filice, 1959a; Quayle, 1964a; Vassallo, 1969). Its distributional ecology

in Lake Merritt is the subject of an unpublished master's thesis (Gilmore, 1935). Grodhaus and Keh (1959) found it to harbor five species of trematode flatworms, including the schistosome *Austrobilharzia variglandis* which is responsible for "swimmers' itch." Race (1979, 1982) demonstrated competitive displacement and predation of the native hornsnail *Cerithidea californica*, as discussed in Chapter 6.

Littorina saxatilis (Olivi, 1792) [LITTORINIDAE]

ROUGH PERIWINKLE

This common north Atlantic snail was first collected in San Francisco Bay by J. Carlton in May of 1993 on the shore of the Emeryville Marina. This site is adjacent to a public boat ramp and dock, and *L. saxatilis* was likely introduced in the seaweed used to pack live marine baitworms shipped from Maine and discarded by anglers. We have repeatedly found live *L. saxatilis* in the seaweed (*Ascophyllum nodosum* and occasionally other fucoid seaweeds) packing baitworms shipped to Newport Bay and San Francisco Bay (Carlton, 1979a; Lau, 1995; ANC, pers. obs.). As many as over a million Maine baitworms are shipped to the Bay Area each year (Lau, 1995) packed in seaweed containing many millions of living invertebrates from many phyla, so that this may be a transport vector of some significance (also see Miller, 1969).

We have irregularly visited and collected a total of about 100 live *Littorina saxatilis* from the shore of the Emeryville Marina, where the snails were abundant intertidally in 1993 and 1994, and scarce in 1995, in the crevices of rocky debris along about 10 meters of shoreline. They have not been observed elsewhere in the Marina or the Bay. They produce "crawl away" larvae, and could spread as eggs or snails on rafting seaweed.

Melanoides tuberculata (Müller, 1774) [THIARIDAE]

RED-RIM MELANIA

SYNONYMS: *Thiara tuberculata*

Melanoides tuberculata is a freshwater snail native to the region from Africa to the East Indies. It was introduced to the United States through the aquarium trade and was first reported from California in 1972 from a drainage ditch in Riverside County (Taylor, 1981). The California Department of Water Resources has collected it from several sites in the Delta since December 1988, at densities of up to 754 snails/m² (DWR, 1995).

Urosalpinx cinerea (Say, 1822) [MURICIDAE]

ATLANTIC OYSTER DRILL

Urosalpinx cinerea is native to the northwestern Atlantic from the Gulf of St. Lawrence to Florida. It was introduced in shipments of Atlantic oysters to San Francisco Bay, where it was first collected from oyster beds at Belmont in 1890 (Stearns, 1894). It has been collected from many other bays in the northeastern Pacific, and is currently established in Boundary Bay, British Columbia (first record 1931), southern Puget Sound (1929), Willapa Bay (1948), Tomales Bay (1935) and Newport Bay (pre-1940s?) (Carlton, 1979a, p. 384). As *Urosalpinx*'s larvae are not pelagic, most of these sites represent either independent introductions from the Atlantic or intracoastal, human-aided transfers from other bays, including commercial shipments of oysters and other bivalves along the coast. Within San Francisco Bay, Hopkins (1986) reported *Urosalpinx* only from the South Bay.

Urosalpinx eats barnacles, mussels and bryozoans as well as oysters. Although in some studies the drill has apparently preferred barnacles or mussels to oysters (Haydock, 1964; Carlton, 1979a), its impacts on oysters, especially on oyster spat, can be substantial (Haydock, 1964).

Opisthobranchia

Boonea bisuturalis (Say, 1821) [PYRAMIDELLIDA]

TWO-GROOVE ODOSTOME

SYNONYMS: *Menestho bisuturalis*
Odostomia bisuturalis
Odostomia fetella

Boonea bisuturalis is native to the western Atlantic from the Gulf of St. Lawrence to Delaware, where it is an ectoparasite both of the Atlantic oyster *Crassostrea virginica* and of a number of bivalves and gastropods that were transported to San Francisco Bay with shipments of Atlantic oysters. It was reported in San Francisco Bay in 1977 associated with the Atlantic mudsnail *Ilyanassa obsoleta* and the native hornsail *Cerithidea californica* on the Fremont shore (Race, pers. comm.), and reported as common on a far South Bay mudflat (Nichols & Thompson, 1985b). *Odostomia fetella* reported from San Pablo Bay (Filice, 1959) and Suisun Bay (Markman, 1986) may also be this species. Carlton (1979a, p. 435) argues that *Boonea bisuturalis* was probably introduced with oyster shipments in the 19th or early 20th century, and remained unreported because of incomplete systematic work on the *Odostomia* complex in the northeastern Pacific. He predicts that early collections of *Boonea bisuturalis* and possibly other species of Atlantic odostomids will be found when unsorted, unidentified or misidentified material in museum collections is systematically worked up by specialists.

Although, based on its associations, *Boonea* was probably an introduction with oyster shipments that remained unrecognized for many years, it might possibly have been a later introduction in ballast water.

Catriona rickettsi Behrens, 1984 [TERGIPEDIDAE]SYNONYMS: *Trinchesia* sp. Behrens & Tuel, 1977

Catriona rickettsi was first collected in San Francisco Bay from Pete's Harbor, San Mateo County in 1974, where it is associated with and presumably feeds on the hydroid *Tubularia crocea* (Behrens & Tuel, 1977; Behrens, 1984), and was subsequently collected from La Jolla (Behrens, 1980). In 1995 it was collected on *Tubularia marina* on the ocean side of the Umpqua River jetty in Oregon (J. Goddard, pers. comm., 1995). The most likely means introduction is in ballast water or transported as eggs on ship fouling. Its origin is unknown.

Cuthona perca (Marcus, 1958) [TERGIPEDIDAE]

LAKE MERRITT CUTHONA

In California, *Cuthona perca* is known only from Lake Merritt, where it feeds on the introduced Japanese anemone *Haliplanella lineata* (Carlton, 1979a, p. 431, as *Trinchesia* sp.) It is reported from Brazil, Jamaica, Miami, Barbados, New Zealand and Hawaii (Behrens, 1991). The most likely mechanisms of transport are either in ballast water or as eggs on ship fouling.

Eubbranchus misakiensis Baba, 1960 [EUBRANCHIDAE]

MISAKI BALLON AEOLIS

Eubbranchus misakensis was described from Japan in 1960 and collected at the San Francisco Municipal Marina in 1962 (Behrens, 1971; Gosliner, 1985). It occurs on boat floats and docks and silty-clay bottoms throughout the Bay, where it is found with and apparently feeds on the hydroid *Obelia*. (Carlton, 1979a, p. 433; Behrens, 1971, 1991). It may have been introduced in ballast water or as eggs on ship fouling, or possibly with shipments of Japanese oysters and overlooked for a few decades.

Okenia plana Baba, 1960 [GONIODORIDIDAE]

FLAT OKENIA

Okenia was first reported from San Francisco Bay by Joan Steinberg in 1960 (the same year it was described from Japan), based on collections in the 1950s. It has also been reported from San Onofre, Orange County (Gosliner, 1995). It occurs on floats and pilings among fouling and with egg cases on a membraniporid bryozoan (tentatively identified as *Conopeum tenuissimum*), on rocks on mudflats, and subtidally in San Francisco Bay, where it has been reported from the South Bay (Palo Alto Yacht Harbor, Crown Beach in Alameda), Central Bay (Berkeley Pier and Yacht Harbor, San Francisco Yacht Harbor) and San Pablo Bay (Point Richmond and China Camp) (Carlton, 1979a, p. 425; ANC, pers. obs.). Carlton (1979a) suggests that it was probably introduced with shipping from Japan, either in ballast water or as eggs on fouling, perhaps related to increased trans-Pacific ship traffic during and after the Korean War. Alternatively it could have been introduced with shipments of Japanese oysters and overlooked for a couple of decades.

Philine auriformis Suter, 1909 [PHILINIDAE]

TORTELLINI SNAIL

Philine auriformis is native to New Zealand and possibly southern Australia, and was first identified from San Francisco Bay in July, 1993. It had been collected from the South Bay for about a year prior to its recognition as an introduced species (i.e. since about the summer of 1992) in trawls by the Marine Science Institute of Redwood City, USGS and CDFG (K. Grimmer, J. Thompson and K. Hieb, pers. comm.). By 1994 it was regularly collected in otter trawls and benthic samples from the Central Bay (P. Donald, pers. comm.; ANC, pers. obs.), and snails and egg masses (which successfully hatched in the laboratory) were collected from intertidal mudflats in Bodega Harbor, 120 km north of the entrance to San Francisco Bay, in April, 1994. As it is not known from fouling, *Philine* was probably introduced to California via ballast water (Gosliner, 1995).

All specimens were taken from fine, silty mud. Stomachs contained fragments of bivalve shells, *Nutricula* (= *Transennella*) *tantilla* and *N. confusa* in Bodega Harbor and possibly the introduced bivalve *Gemma gemma* in San Francisco Bay (Gosliner, 1995).

Sakuraeolis enosimensis (Baba, 1930) [FACELINIDAE]

WHITE-TENTACLED JAPANESE AEOLIS

SYNONYMS: *Coryphella* sp. Behrens, 1980

Sakuraeolis enosimensis is native to Japan and was first collected in San Francisco Bay in 1972. It is common and widespread in the southern portions of San Francisco Bay (Gosliner, 1995), where it feeds on the hydroid *Tubularia crocea*

growing on boat docks (Behrens, 1991). It could have been introduced in ballast water or as eggs on fouling.

Tenellia adspersa (Nordmann, 1845) [TERGIPEDIDAE]

MINIATURE AEOLIS

SYNONYMS: *Tenellia pallida* (Alder & Hancock, 1854)
Embletonia sp. Alder & Hancock, 1851

Tenellia adspersa is widespread in European and Mediterranean waters and recently reported from Chesapeake Bay and Brazil, with a single 2 mm specimen reported from Japan (Carlton, 1979a). It was first collected from the Pacific Coast of North America at Point Richmond in San Francisco Bay in 1953, and later from the Richmond and Berkeley Yacht Harbors, Lake Merritt, San Leandro Bay, Sausalito and South Beach Harbor, San Francisco (Carlton, 1979a, p. 428; Jaeckle, 1983; ANC, pers. obs.). It is now known from Coos Bay to Long Beach (Gosliner, 1995).

In Europe it is reported to range from waters of ocean salinity to "quite fresh water" and feeds voraciously on a variety of hydroids including the freshwater hydroid *Cordylophora caspia* (Roginskaya, 1970), which is introduced to and common in the Delta. In San Francisco Bay *Tenellia adspersa* apparently feeds on the introduced hydroids *Tubularia crocea* (Carlton, 1979a; Behrens, 1991) and *Obelia dichotoma* (Jaeckle, 1983). Carlton (1979b) suggested that it was probably introduced from Europe by shipping, either in ballast water or as eggs on fouling.

Pulmonata

Ovatella myosotis (Draparnaud, 1801) [MELAMPIDAE]

SYNONYMS: *Alexia setifer* Cooper, 1872
Alexia setifer var. *tenuis* Cooper, 1872
Phytia myosotis

Ovatella myosotis occurs on both coasts of the north Atlantic, but may have been introduced to the western Atlantic in the late 18th or early 19th century (Berman & Carlton, 1991). It was first collected from San Francisco Bay in 1871, probably introduced with Atlantic oysters, although possibly carried in wet ballast or wedged into holes or cracks in the wooden hulls of sailing vessels. Failure to find it earlier in San Francisco Bay despite intensive prior shell collecting in the area, plus the initiation of Atlantic oyster shipments with the completion of the transcontinental railway in 1869, suggests that *O. myosotis* was introduced not long before its discovery, probably in 1869-1871.

O. myosotis was collected in Humboldt Bay in 1876, in San Pedro Harbor in southern California in 1915, and in Washington state in 1927. It has now been

recorded from numerous Pacific coast bays and estuaries from Boundary Bay, British Columbia to Scammons Lagoon, Baja California (Carlton, 1979a, p. 414). Since *O. myosotis* lacks planktonic larvae, these additional sites resulted from transport either on coastal shipping or in replantings of oysters, or from separate introductions from the Atlantic.

O. myosotis is absent from Pacific coast Pleistocene deposits, but there is one anomalous report by Gifford (1916) of this snail in an aboriginal shellmound on the shore of San Francisco Bay. Carlton (1979a) doubts this is *Ovatella*, and Gifford's material has been lost.

O. myosotis is euryhaline and lives under boards and debris near the high-tide line of salt marshes and protected beaches in lagoons and bays. The snail has been studied in Europe but largely ignored in North America. On the Pacific coast it has been reported from the stomachs of willets (*Catoptrophorus semipalmatus*) (Stenzel et al., 1976). Carlton (1979a) noted that its co-occurrence in various Pacific coast sites with several species of native and introduced snails provided suitable systems for the study of competitive interactions between native and introduced species. Berman and Carlton (1991) found dietary overlap with the native snails *Assiminea californica* and *Littorina subrotundata* in Coos Bay, Oregon, but no evidence of competitive superiority by *O. myosotis*, and concluded that its establishment was not at the expense of the native snails.

MOLLUSCA: BIVALVIA

Arcuatula demissa (Dillwyn, 1817) [MYTILIDAE]

RIBBED MUSSEL, RIBBED HORSE MUSSEL

SYNONYMS: *Ischadium demissum*
Modiolus demissus
Geukensia demissa
Volsella demissus
Brachidontes demissus
Modiolus plicatulus Lamarck, 1819

Arcuatula demissa (more commonly known as *Ischadium demissum* on the Pacific coast and as *Geukensia demissa* on the Atlantic coast) is native to the northwest Atlantic, commonly found in salt marshes from the Gulf of St. Lawrence to North Carolina. Southward it is replaced by a subspecies, *Arcuatula demissa granossissimum*. It was first collected in the Pacific from south San Francisco Bay in 1894 (Stearns, 1899), probably introduced with Atlantic oysters (small *Arcuatula* are commonly found on oysters in the Atlantic; Wells, 1961; Maurer & Watling, 1973). It has since been collected from four other sites: Newport Bay (first collected in 1940), Alamitos Bay (1957) and Anaheim Bay (1972) (Reish, 1968, 1972; Carlton, 1979a, p. 440). Questionable or probably adventitious specimens from other Pacific coast bays are discussed by Carlton (1979a).

Arcuatula has become one of the most abundant bivalves in San Francisco Bay. De Groot (1927) reported that "countless millions of these small mussels cover the edges and sometimes the entire bottoms of the gutters and creeks of the west Bay marshes." Pestrone (1965) found in the Palo Alto area that they "effectively rip-rap channel banks when they form in large colonies, as is often the case." Carlton (1979a,b) found *Arcuatula* lining the base of concrete retaining walls at Lake Merritt, a brackish lagoon in Oakland. *Arcuatula* is common and often abundant in salt marshes from the South Bay to San Pablo Bay, where it frequently lies embedded with its posterior margin protruding above the mud.

This "endobysate" habit has resulted in a curious reported effect on the endangered California clapper rail (*Rallus longirostris obsoletus*). De Groot (1927) reported that the toes or probing beaks of rails are caught and clamped between the exposed, slightly gaping valves of the mussel. He reported that almost every rail examined over the preceding twenty years was missing one or more toes, presumably from this cause, that others had had their beaks clamped shut and died of starvation, and estimated that an average of one or two chicks per brood were caught by mussels and drowned by the incoming tide. More recent observers note that clapper rails in San Francisco Bay are frequently missing one or more toes (Moffitt, 1941; Josselyn, 1983; Takekawa, 1993), and Takekawa (1993) reported that a rail captured in the Palo Alto marshes with a mussel clamped onto its bill subsequently lost part of its bill. On the other hand, Moffitt (1941) found that *Arcuatula* formed 57 percent by volume of the total food in 18 clapper rail stomachs that he examined in 1939, and Recher (1966) and Anderson (1970) recorded *Arcuatula* from the stomachs of willet and dunlin in the South Bay.

Corbicula fluminea (Müller, 1774) [CORBICULIDAE]

ASIAN CLAM, ASIATIC CLAM

SYNONYMS: *Corbicula fluvialis* (Müller, 1774)

Corbicula manilensis (Philippi, 1841), *Corbicula leana* (Prima, 1864) and *Corbicula sinensis* as reported in North America, and many other names in Asia; see Prashad (1929), Morton (1979), Britton & Morton (1979), and Woodruff et al. (1993) for extensive synonymies

This freshwater clam is native to China, Korea and the Ussuri Basin in southeastern Siberia (Ingram, 1948), with closely related and possibly conspecific populations in Japan (Britton & Morton, 1979). The earliest North American record consists of three shells collected on the beach at Nanaimo, British Columbia in 1924, though no further specimens have been reported from Canada (Counts, 1981). *Corbicula* was next collected from the mouth of the Columbia River in 1938 (McMahon, 1982). It was reported from the Delta in 1945 (Hanna, 1966) and widespread there by 1948 (Ingram, 1948), and reached the Imperial Valley in southeastern California by 1952 (McMahon, 1982).

From southern California *Corbicula* spread eastward to Arizona by 1954 (Ingram, 1959), and to near El Paso in west Texas by 1964 (McMahon, 1982). Meanwhile, *Corbicula* was collected from the Ohio River near Paducah, Kentucky in 1957, which McMahon (1982) suggests initiated a second zone of dispersal in North America. By the end of the 1960s *Corbicula* had spread through the lower Mississippi and Ohio river valleys, into southeast Texas and Oklahoma, and along the Gulf coast from Louisiana to southern Florida, and by the mid-1970s had spread up the Mississippi Valley to northern Iowa and along the Atlantic coast from Florida to New Jersey. By the early 1980s, *Corbicula* was found in 35 of the United States and in northern Mexico (McMahon, 1982). *Corbicula* was reported from South America, France and Portugal in 1981, and a specimen was collected from a stream in Oahu, Hawaii in 1992 (Araujo et al., 1993; Burch, 1994).

Although for many years the *Corbicula* in North America were described as belonging to at least three different species, in 1979 Britton & Morton argued that only one species is involved, the highly variable *Corbicula fluminea*, a view that has generally been accepted since. *Corbicula* from California, Texas, Arkansas, Tennessee and South Carolina showed no genetic variation between populations at 18 loci, 14 of which were polymorphic in some Asian *Corbicula* (Smith et al., 1979).

Since *Corbicula* are cultivated and sold as food in many Asian countries, many researchers have suggested that it was deliberately introduced to establish a food resource (e. g. Ingram, 1948; Hanna, 1966; Britton & Morton, 1979; McMahon, 1982), or possibly introduced through the aquarium trade (Ingram et al., 1964). Some researchers have suggested that it was introduced with Japanese oysters (Burch, 1944; Hill, 1951; Filice, 1959), but since *Corbicula* is mainly a freshwater organism, this seems unlikely.

Corbicula's spectacular spread within and between watersheds in North America may have resulted from transport for use as bait, food or aquarium pets, or in river gravels dredged for use as aggregate (Ingram et al., 1964), although McMahon (1982) argues that natural means of dispersal were paramount, including passive downstream transport of juveniles in currents, upstream transport in fish stomachs, and upstream or between-watershed transport on birds. *Corbicula* are fairly hardy, tolerating several months without food (Hanna, 1966) and 7-27 days out of water (McMahon, 1979). One specimen was mailed, dry, in an envelope from Pennsylvania to Washington state for identification and mailed back without ill effect (McBane, pers. comm., 1995).

The use of *Corbicula* in aquaculture or for wastewater clarification, in either commercial or experimental applications as on St. Croix, Virgin Islands (Haines, 1979), may serve to introduce the clam to new locations in the future.

Corbicula is today the most widespread and abundant freshwater clam in California, found throughout lower elevation waters, the dominant mollusk and the third most abundant benthic organism in the Delta, and one of the most commonly identified benthic organisms in fish stomachs (Gleason, 1984; Herbold & Moyle, 1989). Densities of 2,000 young clams/m² are common, and range up to 20,000/m². Spring flows carry young *Corbicula* down to Suisun Bay where they are sometimes collected as far west as Martinez, but high fall salinities appear to prevent

the establishment of large adult populations even in the western Delta (Hazel & Kelley, 1966; Evans et al., 1979; Markmann, 1986).

Populations of *Corbicula* with typical densities of 10,000 to 20,000 clams/m² (with a maximum of 131,200/m²) trapped sediment and formed extensive bars in the Central Valley Project's Delta-Mendota Canal, reducing delivery capacity and requiring expensive dewatering and the dredging of over 50,000 cubic yards of clam-bearing material. One bar was described as filling the bottom of the canal from 0.3-1.0 meter deep for 3 kilometers (Hanna, 1966; Eng, 1979). Ingram (1959) reported the clam as an economic pest of water delivery systems in California, infesting and impairing operation of underground pipes, turnout valves, laterals and agricultural sprinkler systems in the Coachella and Imperial valleys, and plugging the tubes of condenser-cooler units at the federal government's Tracy Pumping Plant in the Delta. *Corbicula* is frequently cited as a significant problem in fouling irrigation systems, municipal water systems, power plant steam condensers, emergency reactor cooling systems and service water systems elsewhere in the country (e. g. Ingram et al., 1964; Sinclair, 1964; Hanna, 1966; Goss & Cain, 1977; McMahon, 1977, 1982; Mattice, 1979; Goss et al., 1979; Parsons, 1980).

Corbicula is also reported to render river sand and gravel unfit for use as aggregate, and to outcompete native unionid and sphaeriid clams (McMahon, 1982). Blue catfish, *Ictalurus furcatus*, were introduced to some California waters in part to control *Corbicula*, but without success (Gleason, 1984).

Upper salinity tolerances for *Corbicula fluminea* have been reported at 14 ppt (Gainey, 1978), 13-17 ppt (Morton & Tong, 1985), and about 10 ppt without acclimation and 22-24 ppt with acclimation (Evans et al., 1979). Sparse populations of *Corbicula* have been observed in the San Francisco Estuary near Martinez at 17 ppt, and abundant populations in areas subjected to daily salinities of 10 to 12 ppt (Evans et al., 1979).

Corbicula fluminea are viviparous, releasing benthic pediveliger larvae or planktonic veligers that become benthic within 48 hours (Eng, 1979). There are typically two spawning periods per year, with one study reporting peak production of over 800 larvae/clam/day and an average of 1,140,820 larvae/m²/year. Biomass productivity rates were the highest ever recorded for a freshwater bivalve, and higher than most marine bivalves (Aldridge & McMahon, 1978).

In California there are modest market sales of *Corbicula* both for bait and for food (Gleason, 1984; commercial harvesting for food is allowed only in Lake Isabella in Kern County). It was noncommercially harvested from the Delta for food at least as early as 1946 (Hanna, 1966).

Gemma gemma (Totten, 1834) [VENERIDAE]

AMETHYST GEM CLAM

SYNONYMS: *Gemma purpurea* (Lea, 1842)

This small, viviparous clam, native to the northwestern Atlantic from Nova Scotia to Florida and Texas, was first reported from the Pacific coast as 42 specimens recovered from the crop of a duck bought in a San Francisco market in 1893. It was collected directly from the Bay in the late 1890s, from Bolinas Lagoon in 1918 and from three other nearby embayments—Bodega Harbor, Tomales Bay and Elkhorn Slough—in the 1960s and 1970s (Carlton, 1979a, p. 490).

Earlier observations of *Gemma gemma* in these embayments could have gone unremarked because of confusion with the small native venerid *Transennella tantilla*. The early records from San Francisco Bay noted above were originally identified as *Transennella*, and many later reports of *Gemma gemma* from various Pacific coast embayments and offshore sites were based on material that on re-examination turn out to be *Transennella* or one of two other native clams (Carlton, 1979a).

Gemma gemma was probably introduced with Atlantic oysters, which it commonly occurs on the Atlantic coast (Wells, 1961; Maurer & Watling, 1973). It is abundant on the intertidal mudflats from the far South Bay through San Pablo Bay where it is one of the most common benthic species, in places reaching midsummer densities of over 400,000 individuals/m² (Nichols & Thompson, 1985a, 1985b) and is occasionally found up through Suisun Bay (Hopkins, 1986). It has been found in the stomachs of ten species of shorebird in San Francisco Bay (Recher, 1966), of white sturgeon (McKechnie & Fenner, 1971), and possibly of the introduced nudibranch *Philine auriformis* (Gosliner, 1995), is reported as an important food of diving ducks (Painter, 1966), and is undoubtedly eaten by many other organisms. Oglesby (1965) suggested that *Gemma gemma* may be the first intermediate host of the trematode *Parvatrema borealis*. The trematode makes characteristic pits in the shell of *Gemma gemma*, and such pits have been found in shells from San Francisco Bay, Bolinas Lagoon and Tomales Bay (Carlton, 1979a).

Lyrodus pedicellatus (Quatrefages, 1849) [TEREDINIDAE]

BLACKTIP SHIPWORM

SYNONYMS: *Teredo diegensis* Bartsch, 1916 from San Diego
Teredo townsendi Bartsch, 1922 from San Francisco Bay
many other synonyms from other parts of the world (Turner, 1966)

Lyrodus pedicellatus is a warm-temperate and subtropical wood-boring shipworm that requires temperatures of 14 to 24°C and salinities of at least 29 ppt to breed (Eckelbarger & Reish, 1972). It has been reported from many parts of the world—the eastern and western Atlantic, the Indo-Pacific region, Australasia, South Africa, Japan and Hawaii—and its origin is unknown, having been early and widely distributed either by drifting wood or in the hulls of ships. It has repeatedly been "discovered" and described as a new species: 12 times in the Atlantic, and 21 times in the Pacific (Turner, 1966; Carlton, 1979a, p. 551).

A shipworm, apparently *Lyrodus*, was reported from Wilmington Harbor (now part of the Los Angeles-Long Beach Harbor system) in 1871 and following years, and *Lyrodus* was collected from San Diego Harbor by 1876. It was subsequently very abundant in these harbors (Miller, 1926). It was collected from San Bruno Slough in south San Francisco Bay in 1920, from Elkhorn Slough in 1935, and from several southern California bays and ports beginning in the 1940s (Carlton, 1979a).

Macoma petalum (Valenciennes, in Humboldt & Bonpland, 1821) [TELLINIDAE]

BALTIC CLAM

SYNONYMS: *Macoma balthica* of San Francisco Bay authors
Macoma inconspicua of San Francisco Bay authors

This *Macoma* species in San Francisco Bay has heretofore been known as *Macoma balthica*. In recent decades, *M. balthica* has generally been regarded as a single species with a circumboreal/arctic distribution, with records from central California north to Alaska and the Bering Sea, the Okhotsk and Japan seas, the Beaufort and Siberian seas, the Barents and White seas, northern Europe, the mid-Atlantic states north to western Greenland, Hudson Strait, Hudson Bay, and Bathurst Inlet in the Canadian Archipelago. However, the analysis of shell characteristics and growth rates (Beukema & Meehan, 1985) and allozymes (Meehan, 1985; Meehan et al., 1989) clearly indicates the existence of two species, one native to the northwestern Atlantic (here called *Macoma petalum*), the other native to the northeastern Atlantic and northern Pacific (*Macoma balthica*).

Based on recent studies, the small pink *Macoma* of San Francisco Bay, long thought to be native *Macoma balthica*, appears rather to be *M. petalum* introduced from the northwestern Atlantic. Tested at eleven loci, the allele frequencies of San Francisco Bay specimens closely resembled those of northwestern Atlantic *M. petalum* (Nei's (1978) unbiased genetic identity of 0.943), and differed sharply from those of *M. balthica* from Alsea Bay and Coos Bay, Oregon (genetic identity of 0.394-0.461) (Meehan et al., 1989). Genetic identities >0.9 are generally thought to occur among conspecific populations, of 0.5-0.8 among sibling species, and of <0.5 among non-sibling species (Meehan et al., 1989).

The early history of *Macoma balthica* and *petalum* in San Francisco Bay remains to be worked out. Shells identified as *M. balthica* have been recovered from 2,000-6,000 year old sediments under San Francisco Bay. It may be that *Macoma balthica* then died out in the Bay, as Meehan et al. (1989) argued based on the lack of records from later sediments and aboriginal shell middens in the region. Clams, apparently referable to *M. balthica* or *petalum*, were collected in the Bay by the United States Exploring Expedition in 1841 and by various parties in the 1860s (Carpenter, 1857, 1864; E. Coan, pers. comm., 1995). They were found to be common in all parts of the Bay in the *Albatross* survey of 1912-13 (Packard, 1918).

Clams collected prior to 1850 could represent *Macoma balthica* native to the Bay, if an aboriginal population persisted despite Meehan et al.'s arguments; or

could represent *M. balthica* from further north on the Pacific coast or *M. petalum* from the northwestern Atlantic introduced in solid ballast. Clams collected after 1850 could in addition represent *M. balthica* from northern bays introduced with transplants of the native oyster *Ostrea conchaphila* (= *lurida*). Clams collected after 1869 could in addition represent *M. petalum* introduced with shipments of the Atlantic oyster *Crassostrea virginica*. Morphologic (Beukma & Meehan, 1985) or genetic analysis of museum specimens might sort some of these possibilities out.

The current distributional pattern of *Macoma balthica* and *Macoma petalum* in the northwestern Pacific, particularly between San Francisco Bay and Coos Bay, also remains to be determined. South of San Francisco Bay, there are records of shells and possibly live specimens of "*Macoma balthica*" as far south as San Diego, but these appear to be sporadic occurrences, probably related to anthropogenic transport, rather than established populations.

Macoma petalum or *balthica* has been collected throughout San Francisco Bay upstream to Collinsville, especially in the shallows where densities have reached over 1,000 individuals/m² (Siegfried et al., 1980; Hopkins, 1986; Markmann, 1986), and has been a dominant benthic organism in South Bay and Suisun Bay shallows (Nichols & Thompson, 1985a). It can be an important food of fish, diving ducks and clapper rail (Williams, 1929; Painter, 1966), and formed 8 percent of the volume of food in 18 clapper rail stomachs (Moffitt, 1941). In San Francisco Bay *Macoma* feeds on both planktonic and benthic microalgae, and Thompson & Nichols (1988) found that the timing and rate of growth of intertidal populations was controlled by food supply and high mud-flat (air) temperatures, and independent of salinity over a 0-31 ppt range.

It was recently determined that *Macoma balthica* from both Vancouver Island and the Baltic Sea host the same three species of digenean flatworms (Pekkarinen & Ching, 1994). It would be of interest to determine whether *Macoma petalum* from San Francisco Bay and the northwestern Atlantic host the same or different parasites.

Musculista senhousia (Benson, 1842) [MYTILIDAE]

SYNONYMS: *Musculus senhousia*
Modiolus demissus of Filice (1959)

Native to Japan and China, this small mussel was introduced to Washington and central California with Japanese oysters (*Crassostrea gigas*), with which it has been found in incoming seed (Kincaid, 1949). It was collected in Samish Bay, Washington, on beds of Japanese oysters in 1924, and at Olympia in 1959. In central California it was collected from Tomales Bay in 1941, Bolinas Lagoon in 1944, San Francisco Bay in 1946, Elkhorn Slough in 1965 and Bodega Harbor in 1971. It was collected from Mission, San Diego and Newport bays in southern California, and Papilote Bay (near Ensenada) in Baja California in the 1960s and 1970s (Carlton, 1979a, p. 449), probably transported in ballast water or on ship or boat fouling. In the

1970s it appeared in New Zealand and Australia and in the 1980s in the Mediterranean.

In the western Pacific *Musculista* has been reported at densities of up to 28,650 juveniles/m² settled on eelgrass or 2,500-2,800 adults/m² just buried in the mud of the tidal flats, where the clams build nests about them of byssal thread, mucus and sediment. *Musculista* is used as food in China and as fish bait and as feed for cultivating shrimp and crab in Japan (Morton, 1974; Carlton, 1979a).

On the bottom of Lake Merritt, a shallow, brackish Lagoon on San Francisco Bay, *Musculista* occurs in dense byssal mats that can be pulled from the bottom in sheets, and as individuals among the fouling on pilings and floats. At Alameda individuals are found nesting in the sediment or attached to the base of eelgrass plants. *Musculista* has been collected at densities of up to 1,000-2,000 clams/m² from the South Bay to San Pablo Bay, where it has frequently been one of the most common benthic organisms, and occasionally collected upstream to Honker Bay (Nichols & Thompson, 1985a; Hopkins, 1986; Markmann, 1986). Crooks (1996) has investigated its ecology and biology in Mission Bay in southern California.

Mya arenaria Linnaeus, 1758 [MYIDAE]

SOFT-SHELL CLAM

SYNONYMS: *Mya hemphillii* Newcomb, 1874

Mya arenaria is native to the American Atlantic coast and from Alaska north of the Aleutian Peninsula, although its distribution north of British Columbia is not well known. It has been introduced into western and northern Europe. Although recorded from Miocene and Pliocene deposits on the Pacific coast, it has not been found in Pleistocene deposits or in aboriginal shell middens south of the Bering Sea, and had not been encountered by numerous collectors on the Pacific coast prior to 1874 (Stearns, 1881). In that year it was collected in San Francisco Bay (Newcomb, 1874), almost certainly transported there in the transcontinental shipments of Atlantic oysters that began in 1869.

This large, edible clam was soon transplanted to other Pacific Coast sites (e. g. Coos Bay, Oregon by 1880, Santa Cruz, California by 1881, Willapa Bay and Puget Sound in Washington by 1884 and 1888-89; also note Stearns' (1881) exhortation that "it would be a wise, public spirited act if the captains of our coasting vessels would take the trouble and incur the slight expense attending the planting of this clam at such points as their vessels touch at in the ordinary course of business"), and may have been distributed to others with transplantings of oysters from these sites or with fresh introductions of oysters from the Atlantic. It is less likely, though possible, that *Mya arenaria*'s appearance in some locations resulted from deliberate introductions from the Atlantic (which Rathbun (1892), Heath (1916) and Coe (1956) claim was attempted or occurred), or from the transport of small clams in ship fouling. Although some workers have suggested that some or all of *Mya arenaria*'s northward movement was due to natural dispersal (e. g. Quayle, 1960), Carlton

(1979a) concludes that "there is little hard data that *Mya* has ever spread naturally anywhere along the Pacific coast." *Mya arenaria* does not appear to have become established south of Monterey, despite a planting of about 2,000 clams in Morro Bay in 1915 and occasional, probably erroneous reports of *Mya arenaria* from southern California (reviewed in Carlton, 1979a).

By the 1880s *Mya arenaria* was reported as the most common clam sold in San Francisco Bay area markets (Stearns, 1881). But the commercial harvest declined from 500-900 tons per year in 1889-1899, to generally above 100 tons per year in 1916-1926, to nothing after 1948, possibly due to overharvesting, habitat loss, pollution or a decline in the market due to an increasing harvest of *Venerupis phillipinarum* (Skinner, 1962; Herbold et al., 1992). Today, noncommercial harvest of *Mya* continues for food and bait (Sutton, 1981; Herbold et al., 1992). It has been collected throughout the Bay as far upstream as Collinsville and Sherman Lake, frequently at densities over 100 and sometimes over 1,000 clams/m², and has been one of the dominant benthic organisms in the shallows of the South Bay and Suisun Bay (Nichols & Thompson, 1985a; Hopkins, 1986; Markmann, 1986).

Several workers reported that *Mya arenaria* replaced populations of the native clam *Macoma nasuta* in San Francisco Bay, at least in regularly harvested clam beds (e. g. Fisher, 1916). Clam beds encompassing from a few to hundreds of acres were established from the South Bay to the Napa River and Martinez, some of them public and some privately owned, with some fenced to keep out bat rays and flounder (Bonnot, 1932). Predators of *Mya arenaria* on the Pacific coast include rays, sharks, flounder, ducks and shorebirds. Five species of native pinnotherid crabs are recorded as living in *Mya arenaria*'s mantle cavity (references in Carlton, 1979a).

Mytilus galloprovincialis Lamarck 1819 [MYTILIDAE]

MEDITERRANEAN MUSSEL

SYNONYMS: the taxonomy of the *Mytilus "edulis"* complex is reviewed by Koehn (1991) and Seed (1992)

The cosmopolitan *Mytilus "edulis"* species complex was variously grouped into one or several species by different authors until electrophoretic evidence published in the late 1980s and 1990s led to the general recognition of three species: *M. edulis* from northern Europe and eastern North America; *M. galloprovincialis* from the Mediterranean Sea, various sites on the Atlantic coast of Europe, South Africa, California, Japan, Hong Kong and eastern China, Australia, Tasmania and New Zealand; and *M. trossulus* from the northwestern Pacific, Siberia, eastern Canada and the Baltic Sea (McDonald et al., 1991; Koehn, 1991; Seed, 1992), although frequent hybridization between these forms may raise doubts about their specific status (Seed, 1992). Mussels from Chile, Argentina, and the Falkland and Kerguelen islands contain alleles characteristic of all three genotypes but have been tentatively assigned to *M. edulis* (McDonald et al., 1991).

The two species present in the northwest Pacific have been differentiated on the basis of morphometric analysis (Sarver & Foltz, 1993; mussels from San Francisco Bay collected in 1990), starched gel electrophoresis at 8-15 allozyme loci (McDonald & Koehn, 1988, using mussels collected in 1985-87; Sarver & Foltz, 1993), and the sequencing of mitochondrial 16S ribosomal DNA (Geller et al., 1993, 1994). All methods agree in finding predominantly or purely *M. trossulus* type from Eureka, California north to Alaska; a hybridization zone including Westport, Tomales Bay, San Francisco Bay and Monterey Bay where sites contained various mixtures of *M. trossulus*, *M. galloprovincialis* and their hybrids; and high proportions of *M. galloprovincialis* at sites south of Monterey to San Diego.

However, these methods differed in their conclusions about how dominant *M. galloprovincialis* is south of Monterey, with allozyme analyses showing almost pure *M. galloprovincialis* genotype and DNA analysis showing a roughly equal mix of *M. galloprovincialis*-*M. trossulus* genotypes. Geller et al. (1994) suggest that this could result from the introgression of the *M. trossulus* mitochondrial genome into individuals with *M. galloprovincialis* nucleic genome. Since mitochondrial DNA is mainly transmitted maternally in *Mytilus* species, such introgression could be produced by repeated crossings with *M. galloprovincialis* males with a female *M. trossulus* and her female descendants.

The pattern of occurrence of these species suggests that *M. trossulus* is a cold-temperate species native to the northern Pacific, and that *M. galloprovincialis* is a warm-temperate species native to the Mediterranean and introduced to California, Japan, China and South Africa (Koehn, 1991; Seed, 1992), as well as Australia, Tasmania and New Zealand. DNA analysis of museum specimens indicates that *M. galloprovincialis* arrived in southern California between 1900 and 1947, probably as ship fouling or as larvae in ballast water, displacing *M. trossulus* (J. Geller in Culotta, 1995). DNA analysis also shows that viable *M. galloprovincialis* larvae are continually discharged in large numbers into Coos Bay, Oregon in the ballast water from Japanese ships, though no adult *M. galloprovincialis* or hybrids were found in the bay (Geller et al., 1994).

In San Francisco Bay, bay mussels are found mainly from the northern South Bay to southern San Pablo Bay, and occasionally as far upstream as Martinez (Hopkins, 1986). Distribution of *M. trossulus* and *M. galloprovincialis* at four sites as indicated by allozyme frequencies show a heterogeneous mix of species and hybrids that follows no obvious environmental cline, with *M. trossulus* strongly dominating at both the most upstream and most seaward site, and *M. galloprovincialis* less strongly dominating at sites between (Sarver & Foltz, 1993).

On the Pacific coast these two difficult-to-distinguish species have long been considered one species and have been frequently used for the biomonitoring of pollutants in the California Mussel Watch program and other studies. Recent indications that separate species in the *Mytilus* "*edulis*" complex exhibit different growth rates and different concentrations of various elements when grown in the same habitat (Lobel et al., 1990) suggest that conclusions about the relative contamination of various sites based on comparative bioassays of bay mussel specimens incorrectly assumed to belong to a single species may be invalid. Other studies have found different species within the complex to have different levels of

infection by parasites, spawning periods, fecundity and strength of byssal attachment (Seed, 1992).

Petricolaria pholadiformis (Lamarck, 1818) [PETRICOLIDAE]

FALSE ANGELWING

SYNONYMS: *Petricola pholadiformis*

The false angelwing is native to the northwestern Atlantic, ranging from the Gulf of St. Lawrence to the Gulf of Mexico and possibly to Uruguay, and has been introduced to Europe (Carlton, 1979a, p. 515). It was collected in south San Francisco Bay in or before 1927 (Grant & Gale, 1931), from Willapa Bay in 1943 (Kincaid, 1947) and from Newport Bay in 1972. Reports of *P. pholadiformis* from "near Monterey" and from Scammons Lagoon, Baja California are probably erroneous (Carlton, 1979a). It is a borer into clay, peat, mud, sand and other soft sediments, and has been recorded from oyster beds on the Atlantic coast (Wells, 1961). Though it was most likely introduced to the Pacific in shipments of Atlantic oysters, it is puzzling that it was reported from the Pacific relatively late. It is a striking shell that would not likely have been overlooked by collectors. It is possibly an early ballast water introduction.

In Willapa Bay a spionid polychaete, a *Corophium* amphipod and a nereid polychaete are often associated with *P. pholadiformis*. In San Francisco Bay, Bush (1937) reported that about 90 percent of these clams collected from sandy beaches near the Oakland Airport host the ciliate *Ancistrumina kofoidi*. This protozoan is known only from *P. pholadiformis* from San Francisco Bay, and is presumed to be native to the Atlantic and introduced along with the clam.

Potamocorbula amurensis (Schrenck, 1867) [CORBULIDAE]

AMUR RIVER CORBULA, ASIAN CLAM

In October 1986, a college biology class dredged three small and unfamiliar clams from the bottom of Suisun Bay. These were subsequently identified as *Potamocorbula amurensis*, a native of estuaries from southern China (22° N latitude) to southern Siberia (53° N) and Japan, which was likely transported to California as larvae in ballast water. By the summer of 1987 *Potamocorbula* had become the most abundant benthic organism in the northern part of the Bay, carpeting the bottom at densities of over 16,000 juvenile clams (mean shell length of 1.7 mm) per square meter (Carlton et al., 1990; Nichols et al., 1990). It seems likely that *Potamocorbula* arrived in the Bay very shortly before its discovery, because it was not collected earlier despite regular benthic sampling, and because all specimens collected through March 1987 were less than 11 mm long, and therefore probably less than a year old (Carlton et al., 1990).

An intensive benthic survey of the northern Bay in 1990 found *Potamocorbula* very common from San Pablo Bay through Suisun Bay, and most abundant in the Suisun Marsh region with mean concentrations of up to 19,200 clams/m² and a median size of 2-3 mm. Median size was 10-11 mm in San Pablo Bay, and 5-6 mm and 8-9 mm in the shoals and channel of Suisun Bay (Hymanson, 1991). *Potamocorbula* is now abundant in parts of the South and Central Bay, and has occasionally been collected in the western Delta as far upstream as Rio Vista, over a range of salinities from 33 ppt to less than 1 ppt. At these sites it would be exposed to temperatures ranging from 8° C on subtidal bottoms in the winter to 23° C on intertidal flats in the summer, within the temperature range of 0-28° C suggested by its latitudinal range in Asia. It lives both subtidally and intertidally on all soft-bottom substrates, where it typically sits with one-third to one-half of its length exposed above the sediment surface (Carlton et al., 1990).

Prior to 1986, the benthic species composition and abundance in the northern Bay changed markedly from year to year, with freshwater species declining during dry periods and more numerous, higher-salinity species—dominated by the clam *Mya arenaria*, the amphipods *Corophium acherusicum* and *Ampelisca abdita*, and the polychaete *Streblospio benedicti*, all introduced organisms—invading the area (Nichols, 1985). *Potamocorbula*'s arrival in the Bay followed a major flood in the spring of 1986, and its increase and spread coincided with a multi-year dry period that began in mid-1986. The 1986 flood left the benthic community nearly depauperate in the Suisun Bay area, probably facilitating *Potamocorbula*'s establishment. This community failed to return during the subsequent dry period, presumably due to *Potamocorbula*'s presence. The mechanisms by which *Potamocorbula* excluded these organisms are not known, but could include the depletion of food resources (see below) or feeding by *Potamocorbula* on the larvae of these organisms (Nichols et al., 1990). *Potamocorbula* has maintained substantial populations in the northern Bay even after the end of the drought and the return of normal flows (J. Thompson, pers. comm., 1994), and thus appears to have permanently changed benthic community dynamics in this part of the Bay (Nichols et al., 1990).

Examination of feces from specimens collected in the Bay show *Potamocorbula* ingesting both planktonic (*Coscinodiscus* spp. and *Skeletonema costatum*) and benthic (*Navicula* spp.) diatoms (Carlton et al., 1990). Werner & Hollibaugh (1993) found that *Potamocorbula* filters bacterioplankton as well as phytoplankton, though at lower efficiency, and assimilates both with high efficiency. They calculate that at present densities in the northern Bay (>2,000 clams/m²) *Potamocorbula* could filter the entire water column over the channels more than once per day and over the shallows almost 13 times per day, a rate of filtration which exceeds the phytoplankton's specific growth rate and approaches or exceeds the bacterioplankton's specific growth rate. Thus *Potamocorbula* may permanently reduce the phytoplankton standing stock in the northern reach of the Bay. Alpine & Cloern (1992) described the pre-*Potamocorbula* regime as one in which phytoplankton biomass and production were regulated by river-driven transport when benthic grazers were few, but limited by grazing pressure when grazers were

abundant. With *Potamocorbula* in the Bay, grazing pressure may be permanently high, and phytoplankton biomass and productivity permanently low.

In laboratory experiments Kimmerer (1991) found that *Potamocorbula* readily consumed nauplii of the copepod *Eurytemora affinis*, but not the introduced copepod *Pseudodiaptomus* sp. Kimmerer et al. (1994) argued that an observed decline in the abundance of three dominant copepod taxa—*E. affinis*, *Sinocalanus doerrii*, and *Acartia* spp.—that coincided with the spread of *Potamocorbula* in the northern reach of the Bay resulted from direct predation on copepods by *Potamocorbula* rather than from food limitation due to the decline in phytoplankton.

Further trophic changes may be expected to result from the reduction in zooplankton and the build-up of *Potamocorbula*, including declines in the organisms that feed on zooplankton, and increases in organisms capable of feeding on *Potamocorbula* (Carlton et al., 1990). *Potamocorbula* has been found in the stomachs of diving ducks and sturgeon in the Bay (Nichols et al., 1990), and in aquaria is readily consumed by the introduced green crab *Carcinus maenas* (Cohen et al., 1995).

Investigating allele frequencies at eight loci, Duda (1994) found high genetic diversity in the San Francisco Bay population (polymorphic at 75 percent of sites with a mean direct-count heterozygosity of 0.295), with little genetic differentiation between sites within the Bay.

Teredo navalis Linnaeus, 1758 [TEREDINIDAE]

NAVAL SHIPWORM

SYNONYMS: *Teredo beachi* Bartsch, 1921

Teredo diegensis (in part)

Teredo japonica Clessin, 1893

other synonyms are reviewed by Turner (1966), and the history of taxonomic debate regarding San Francisco Bay shipworms is reviewed by Carlton (1979a, pp. 558-560)

The earliest northwest Pacific record of this globally-distributed, temperate-water shipworm is from San Francisco Bay in 1913, and it has also established populations in Willapa Bay, Washington (first reported in 1957), in Pendrell Sound, British Columbia (1963), and possibly in Los Angeles Harbor (1927) and other southern California bays (Barrows, 1917; Kofoed & Miller, 1927; Reish, 1972; Carlton, 1979a, p. 556). It undoubtedly arrived in the hulls of ships.

When Commodore John Sloat arrived on the Pacific coast in 1852 in search of a suitable location for the Navy Department's western shipyard, his orders directed him to pick a site that was "safe from attack by wind, wave, enemies, and marine worms" (Lott, 1954). He chose the eastern shore of Mare Island in the northern, upstream reach of San Francisco Bay, where low salinities kept the region free of marine wood-boring organisms and where marine facilities such as wharves and

ferry slips could consequently be built on untreated wooden pilings. It was in such wooden structures at Mare Island that *Teredo navalis*, which readily tolerated much fresher water than did the existing marine borers in the Bay (thriving down to 9 ppt and surviving indefinitely down to 5 ppt; Miller, 1926), was first noticed in 1913. By 1919-1920, possibly aided by a dry spell that brought higher than average salinities, *Teredo navalis* was found from the South Bay to Suisun Bay and had grown so abundant as to destroy virtually all the wooden structures in the northern part of the Bay, with damage estimated at over half a billion dollars in current dollars (McNeily, 1927; this paper, Chapter 6).

This destruction led to the formation of the San Francisco Bay Marine Piling Committee which produced a series of reports (annual reports in 1921, 1922 and 1923, and the Final Report in 1927) covering the activities and management of a variety of marine wood-borers in San Francisco Bay and elsewhere in the Pacific. The participants in the Committee's investigations later published several additional papers on the biology and morphology of *Teredo navalis* (references in Carlton, 1979a).

The evidence that *Teredo navalis* is not native to San Francisco Bay is reviewed by Barrows (1917, p. 29), Kofoed (1921, pp. 43-44), Kofoed & Miller (1922, pp. 81-82; 1927, pp. 206-207, 246-247) and Carlton (1979a, pp. 560-563). This evidence includes the absence of any known damage from marine borers in the northern part of the Bay prior to 1913, the lack of any prior record of *Teredo navalis* on the Pacific coast despite extensive collecting by nineteenth century conchologists, and the failure to find *Teredo navalis* in an investigation of shipworms conducted for the United States Forest Service in 1910-1911.

Although the specific source of the shipworms introduced to San Francisco Bay is unknown, Carlton (1979a) suggests that *Teredo navalis* is native to the Atlantic. A shipworm, probably *Teredo navalis* but possibly *Nototeredo norvegica* (Turner, 1966), was known from Europe since at least the start of the 17th century and was apparently mentioned by Pliny, Cicero, Theophrastus and others in ancient times (Moll, 1914). *Teredo navalis* was reported from Europe in 1731 by a Dutch commission describing a "horrible plague" of shipworms threatening to destroy the dikes that protected the lowlands of Holland, and by Sellius in 1733. *Teredo navalis* was also present in Japan at least since the 1890s, though it appears to have been absent from Australia at that time (Carlton, 1979a).

Although there has been little notice taken of shipworms in San Francisco Bay in recent years, New York City has apparently experience a resurgence of shipworm activity reportedly resulting from a cleaner harbor (or, less likely, from shipworms developing a tolerance to creosote). When city officials visited the Brooklyn Army Terminal in the spring of 1993 to inspect shipworm damage they found that one of the piers had collapsed the previous night. The city spent \$100 million to protect its piers against woodborer damage (Gruson, 1993).

Theora fragilis A. Adams, 1855 [SEMELIDAE]

ASIAN SEMELE

SYNONYMS: *Theora lubrica* Gould, 1861

Theora fragilis is a small, mud-dwelling clam native to Japan, China, the Indo-West Pacific and New Zealand. It first appeared in the northeastern Pacific in southern California, where it was collected from Anaheim Bay in 1968-69, from Newport Bay in 1971-73, and in large numbers from Los Angeles Harbor in 1973 (Seapy, 1974, Carlton, 1979a, p. 517). It was probably introduced in ballast water, possibly from ships returning from Southeast Asia during the Vietnam War. *Theora fragilis* larvae have been collected from the ballast water of Japanese cargo ships arriving at Coos Bay, Oregon and reared to juvenile stages (Carlton et al., 1990, p. 85).

Theora was first collected in San Francisco Bay in 1982 at Islais Creek, San Francisco (Carlton et al., 1990). It occurs in small numbers through much of the Bay, the California Department of Water Resources has collected it at Point Pinole at densities of up to 127/m² since sampling began in 1991 (DWR, 1995), and it was one of the most common benthic organisms collected at the Alameda Naval Air Station in 1993 (G. Gillingham, pers, comm.). It is absent from Suisun Bay according to U. S. Geological Survey sampling records (Carlton et al., 1990).

Venerupis philippinarum (Adams & Reeve, 1850) [VENERIDAE]

JAPANESE LITTLENECK CLAM, MANILA CLAM

SYNONYMS: *Tapes japonica* (Deshayes, 1853)
Tapes semidecussata Reeve, 1864
Tapes philippinarum
Ruditapes philippinarum
Paphia bifurcata Quayle, 1938

Venerupis philippinarum, known until recently as *Tapes japonica*, is an Asian clam that was introduced with shipments of Japanese oysters to the northeastern Pacific, where it has become established in numerous bays from British Columbia to central California and is the numerically dominant clam in many of them. It was first noticed in planted oyster beds in Samish Bay, Washington in 1924 (Kincaid, 1947), and in a shipment of Japanese oysters arriving at Elkhorn Slough in 1930 (Bonnot, 1935b). However, the first record of an established population on the North American coast is from Ladysmith Harbor on the eastern shore of Vancouver Island, British Columbia in 1936 (Quayle, 1938). Northward spread from that site, and later northward spread from Barkley Sound on the west side of Vancouver Island to *Venerupis*' northernmost record in Hecate Strait, appear to have been due to the transport of larvae by currents, but the clam's spread southward to California is probably due in large part to new introductions in oyster shipments from Japan, to the transplanting of oysters along the coast, and to intentional transplants (some probably not recorded) of *Venerupis*.

Venerupis was found in Puget Sound in 1943, in Willapa Bay and San Francisco Bay in 1946, in Bodega Harbor and Elkhorn Slough in 1949, in Tomales Bay in 1955, in Humboldt Bay and Grays Harbor in 1964, and in Bolinas Lagoon in 1966. It had entered the commercial market by 1941, which encouraged laboratory aquaculture efforts and reseeding and replanting programs in the Pacific northwest, some of which continue. Efforts were made to establish *Venerupis* in Morro Bay, Newport Harbor and the Salton Sea in 1953, in the Queen Charlotte Islands in 1962, and in Yaquina and Tillamook bays in 1965, all of which failed. However, it was successfully established in Netarts Bay, Oregon in the 1970s (Carlton, 1979a, p. 502).

In San Francisco Bay, *Venerupis* is commonly found at concentrations up to 2,000 clams/m² from the South Bay through San Pablo Bay, where it is one of the most common benthic organisms, and has on occasion been found as far upstream as Chipps Island (Nichols & Thompson, 1985a; Hopkins, 1986). In the Bay it is collected noncommercially both for food and bait (Sutton, 1981; ANC, pers. obs.).

In San Francisco Bay and elsewhere, *Venerupis* co-occurs with various native clams, including the similar native littleneck clam *Protothaca staminea*. Although a few authors have stated that *Venerupis* displaces the native littleneck, others have seen little evidence of competition between them, with *Venerupis* living higher in the intertidal zone or closer to the surface than *Protothaca* (see Carlton, 1979a). However, the question has not been effectively studied.

A variety of organisms feed on *Venerupis* on the Pacific coast, including the moon snail *Polinices lewisii*, sturgeon, willet, gulls, ducks and raccoons (Glude, 1964; Painter, 1966; McKechnie & Fenner, 1971; Stenzel et al., 1976; Carlton, 1979a), and undoubtedly many others.

ARTHROPODA: CRUSTACEA

Ostracoda

Eusarsiella zostericola (Cushman, 1906)

SYNONYMS: *Sarsiella zostericola*
Sarsiella tricostata Jones, 1958

This western Atlantic ostracod occurs from Maine to Florida and in the Gulf of Mexico. It is known on the Pacific coast only from San Francisco Bay, where it was first collected in 1953 at Point Richmond (Carlton, 1979a, p. 573). It is widely distributed in the Bay on soft substrates in shallow water. It has also been introduced to England, where it occurs only in regions where Atlantic oysters were planted. Though not recorded from San Francisco Bay until the 1950s, this minute, benthic crustacean could have been long present but gone unnoticed or unrecognized, and thus may have been introduced with Atlantic oyster shipments. Since ostracods (other than holoplanktonic ostracods) have rarely been collected from ballast water samples (e. g. Carlton & Geller, 1993), ballast water seems a less likely transport mechanism.

Copepoda

Acartiella sinensis

This copepod, native to the subtropical to tropical waters of the China coast, was collected in Suisun Bay in 1993, 1994 and 1995. It is found in the vicinity of the entrapment zone and does not extend upstream as far as the eastern Delta (Orsi, 1994, 1995; J. Orsi, pers. comm., 1995). It was probably introduced in ballast water.

Limnoithona sinensis (Burkhardt, 1912)

SYNONYMS: *Oithona sinensis*

This copepod has been collected from the brackish and fresh waters of the Yangtze River (Changjiang) inland to at least 300 km and from nearby lakes and canals in 1898, in 1906 and prior to 1962. It was collected from the San Francisco Estuary for first time in 1979, by CDFG from the San Joaquin River near Stockton (Ferrari & Orsi, 1984). Herbold & Moyle (1989) suggest that a decline in zooplankton abundance in the Delta prior to 1979 may have facilitated *L. sinensis*' establishment. It has been collected throughout the Delta (where it is more abundant in the San-Joaquin than in the Sacramento River) and downstream to Suisun Bay, though apparently restricted to waters of less than 1.2 ppt (Herbold & Moyle, 1989). It has been most abundant in Oct./Nov. and scarcest in Mar./Apr., with a maximum recorded abundance of 71,176 individuals/m² in Aug., 1981 near Stockton (Ferrari & Orsi, 1984). In 1993-94 it was replaced over its entire range by *Limnoithona tetraspina* (J. Orsi, pers. comm., 1995).

The lack of any record of this copepod in the eastern Pacific prior to 1979, and early records of it from the Yangtze River area, suggest that *L. sinensis* is a recent introduction to the San Francisco Estuary (Ferrari & Orsi, 1984). It was most likely transported across the Pacific in ballast water (oithonid copepods have been found to survive transport in ballast tanks; Carlton, 1985, p. 346).

Limnoithona tetraspina

This copepod, native to the Yangtze River, was first found in the Estuary in 1993 at Chipps Island in Suisun Bay and at Collinsville and Hood on the Sacramento River. By 1994 it had replaced *Limnoithona sinensis* and, reaching densities greater than 40,000/m³, had become the most abundant copepod ever seen in the Estuary (Orsi, 1995; J. Orsi, pers. comm., 1995). It was probably introduced in ballast water.

Mytilicola orientalis Mori, 1935

PARASITIC COPEPOD

SYNONYMS: *Mytilicola ostreae* Wilson, 1938

This small red copepod lives in the intestine or rectum, or rarely in the digestive diverticulae, of oysters and other mollusks. It is native to the western Pacific and was introduced to the northeastern Pacific with shipments of the Japanese oyster *Crassostrea gigas*. It was first collected from Willapa Bay, Washington in 1938, and subsequently from many bays and estuaries from Vancouver Island, British Columbia to Morro Bay, California, including San Francisco Bay in 1974 (where it was discovered in three out of 30 native oysters *Ostrea conchaphila* from the Berkeley Marina; Bradley & Siebert, 1978; Carlton, 1979a, p. 577). These various sites could have received *Mytilicola* directly with shipments of oysters from Japan, with oysters transplanted from other eastern Pacific bays, or with mussels fouling coastal ships.

On the Pacific coast *Mytilicola* has been found in (in addition to Japanese oysters) the introduced slipper shell *Crepidula fornicata* (one record from Puget Sound), and several native bivalves, including the oyster *Ostrea conchaphila*, the mussel *Mytilus californianus*, and the clams *Protothaca staminea* (one record from Puget Sound), *Saxidomus giganteus* and *Clinocardium nuttallii* (one record each from British Columbia). It has also been found in the native mussel *Mytilus trossulus* (northern records reported as *M. edulis*) and possibly the introduced mussel *M. galloprovincialis* or in hybrids (San Francisco Bay record reported as *M. edulis*; see Sarver & Folz, 1993) (Carlton, 1979a).

Carlton (1979a) notes that the data for sites and for hosts may be selective as "all bays that have been searched, and most if not all mollusks that have been examined, have been found to have *Mytilicola*." He also notes that due to the copepod's endoparasitic habit and a lack of exploration and early collecting, *Mytilicola* could have been in these bays long before it was first observed.

Katansky et al. (1967) and Bradley & Siebert (1978) summarize the biological research on *Mytilicola* in the eastern Pacific.

Oithona davisae Ferrari & Orsi, 1984

This copepod was first collected in eastern Suisun Bay in 1979, and described by Ferrari & Orsi (1984). It has been collected from the South Bay to San Pablo Bay, and upstream to Chipps Island in waters of 12 ppt. Copepods that were collected from San Pablo Bay in the winter, spring and fall of 1963 and identified as *Oithona* sp. may also have been *Oithona davisae* (Ferrari & Orsi, 1984).

Ambler et al. (1985) found *Oithona davisae* to be one of the most common copepods in the Bay in 1980. In June to December of that year, at sites from the South Bay to Carquinez Strait it was found in 25-48 percent of the samples collected, and

reached peak abundances of 22,000-44,000 individuals/m² in the South Bay in October and November.

Ferrari & Orsi (1984) argued that the lack of any record of this copepod in the Bay prior to 1979, and the fact that some distinctive morphological characters are shared exclusively with Indo-West Pacific oithonid copepods, suggests that *Oithona davisae* was a recent introduction to the San Francisco Estuary from the western Pacific. It was subsequently found in Japanese waters, where it is frequently abundant in eutrophic embayments (Uye & Sano, 1995), and considered to be of Asian origin (Fleminger & Kramer, 1988). It has also been reported from southern Chile (Carlton, 1987). *Oithona* species have been found to survive transport in ballast tanks (Carlton, 1985, p. 346), and this one was most likely transported across the Pacific in ballast water.

Pseudodiaptomus forbesi (Poppe & Richard, 1890)

Pseudodiaptomus forbesi is native to the fresh and brackish waters of the Yangtze River (Changjiang), China, usually restricted to waters of less than 8 ppt. It was first collected outside of China in 1987 in fresh water in the eastern and southern Delta. By the following year it was found throughout the Delta and downstream into Suisun Bay up to a salinity of 16 ppt, in which areas it was the most abundant calanoid copepod in the fall of 1988 and in 1989. The maximum abundance recorded was 22,408 individuals/m² in fresh water in the San Joaquin River near Stockton in early June, 1988 (Orsi, 1989; Orsi & Walter, 1991).

Various hypotheses have been proposed to explain the recent dramatic shifts in the absolute and relative abundance of *Pseudodiaptomus forbesi* and other copepods in the northern reach of the Estuary, including competition between native and introduced copepods, differential predation by introduced fish and clams on different copepods, and predation by copepods on other copepods. Herbold et al. (1992), implying competition as the relevant mechanism; reported that the "invasions of the western Delta and Suisun Bay by *Sinocalanus doerrii* in 1978 and by *Pseudodiaptomus forbesi* in 1987 were followed by declines in abundance of *Eurytemora affinis* and the almost complete elimination of *Diaptomus* spp." On the other hand, Kimmerer (1991) reported that the cryptogenic copepod *Eurytemora affinis* was not food-limited in the Estuary so that competition with recently introduced copepods could not account for its decline.

Orsi (1989) noted that striped bass appeared to be more effective predators on *Eurytemora* than on *P. forbesi*, and Meng & Orsi (1991) found that striped bass larvae in laboratory feeding experiments selected native copepods *Cyclops* sp. and cryptogenic *Eurytemora* (present in the Estuary since at least the 1912-13 Albatross survey; Esterly, 1924) over the recently introduced copepods *P. forbesi* and *Sinocalanus doerrii*, and suggested that differences in copepod swimming and escape behaviors could account for the differential predation. Kimmerer (1991) reported that in laboratory experiments the introduced Asian clam *Potamocorbula amurensis* consumed *Eurytemora* but not *Pseudodiaptomus* species, and Kimmerer et al. (1994) argued that the decline in *Eurytemora* was caused by *Potamocorbula* preying on its

nauplii. Orsi (1995) suggested that, in addition to predation by *Potamocorbula*, the decline may have been partly due to competition with *P. forbesi*, noting that *Eurytemora* continues to be seasonally present in winter and spring when *P. forbesi* is scarce, both within and upstream of *Potamocorbula*'s range. Orsi (1995) also suggested that predation by the introduced copepod *Tortanus* sp. may account for a decline in *Pseudodiaptomus* in western Suisun Bay in 1994.

Pseudodiaptomus marinus (Sato, 1913)

Pseudodiaptomus marinus is native to China, Japan and Pacific Russia, and has been introduced to Hawaii and Mauritius (Jones, 1966; Grindley & Grice, 1969; Orsi et al., 1983). It was collected north of San Diego in Mission Bay in 1986 and in Aqua Hedionda Lagoon in May 1987 (Fleminger & Kramer, 1988). It was first collected in the San Francisco Estuary from western Suisun Bay in 1986, and has been collected from there upstream to Collinsville on the Sacramento River, in waters with surface salinities ranging from about 2 to 18 ppt. It has also been collected from Tomales Bay (Orsi & Walter, 1991).

Pseudodiaptomus marinus may have been introduced to San Francisco Bay in ballast water, to the southern California bays or Tomales Bay in oyster shipments, and moved between bays by coastal currents (Fleminger & Kramer, 1988; Orsi & Walter, 1991). Fleminger & Kramer (1988) suggested that the native copepod *P. euryhalinus* may have been displaced by *P. marinus* in southern California embayments, and called for more sampling to determine whether *P. euryhalinus* was in fact absent or confined to sites where *P. marinus* had not become established.

Sinocalanus doerrii (Brehm, 1909)

SYNONYMS: *Sinocalanus mystrophorus* Burckhardt, 1913

This calanoid copepod is native to the rivers of mainland China, and like the other pelagic copepods described here was probably introduced in ballast water. It was first collected from the Estuary near Pittsburg in 1978 and soon became (from 1979 to the early 1980s) the most abundant copepod in the Delta, with maximum densities of over 10,000 individuals/m² and greatest densities from June to September. It has been collected from throughout the Delta upstream to Hood on the Sacramento River and Stockton on the San Joaquin River, and downstream to San Pablo Bay, generally at salinities below 5 or 6 ppt but on occasion up to nearly 15 ppt. Its downstream limit may be regulated by both salinity and the location of the entrapment zone (Orsi et al., 1983; Ambler et al., 1985; Herbold & Moyle, 1989; Orsi, 1995). It was not collected in 1994, but reappeared in 1995 (J. Orsi, pers. comm., 1995).

Five species are recognized in the genus *Sinocalanus*, all from the northwestern Pacific. As *S. doerrii* had not been collected in regular plankton surveys in the Estuary in 1963 and from 1972-78, it was probably introduced shortly before 1978 via ballast water (Orsi et al., 1983). Orsi et al. suggest, based on the

apparent pattern of spread in 1978-79, that the site of introduction was in the Pittsburg-Antioch area near where *S. doerrii* was first collected. They further suggest that water pumped out of the Delta into the California Aqueduct will carry *S. doerrii* to water project reservoirs near Los Angeles, and that the Columbia River and Puget Sound are likely sites for secondary introductions via the ballast water carried by coastal ships.

Several researchers have considered interactions between *Sinocalanus doerrii* and other copepods in the northern estuary (some of which are discussed above under *Pseudodiaptomus forbesi*). Orsi et al. (1983) noted that competition between *Sinocalanus* and the cryptogenic copepod *Eurytemora affinis* was unlikely because their preferred salinity ranges differed, and suggested that competition and/or predation between *Sinocalanus* and the freshwater copepods *Cyclops* and *Diaptomus* was a stronger possibility and should be investigated. Ambler et al. (1985) questioned whether there is competition for food, at least in years with average river discharge and diatom blooms in Suisun Bay. Meng & Orsi (1991) found that striped bass larvae in laboratory feeding experiments selected *Cyclops* sp. and *Eurytemora* over *Sinocalanus*.

Herbold et al. (1992) reported that the introduction of *Sinocalanus* and of *Pseudodiaptomus forbesi* in 1987 was followed by declines in *Eurytemora* and the almost complete elimination of *Diaptomus* spp., although Herbold & Moyle (1989) had earlier suggested that declines in Delta zooplankton prior to 1979 may have facilitated *Sinocalanus*' establishment. Kimmerer (1991) reported laboratory studies indicating that although *Sinocalanus* may be food limited in the estuary in some years, *Eurytemora* is not and so competition with recently introduced copepods could not account for *Eurytemora*'s decline. Orsi (1995) suggested that *Sinocalanus* had "apparently slipped into an unoccupied niche" between *Eurytemora* downstream and *Diaptomus* species upstream in the San Joaquin River, but noted that *Diaptomus* abundance fell when *Sinocalanus* spread upstream. Herbold & Moyle (1989) had noted that the invasion of the Sacramento River by *Sinocalanus* coincided with a reduction in the relative abundance of chlorophyll in the north Delta.

Tortanus sp.

This large calanoid copepod of unknown origin was collected in Suisun Bay in the fall of 1993 and in 1994 (Orsi, 1994, 1995; J. Orsi, pers. comm., 1995). It preys on other copepods and Orsi (1995) suggests that it may have caused a decline in *Pseudodiaptomus* in western Suisun Bay in 1994. Its prior absence in this well-studied region of the Bay suggests that it was introduced in ballast water.

Cirripedia

Balanus amphitrite Darwin, 1854

STRIPED BARNACLE

SYNONYMS: *Balanus amphitrite amphitrite* Darwin, 1854
Balanus amphitrite hawaiiensis Broch, 1922
Balanus amphitrite denticulata Broch, 1927
Balanus amphitrite herzi Rogers, 1949
Balanus amphitrite franciscanus Rogers, 1949
Balanus amphitrite saltonensis Rogers, 1949

This subtropical and warm-temperate barnacle is native to the Indian Ocean but has been distributed widely. In perhaps the earliest scientific recognition of the phenomenon of marine introductions, Darwin (1854, pp. 162-163) noted that *Balanus amphitrite*, *B. improvisus* and a few other barnacles "which seem to range over nearly the whole world (excepting the colder seas)" may have been transported to parts of their reported range as fouling on ships.

B. amphitrite was collected in Hawaii in the early 1900s. In California it was found in La Jolla in 1921, in San Diego in 1927, in San Francisco Bay in 1938-39, and in the Los Angeles/Long Beach area in 1940 (Zullo et al., 1972; Carlton, 1979a, p. 585). In 1945 it was found in the Salton Sea, probably introduced from San Diego Bay attached to "navy planes, boats, buoys, ropes, or other marine equipment that was transferred in large quantity to the sea for training purposes" (Carlton, 1979a). It was first collected from the Gulf of California and the west coast of Mexico in 1946, and appeared on the Atlantic coast of North America after World War II.

Although *Balanus amphitrite* tolerates water temperatures down to 12°C it requires at least 18°C to breed. It may thus be restricted to warmer sites within San Francisco Bay, where it has been collected from scattered locations in the northern South Bay, Central Bay and San Pablo Bay (Newman, 1967). In Britain and the Netherlands it lives in areas heated by the outflow from power plants (Vaas, 1978; Carlton, 1979a).

Balanus improvisus Darwin, 1854

BAY BARNACLE

Balanus improvisus, a native of the North Atlantic, is the most freshwater-tolerant of the barnacles and has been widely introduced around the world. It is also the earliest known introduction to San Francisco Bay, having been identified from a mussel shell in U. C. Berkeley's Museum of Paleontology that was collected from the harbor of San Francisco in 1853 (Carlton & Zullo, 1969). This early introduction was probably the result of transport as fouling on ship hulls.

B. improvisus is next known in San Francisco Bay from specimens on the shell of an Atlantic oyster, *Crassostrea virginica*, collected at San Mateo in 1900, and

the barnacle then appears in collections from every decade of the twentieth century, often on oyster or mussel shells (Carlton & Zullo, 1969). A second introduction (and possibly additional introductions) of *B. improvisus*, with shipments of Atlantic oysters that began in 1869 thus seems possible. It is not known whether the 1850s population, introduced by shipping, persisted or died out.

B. improvisus was collected from Monterey Bay in 1916, from the Los Angeles/Long Beach area in 1932, and from San Simeon Point and San Diego in 1939. Despite these records from the 1930s, *B. improvisus* does not appear to be established in southern California. There are other reports from the tropical or subtropical Pacific, though actual collections are few: the Gulf of California in 1889, 1941 and 1967; the west coast of Mexico in 1960-1968; Colombia in 1854; Ecuador in 1854, 1934, 1963 and 1966; and Peru in 1926. The identification of some of these populations as *Balanus improvisus* may bear reexamination.

B. improvisus is likely established in bays to the north of San Francisco Bay, perhaps in some from which it has not yet been reported. It was collected from Vancouver Island and Willapa Bay in 1955, from the Columbia River in 1957 (on the shell of the crayfish *Pacifastacus trowbridgii*), and from Coos Bay in 1978. Since World War II, it has also been reported from Japan, Singapore and Australia (Carlton, 1979a).

In San Francisco Bay its physiology and behavior were investigated by Newman (1967) who found that it tolerated dilution to 3 percent seawater, and that, surprisingly, it was an osmo-conformer with its blood remaining nearly isotonic with its environment. It is the only barnacle found upstream of Carquinez Strait in the northern part of the estuary. At Antioch it lives in freshwater for ten months of the year. A population was found in December 1962 living on the concrete walls of the Delta Mendota Canal in essentially fresh water, although there is no evidence that barnacles in the canal reproduce successfully (Zullo et al., 1972).

Nebaliacea

Epinebalia sp.

This unidentified nebaliid was collected on muddy bottom by John Chapman in Aquatic Park Lagoon in Berkeley in 1992, and we found it common at Richmond in 1993 and Lake Merritt in 1993 and 1994. G. Gillingham (pers. comm., 1995) reports "*Nebalia pugettensis*" collected at the Alameda Naval Air Station in the spring of 1993. The prior absence of reports of any nebaliid from San Francisco Bay, and specifically the absence of a nebaliid from the East Bay shore in the 1960s-1970s, suggests that all these specimens are an introduced nebaliid rather than the native *N. pugettensis*. Although largely benthic organisms, nebaliids could easily be transported by ballast water in suspended sediments swept up from the bottom while the ship is ballasting.

Mysidacea

Acanthomysis aspera Ii, 1964

This planktonic Japanese mysid was found in the northern part of the San Francisco Estuary in 1992 and was still present, though not abundant in 1993-94. It was probably introduced in ballast water (T. W. Bowman, in litt. to J. J. Orsi; Orsi, 1994, 1995).

Acanthomysis sp.

An undescribed species of *Acanthomysis*, resembling *A. sinensis* (T. W. Bowman, in litt. 23 Mar. 1994 to J. J. Orsi), was collected in Suisun Bay in 1992, and was more abundant than the common native opossum shrimp *Neomysis mercedis* by 1994 (J. Orsi, pers. comm., 1995). Because its morphology resembles that of western Pacific mysids and is unlike that of eastern Pacific species, it is probably native to the western Pacific and was transported to California in ballast water (Orsi, 1994; T. W. Bowman, in litt.).

Deltamysis holmquistae Bowman & Orsi, 1992

Deltamysis holmquistae was first collected and described from the San Francisco Estuary in 1977. Bowman & Orsi (1992) report that it has been collected every year since, ranging from one specimen in 1984 to 39 in 1987. Most were collected from Carquinez Strait to the Delta, with one taken in San Pablo Bay during the high spring outflow of 1983. They were found mainly in salinities of 1-2 ppt at the upstream edge of the entrapment zone, but ranged from 0-19 ppt.

Deltamysis is in the tribe Heteromysini along with mysids that are commensal or epibenthic, or that swim among sea grass plants, and this could account for the small numbers of *Deltamysis* collected in open water trawls. That *Deltamysis* was not collected until 1977 despite sampling for mysids since 1963, and that it has been collected regularly if sparsely since 1977, strongly suggests that it is introduced, probably in ballast water. There are no known mysid species that closely resemble it (Bowman & Orsi, 1992), but targeted searches in western Pacific estuaries that are the origin of other recent zooplankton introductions could be fruitful.

Cumacea

Nippoleucon hinumensis (Gamo, 1967)

SYNONYMS: *Hemileucon hinumensis*

This cumacean is native to Japan and was introduced to the northeast Pacific in ballast water. The California Department of Water Resources has collected it in

San Francisco Bay in the western Delta and Grizzly Bay since 1986, and at densities of hundreds or thousands/m² (with a maximum of over 12,000/m²) it was one of the three numerically dominant species in these areas from 1988 to 1990. It has also been collected at Pt. Pinole in San Pablo Bay since sampling started there in 1991 (Hymanson et al., 1994; DWR, 1995). We collected it from the Napa River, San Pablo Bay and the South Bay in 1993-94. It was collected in Oregon from Coos Bay in 1979, from the Umpqua River in 1983, from Yaquina Bay in 1988, and from the Columbia River (J. Chapman, pers. comm.; JTC, pers. obs.).

Isopoda

Dynoides dentisinus Shen, 1929

We collected this isopod, known previously from Japan and Korea, in fouling from the Oakland Estuary in 1977 and from the Richmond Marina in 1994. It was probably transported in ship fouling or ballast water.

Eurylana arcuata (Hale, 1925)

SYNONYMS: *Cirolana arcuata*
Cirolana concinna Hale
Cirolana robusta Menzies, 1962

Eurylana arcuata was collected in San Francisco Bay on eight occasions in 1978 and 1979 from the cooling water intake screen of a power plant at Rodeo in San Pablo Bay, including brooding females and juveniles (Bowman et al., 1981). We collected it from floating docks on Coast Guard Island in the Oakland Estuary in 1993 and 1994.

Eurylana arcuata was first described from Australia, but has not been reported from there since. It was reported from New Zealand, where it is widespread and abundant, in 1961, and from several distant sites in Chile (as *Cirolana concinna* and *C. robusta*) since 1962. It is not known which of these is its native region. It was likely introduced to San Francisco Bay in fouling or ballast water (Bowman et al., 1981).

Iais californica (Richardson, 1904)

Iais californica is a small commensal isopod that is generally found clinging to the ventral surface of the introduced burrowing isopod *Sphaeroma quoyanum*. It was described from San Francisco Bay in 1904, but was presumably introduced along with *Sphaeroma* in ship fouling by 1893. *Iais* was reported from New Zealand and Australia in 1956. In California, *Iais* has been collected in most of the bays and harbors where *Sphaeroma* is found, and from none where *Sphaeroma* is absent

(Carlton, 1979a). In 1995 we found it on *Sphaeroma* burrowing in floating docks on Isthmus Slough in Coos Bay.

Iais scavenges food from the mouthparts and the burrow walls of its host, and is protected from predators and adverse conditions both by *Sphaeroma*'s burrow and *Sphaeroma*'s habit of curling into a ball when disturbed. *Iais* is occasionally found on the native isopod *Gnorimosphaeroma oregonensis* when the latter live in *Sphaeroma* burrows. Unlike *Sphaeroma*, *Gnorimosphaeroma* will actively remove *Iais* (Rotramel, 1975b). These commensal relations have been studied by Rotramel (1972, 1975b) and Schneider (1976).

Limnoria quadripunctata Holthuis, 1949 and *Limnoria tripunctata* Menzies, 1951

GRIBBLE

Limnoria are small wood-boring isopods that are well-known for attacking and damaging ships' hulls, pilings and other wooden structures in contact with sea water (Kofoed, 1921; Hill & Kofoed, 1927). Many species of *Limnoria* have been described, some of them morphologically very similar. Some reported distributions are wide to circumglobal or strikingly disjunct, and undoubtedly complicated by centuries of transoceanic and interoceanic travel in the hulls of wooden ships.

Prior to the 1950s, all *Limnoria* on the Pacific coast were assigned to *Limnoria lignorum*, a species which is possibly native from Alaska to Humboldt County, but not known from San Francisco Bay. A *Limnoria* species was reported from Los Angeles in 1871 and San Diego in 1876 (Carlton, 1979). *Limnoria* was not mentioned in 1855, 1863 and 1869 reports on shipworm damage to pilings in San Francisco Bay (Ayres & Trask, 1855; Harris & Ayres, 1863; Neily, 1927), but was described as "recently appeared" on the San Francisco waterfront (probably *L. quadripunctata*, based on current distribution and thermal requirements) in 1873 (Arnold, 1873), and reported from the Oakland Estuary (probably *L. tripunctata*) in 1875 (Merritt, 1875). *L. quadripunctata* has since been collected from numerous embayments from La Jolla to Humboldt Bay, and *L. tripunctata* from Port Hueneme in Ventura County, California to Mexico, with the *tripunctata* population in the warm-water margins of San Francisco Bay remaining as an isolated northern outpost (Carlton, 1979). Carlton (1979) has argued that the *Limnoria* reported from northern Oregon, Washington and British Columbia as *tripunctata* (Quayle, 1964b) is probably a different species.

The native regions of *L. quadripunctata* and *tripunctata* are not known. They were transported to the Pacific Coast in the hulls of wooden ships, and dispersed along the coast in ships' hulls, log booms, log shipments or drifting wood.

Paranthura sp.

In 1993 we collected a species of *Paranthura* that had not previously been reported from San Francisco Bay (J. Chapman, pers. comm., 1995). The isopod was very common in fouling on floating docks from the South Bay and Central Bay and

north to Richmond in 1993 and 1994, but was not observed in 1995. Initial examination suggests strong affinities with western Pacific species (J. Chapman, pers. comm., 1995). Introduction has likely been by ship fouling or ballast water.

Sphaeroma quoyanum Milne-Edwards, 1840

SYNONYMS: *Sphaeroma pentodon* Richardson, 1904

Sphaeroma is a burrowing, filter-feeding isopod native to New Zealand, Tasmania and Australia, and was collected in San Francisco Bay in 1893, probably having been introduced via ship fouling. It spread widely in California and was collected in Humboldt Bay, Tomales Bay, Los Angeles-Long Beach Harbors, and San Diego Bay in the late 1920s and early 1930s, and in several intervening bays and in San Quintin Bay, Baja California since the 1950s (Carlton, 1979a). In 1995 we found it burrowing in floating docks on Isthmus Slough in Coos Bay.

Sphaeroma is reported as common and frequently abundant throughout San Francisco Bay at least as far upstream as Antioch (Kofoed & Miller, 1927), though we did not find it on docks in the seaward portion of the Central Bay. It burrows into all types of soft substrate, including clay, peat, mud, sandstone and soft or decaying wood, and wood that has been bored by shipworms and gribbles. It is frequently found riddling the styrofoam floats underneath docks, and is sometimes abundant in fouling accumulations. Carlton (1979a,b) suggested that *Sphaeroma*'s burrowing could be responsible for substantial erosion of intertidal sediments, which he estimated as possibly amounting to the loss of tens or scores of meters of land along many kilometers of shoreline in San Francisco Bay. However, no measurements of *Sphaeroma*'s topographic impact have ever been made. Studies of its biology in central California include those of Barrows (1919), Rotramel (1972, 1975a,b) and Schneider (1976).

Synidotea laevidorsalis (Miers, 1881)

SYNONYMS: *Synidotea laticauda* Benedict, 1897

Synidotea laticauda was described from San Francisco Bay oyster beds in 1897. It is commonly found in the Bay on the bottom and on buoys, floating docks and pilings among masses of the introduced Indo-Pacific hydroid *Garveia franciscana* (upon which it is thought to feed) and the introduced Atlantic bryozoan *Conopeum tenuissimum* (Carlton, 1979a). *S. laticauda* was long considered to be a native species restricted to the Bay, and its distribution and that of two other northern Pacific *Synidotea* species was explained by a model involving Pleistocene climate changes, range constrictions and expansions, isolation and evolution, and competition (Miller, 1968; Menzies & Miller, 1972).

Chapman & Carlton (1991, 1994) identified *S. laticauda* from Willapa Bay and synonymized *S. laticauda* with *S. marplatensis* and *S. brunnea* of eastern South

America (where it was first collected in 1918) under the Asian name *S. laevidorsalis*. They concluded that the species is native to Asia and was transported to San Francisco Bay among hydroids and bryozoans fouling the hulls of ships (probably from China), transported by similar means to South America (probably from San Francisco Bay), and transported to Willapa Bay either from San Francisco (in ship fouling or with cargoes of the native oyster *Ostrea conchaphila*) or Asia (in ship fouling or with cargoes of the Japanese oyster *Crassostrea gigas*).

Synidotea laevidorsalis is reported to be a common benthic organism from the far South Bay to Pittsburg in Suisun Bay, and less common in the Central Bay and upstream to Antioch. It was collected in both the shallows and the channels, at concentrations typically up to 100/m² (Hopkins, 1986; Markmann, 1986). In 1993-95 we found it common to abundant on floating docks and buoys in San Pablo Bay and the Napa River. It is said to be an important food of diving ducks and fish (Painter, 1966).

Tanaidacea

Sinelobus sp.

This abundant tanaid was first reported from San Francisco Bay by Miller (1968, as *Tanais* sp.) based upon material collected from a navigation buoy in San Pablo Bay in 1943, and later by Miller (1975, as *Tanais* sp., cf. *T. vanis*) and Carlton (1979a, as *Tanais* sp., cf. *T. vanis*, and 1979b, as *Tanais* sp.), based upon specimens collected in Lake Merritt, Oakland by Carlton commencing in 1963. Carlton (1979a) further reported specimens collected in 1965 from Corte Madera Creek in Marin County from the stomach of the native sculpin *Cottus asper*.

The only other records appear to be from Humboldt Bay (as *Tanais* sp.; S. Larned, pers. comm., 1989), and from several estuaries in British Columbia (as *Tanais stanfordi*; Levings & Rafi, 1978) where it occurred in densities up to 17,400 per 0.25 square meter in muddy sediments over a salinity range of 3.7 to 22.7 ppt, and in 7 out of 21 plankton tow stations. Levings & Rafi (1978) noted that there were no previous records of *stanfordi* from the west coast of North America.

Sieg (1980) and Sieg & Winn (1981) considered the report and figure of Miller (1968) to belong to *Sinelobus stanfordi* (Richardson, 1901). They further synonymized the earlier report of Menzies & Miller (1954) of a "*Tanais* sp." from central California with *Sinelobus stanfordi*, but that record is based on material collected on the outer rocky shore (Light, 1941, p. 92) and no doubt refers to a different species.

Sinelobus stanfordi was described from the Galapagos Islands, and has subsequently been reported from "Arctic cold, north Pacific temperate, southern temperate waters, tropical warm Pacific, tropical Indo-West Pacific, tropical Indian, and tropical warm Atlantic" waters (Sieg, 1986). Localities include Brazil, West Indies, the Mediterranean, Senegal, South Africa, Tuamotu Archipelago, and Hawaii, as well as the boreal Kurile Islands, and Holdich & Jones (1983) added England. Reported habitats include fresh, brackish, marine and hypersaline water.

Given this broad distribution, it is probable that a species complex is involved (including taxa which have been dispersed synanthropically), and we are hesitant to apply the name of a warm tropical tanaid described from the Galapagos Islands to the San Francisco Bay population. Though this population was earlier identified as *Tanais varis* Miller, 1940, this is an algal-dwelling species of Hawaiian fringing coral reefs (Carlton, 1979a) and thus also not likely to be the species in San Francisco Bay.

This small crustacean is widespread throughout the estuarine margin of the Bay, and has been collected upstream at least as far as Chipps Island (Siegfried et al., 1980). It is replaced by the cryptogenic and more marine tanaid *Leptochelia dubia* in the middle and outer bay regions. In addition to the benthic habitat noted by Levings & Rafi (1978) in British Columbia, in San Francisco Bay it occurs commonly in fouling communities among masses of the introduced tubeworm *Ficopomatus* and lumbering along in intertwined mats of the green algae *Ulva* and *Cladophora*, often in association with the introduced amphipods *Melita* and *Corophium*. It occurs commonly in habitats where all other peracarids are introduced or cryptogenic.

We regard *Sinelobus* sp. of San Francisco Bay as introduced; the origin of these populations remains unknown. Introduction was possibly via ship fouling or ballast water.

Amphipoda

Ampelisca abdita Mills, 1964

SYNONYMS: *Ampelisca milleri* of San Francisco Bay authors, not of Barnard, 1954
Ampelisca milleri of Dickinson, 1982 (Dillon Beach record)

Ampelisca abdita is native to northwest Atlantic from Maine to the eastern Gulf of Mexico. It was collected on the Pacific coast from San Francisco Bay in 1954, from Tomales Bay in 1969, and from Bolinas Lagoon in 1971 (Carlton, 1979a, p. 645; Chapman, 1988).

On the Atlantic coast, *Ampelisca abdita* often occurs in oyster beds and forms extensive mats of silt tubes which provides stable substrate for numerous other organisms. As *A. abdita* is a small amphipod, Chapman (1988) argues that it could have been present in the Bay for a long time before the 1950s and not been noticed due to a combination of the undeveloped taxonomy of small amphipods up to that time and the use of sieves with mesh openings of at least 1 mm (which retain few *A. abdita*) in early surveys. Thus it could have arrived with shipments of Atlantic oysters in the late nineteenth or early twentieth century. Since *A. abdita* sometimes migrates into the water column (Chapman, 1988), it could also have arrived later in ballast water.

Ampelisca abdita is now a very common and abundant benthic organism in San Francisco Bay, recorded at virtually all sites surveyed from far South Bay to Carquinez Strait, with concentrations commonly of 1,000-50,000/square meter. It is less abundant in western part of Central Bay, and less common and less abundant in Suisun Bay, although collected upstream to Antioch (Hopkins, 1986). Its abundance

varies annually, peaking around October, although *Ampelisca* may be eliminated from large regions of the Bay by floods, either because of salinity changes or sedimentation. When abundant, it may interfere with the recruitment of *Macoma petalum* (Nichols & Thompson, 1985a).

Ampithoe valida Smith, 1873

Ampithoe valida is native to the northwest Atlantic from New Hampshire to Chesapeake Bay (Bousfield, 1973). It has been collected on the central California coast from San Francisco and Tomales bays (first records in 1941), Morro Bay (1960), Bodega Harbor and Bolinas Lagoon (1975) (Carlton, 1979a, p. 649), and Humboldt Bay (S. Larned, pers. comm.). There are single records from Newport Bay in southern California (1942), Coos Bay, Oregon (1950) (Carlton, 1979a) and several other records from Oregon to southern British Columbia since the late 1960s (Conlan & Bousfield, 1982; Chapman, pers. comm.).

Ampithoe valida builds and lives in tubes on algae and eelgrass, and has been found on oyster beds on the Atlantic coast. It could have been introduced to San Francisco Bay with Atlantic oyster shipments and remained undetected for decades, or arrived in hull fouling or ballast water. In 1993-94 we collected it at several stations in San Pablo Bay, at Coyote Point in the South Bay, and at Pier 39 in San Francisco.

Caprella mutica Schurin, 1935

SYNONYMS: *Caprella acanthogaster* of Pacific coast authors (e.g., Carlton, 1979a, 1979b), not of Mayer, 1890
Caprella acanthogaster humboldtiensis Martin, 1977

SKELETON SHRIMP

This caprellid shrimp, a native of the Sea of Japan, has been collected in Humboldt Bay (about 1973-77), San Francisco Bay (1976-1977), Elkhorn Slough (1978-1979) and Coos Bay, Oregon (1983) (Martin, 1977; Marelli, 1981; JTC, unpublished). Marelli (1981) concluded that Martin (1977) had incorrectly described this Japanese species from Humboldt Bay as a new subspecies of *Caprella acanthogaster* (which is a species distinct from *C. mutica*). It was reported as comprising 40 percent of the caprellids at Field's Landing in Humboldt Bay (Martin, 1977) and 90 percent of the caprellids in the Oakland Estuary (D. Cross, pers. comm., 1977). Based on its recent date of discovery on the Pacific coast, *Caprella mutica* may have been introduced to Humboldt Bay with shipments of Japanese oysters, which occurred from 1953 through the 1970s, and secondarily introduced to San Francisco Bay; or it may have been introduced to either or both bays in ballast water (*Caprella* species have been found to survive transport in ballast tanks; Carlton, 1985, p. 346).

Chelura terebrans Philippi, 1839

Chelura terebrans lives in burrows in wood in association with wood-boring isopods in the genus *Limnoria*, and reportedly feeds upon *Limnoria*'s fecal pellets (Kühne & Becker, 1971). It has undoubtedly been transported around the world with *Limnoria* in the hulls of wooden ships. It is reported from the Atlantic on both the American and European coasts, the Mediterranean and Black seas, and from French West Africa and South Africa. In the western Pacific it has been collected in Australia, New Zealand and Hong Kong. Its area of origin is unknown.

The absence of *Chelura* from *Limnoria*-bored wood in San Francisco Bay, Monterey Bay and Santa Barbara County was noted by the marine piling surveys of the 1920s (Kofoed, 1921; Atwood & Johnson, 1924; Hill & Kofoed, 1927), although Carlton (1979a) argues that due to the patchy distribution of *Chelura* populations it could have been present and overlooked. *Chelura* was not recorded from the northeast Pacific until 1948 at Hunters Point Naval Shipyard in San Francisco Bay (US Navy, 1951, p. 185), followed by collections from Los Angeles Harbor (1950) and Grays Harbor, Washington (1959-1960) (Carlton, 1979a, p. 650).

Corophium acherusicum Costa, 1857

Corophium acherusicum has been reported from bays and harbors in the Atlantic, Pacific and Indian oceans, though which of these may be its native region is unknown. On the Pacific coast it has been collected from numerous bays and harbors ranging from British Columbia (and possibly Alaska) to Baja California. Early records are from Yaquina Bay, Oregon (1905), San Francisco Bay (1912-13 Albatross survey), Puget Sound, Washington (1915), Vancouver Island, British Columbia (1928), and Newport and Anaheim bays in southern California (1935-36) (Carlton, 1979a, p. 653).

Corophium acherusicum is a common fouling organism on floats and pilings, has been reported from oysters, and reported from ship hulls on several occasions (references in Carlton, 1979a). It was probably introduced to the Pacific Coast either as ship fouling or possibly in shipments of Atlantic oysters.

In San Francisco Bay *Corophium acherusicum* has been collected upstream to Collinsville, and is among the most common species in the Department of Water Resources' benthic samples at Carquinez Strait. In 1993-94 we collected it at stations in San Pablo Bay and in the Petaluma River. It established high densities in Suisun and Honker bays during the 1977 drought (Markmann, 1986).

Corophium alienense Chapman, 1988

Corophium alienense was first collected in San Francisco Bay in 1973 and is probably native to Southeast Asia, based on its morphological similarity to other Southeast Asian *Corophium* (Chapman, 1988). It was most likely introduced to San

Francisco Bay in ballast water (*Corophium* are known to migrate into the water column at night, and ballast water often contains amphipods; Carlton & Geller, 1993), possibly in or on naval ships returning from Vietnam (Carlton, 1979a, as *Corophium* sp.; Chapman, 1988). It has become abundant in many parts of the Bay from the South Bay to the Delta, and is especially abundant on shallow subtidal and intertidal muddy sand (Chapman, 1988). In 1993-94 we collected it at scattered sites from Tiburon upstream to Rodeo and the Napa River. It was also found in abundance in Bodega Harbor in 1992 (J. Chapman, pers. comm.).

Corophium heteroceratum Yu, 1938

Corophium heteroceratum was collected from San Francisco Bay at least by 1989 (Chapman & Cole, 1994) and possibly as early as 1985 or 1986 (Chapman, pers. comm., 1995), and from Los Angeles Harbor in 1990. Outside of California, the only records are the type specimens collected in 1929 from a tide pool in Tangku (Tanggu), China, in the northwestern Yellow Sea. *C. heteroceratum* is probably native to Asia, as it is morphologically similar to other Asian species of *Corophium* (Chapman & Cole, 1994).

In San Francisco Bay, *Corophium heteroceratum* is found on silty sediments at low intertidal or subtidal depths at salinities over 15 ppt, frequently co-occurring with the introduced Atlantic amphipod *Ampelisca abdita*. It is widespread and locally abundant in the Bay, especially at salinities >20 ppt and temperatures >16° C, reaching densities of up to 9,600/m², and has been collected at least from the northern South Bay to northern San Pablo Bay (Chapman & Cole, 1994), with a few records from Grizzly Bay (DWR, 1995). We tentatively assign a first date of collection of this amphipod in San Francisco Bay as 1986, based upon the arguments presented by Chapman & Cole (1994) and upon probable circa-1986 specimens received by J. Chapman (J. Chapman, pers. comm., 1995). In 1993-94, we collected *C. heteroceratum* at Tiburon and at two stations in San Pablo Bay.

As *Corophium heteroceratum* has been found exclusively on soft-bottom, not on hard substrates or buoy fouling in San Francisco Bay, it is unlikely to have been transported in ship fouling (Chapman & Cole, 1994). Ballast water transport seems likely, as *Corophium* are known to migrate into the water column at night (Chapman, 1988), and ballast water often contains demersal plankton (benthic organisms that migrate into the water column), including amphipods (Carlton & Geller, 1993).

Corophium insidiosum Crawford, 1937

Corophium insidiosum is a North Atlantic species known from both the European and American coasts (Bousfield, 1973), and introduced to both Chile (by 1947) and Hawaii (by 1970) (Carlton, 1979a, p. 657). The first Pacific record is a specimen taken from the stomach of a bird, a greater scaup, collected at Oyster Bay, Washington in 1915. In 1931 *Corophium insidiosum* was collected in Lake Merritt

in San Francisco Bay, where it was thought to be a new species. It was found in four southern California bays from 1949-1952, in Tomales Bay, Monterey Harbor, Bolinas Lagoon and Elkhorn Slough between 1961 and 1977, in the Strait of Georgia in British Columbia in 1975 (Carlton, 1979a), and on a wooden ship in Humboldt Bay, in 1987 (Carlton & Hodder, 1995). It is commonly found in fouling, and was probably transported to the northwestern Pacific in ship fouling or with shipments of Atlantic oysters.

Corophium insidiosum has remained abundant in Lake Merritt where we collected it in 1993-94, as well as at several sites from the mouth of the Bay upstream to Martinez, at Coyote Point in the South Bay, and at Aquatic Park in Berkeley.

Gammarus daiberi Bousfield, 1969

Gammarus daiberi is native to the northwestern Atlantic in estuaries and sounds from Delaware and Chesapeake bays to South Carolina (Bousfield, 1973). In these locations it attains its highest densities in salinities of 1-5 ppt, but is found seaward to 15 ppt. It was collected in the central Delta in 1983, and since 1986 has been regularly collected in the central and western Delta and Suisun Bay (Hymanson et al., 1994). In 1993-94 we collected it from Bethel Island in the Delta and from Martinez. It is eaten by young striped bass (Hymanson et al., 1994).

On the Atlantic coast it is described as mainly pelagic, though also commonly collected on the bottom and in fouling (E. L. Bousfield in litt. to W. C. Fields, Jr., 1991). We consider it to be probably a ballast water introduction, and less likely a ship fouling introduction.

Grandidierella japonica Stephensen, 1938

This tube-dwelling amphipod is native to Japan. It was collected from San Francisco Bay near Vallejo and in Lake Merritt, Oakland, in 1966, from Tomales Bay in 1969, from Bolinas Lagoon in 1971, from Drakes Estero in 1972-73 (Chapman & Dorman, 1975; Carlton, 1979a, p. 662) and from Coos Bay, Oregon since 1977 (JTC, pers. obs.). It has been established in southern California bays since at least the early 1980s (J. Chapman, pers. comm.). It is typically found on muddy or mud-sand bottom, sometimes in oyster beds, and sometimes in fouling. It was introduced with commercial oyster transplants from Japan, with ship fouling or in ballast water.

Grandidierella japonica has been collected from all parts of San Francisco Bay, from the South Bay near Redwood City upstream to Antioch. It is one of the most common benthic species in San Pablo Bay and Carquinez Strait (Chapman & Dorman, 1975; Nichols & Thompson, 1985a; Markmann, 1986). In 1993-94 we collected it from several stations in San Pablo Bay upstream to Martinez, Napa and Petaluma, from Coyote Point in the South Bay, and from Lake Merritt and Berkeley's Aquatic Park in the East Bay.

In Bolinas Lagoon it has been recorded from the stomachs of least and western sandpipers, dunlin, black-bellied plover and willet (Page & Stenzel, 1975; Stenzel et al., 1976).

Jassa marmorata Holmes, 1903

SYNONYM: *Jassa falcata* of Pacific coast authors in reference to bay or estuary populations, not of Montagu, 1808 (see Conlan, 1990).

This Atlantic fouling amphipod is now widely spread on both sides of the North Atlantic, in the Mediterranean and on the Pacific coast of North America, and reported from other locations as well. Carlton (1979a) predicted that the bay and harbor populations of so-called "*Jassa falcata*" represented "an introduced taxon." Conlan (in litt., 7 Oct. 1986 to JTC and in litt., 5 Aug. 1986 to J.W. Chapman) noted that based on her systematic revision of the genus *Jassa* and her field work on the Pacific coast, she "found the distribution of [*Jassa*] to be as predicted by" Carlton (1979a): endemic species occurred on the exposed outer coast, and the Atlantic *Jassa marmorata* to be harbor-restricted. Conlan (in litt.; also see Conlan, 1988) states that *Jassa marmorata* is "the most recently derived of all species of *Jassa*," that it originated in the North Atlantic and specifically on the "Atlantic North American coast," and that it is introduced to Europe, the Mediterranean, the Pacific Ocean (China, Japan, USSR, Chile, and Pacific North America), the South Atlantic (Brazil, West Africa, and South Africa), the Indian Ocean (Zanzibar) and Australia and New Zealand. It ranges in the Western Atlantic from Newfoundland to Texas and Cuba.

On the Pacific coast *J. marmorata* has been collected from Alaska (one locality, Point Slocum) and British Columbia (Victoria Harbor, Bamfield) and then from Coos Bay, Oregon to Bahia de Los Angeles, Baja California (Conlan, 1990). Additional harbor records cited by Carlton (1979a, pp. 667-668) may also include *Jassa marmorata*.

The earliest San Francisco Bay record appears to be material collected in the Oakland Estuary in 1977 (Carlton, 1979a). That *Jassa marmorata* is a 20th century rather than a 19th century introduction is suggested by the relatively late reports of estuarine members of the *Jassa falcata* group from the eastern Pacific (in 1941 from Estero de San Antonio, 75 km north of San Francisco, and in 1942 from Magdalena Bay, Baja California; Carlton, 1979a). Both Carlton (1979a) and Conlan (1988) have declined to accept Barnard's (1969) proposal that "*Podocerus californicus*," described by Boeck (1872) from California, is "*Jassa falcata*."

Jassa marmorata occurs in fouling communities and on ship hulls (Bousfield, 1973) and with oysters (Wells, 1961, as "*Jassa falcata*"). It has also been collected from the ballast tanks of a cargo ship arriving in Coos Bay, Oregon after a 15 day trip from Japan, in water that had been taken aboard in Kobe on the Inland Sea of Japan (specimens identified by K. Conlan, in litt., 4 Aug. 1988). Lack of early reports of this now locally common species suggests ship fouling or ballast water as the primary mechanism of transport.

Leucothoe sp.

We regard the endocommensal amphipod found inside the introduced tunicates *Ciona* and *Ascidia* in San Francisco Bay as an introduced species. It may belong to the species complex bearing the names *Leucothoe spinicarpa* (Abildgaard, 1789) and *Leucothoe alata* Barnard, 1959 (J. Chapman, pers. comm., 1995). Nagata's (1965) illustrations of "*Leucothoe alata*" from Japan, which may not be the same as Barnard's original material of this species, appear close to if not identical to San Francisco Bay specimens (J. Chapman, pers. comm., 1995).

In 1993-94 we collected this amphipod in *Ciona* and *Ascidia* at Coyote Point in the South Bay and Coast Guard Island in the Oakland Estuary. It was likely introduced inside a tunicate transported either in ship fouling or possibly with oyster shipments. While the first actual collection record that we have found is material collected in 1977 from the Oakland Estuary, this leucothoid may have been present in the northeastern Pacific since the introduction of *Ciona* (which was collected in San Diego Bay in 1897 and in San Francisco Bay in 1932).

Melita nitida Smith, 1873

Melita nitida is native to the northwestern Atlantic, ranging from the Gulf of St. Lawrence to the Yucatan Peninsula. It was first collected from San Francisco Bay in 1938, from Howe Sound in British Columbia in 1973, from Elkhorn Slough in 1975, and in Oregon from Yaquina, Coos and Alsea bays in 1986-87 (Carlton, 1979a, p. 672; Chapman, 1988).

On the Pacific coast *Melita nitida* is commonly found in fouling, under intertidal rocks and debris, and in *Enteromorpha* or diatom mats on mudflats, in salinities from 0 to 25 ppt (Chapman, 1988). On the Atlantic coast it has been reported from similar habitats as well as from oyster beds. *Melita nitida* could have been transported to the Pacific coast in ship fouling, in transcontinental shipments of Atlantic oysters, or possibly in solid ballast or ballast water. It could have been transported between bays in fouling or ballast, or with shipments of oysters or the introduced soft-shell clam *Mya arenaria*. In San Francisco Bay it has been collected from Lake Merritt, Point Richmond, Rodeo, Petaluma, Martinez and Grizzly Bay, and from Collinsville on the Sacramento River at densities of up to 355/m² (Chapman, 1988; DWR, 1995; and 1993-94 survey).

Melita sp.

In 1993 we collected an amphipod in the genus *Melita*, distinct from *Melita nitida*, that had not been previously reported from San Francisco Bay (J. Chapman, pers. comm., 1995). While its origin is unknown, introduction via ship fouling or ballast water are the most probable mechanisms.

Paradexamine sp.

In 1993-94 we collected an amphipod in the genus *Paradexamine* that had not been previously reported from San Francisco Bay (J. Chapman, pers. comm., 1995). Introduction was probably by ship fouling or ballast water.

Parapleustes derzhavini (Gurjanova, 1938)

SYNONYMS: *Neopleustes derzhavini*

Parapleustes derzhavini makiki Barnard, 1970

Parapleustes derzhavini is known as a rare species from among intertidal and subtidal algae in the western Pacific in Japan and Russia. It has also been collected from Hawaii, where it is probably an introduction. In the northeastern Pacific it was collected from San Francisco Bay in 1904 (discovered among USNM campanularid hydroid specimens by J. W. Chapman), Tomales Bay in 1970, Coos Bay in 1986 and Yaquina Bay in 1987 (Carlton, 1979a; Chapman, 1988). In San Francisco Bay it has been collected from San Mateo Point in the South Bay to Grizzly Bay, and upstream as far as Collinsville on the Sacramento River in the 1977 drought (Chapman, 1988; DWR, 1995). It was probably introduced in ship fouling.

On the Pacific coast *P. derzhavini* has been found at salinities of 6 to 32 ppt., abundant on hydroids in fouling but rare on algae. Specimens from brackish water on the Pacific coast identified as *Parapleustes pugettensis* may in fact be *P. derzhavini*.

Stenothoe valida Dana, 1852

Stenothoe valida has a widespread, mainly tropical distribution. It has been reported from only four Pacific coast embayments: San Francisco Bay (first collected in 1941), Los Angeles Harbor (1950-51), Newport Bay (1951) and Bahia de San Quintin, Baja California (1960-61) (Carlton, 1979a, p. 677). It is commonly found among fouling, especially in hydroids, and was probably introduced either in ship fouling or in ballast water. In 1993-94 we collected *Stenothoe valida*, identified by J. W. Chapman, at sites all around the Central Bay.

Transorchestia enigmatica (Bousfield & Carlton, 1967)

SHOREHOPPER

SYNONYMS: *Orchestia enigmatica*

This beach-dwelling amphipod was first collected in Lake Merritt, Oakland (a brackish lagoon) by JTC in 1962, and is known only from the Lake and (rarely) from the channel connecting to the Oakland Estuary. A closely related (or possibly identical) species, *Transorchestia chilensis*, is reported from Chile and New Zealand. Like other talitrid amphipods, *T. enigmatica* cannot survive long immersion in water, and its likeliest means of introduction is in solid ballast (i. e. sand, stones and detritus from beaches) that was in common use by wooden cargo ships up until the 1920s. There was substantial trade between California ports and Peru and Chile from the last half of the 19th century to the 1920s, with ships going south carrying grain or lumber and returning in ballast (Carlton, 1979a).

Decapoda

Carcinus maenas (Linnaeus, 1758)

GREEN CRAB

This common European shorecrab was introduced to the Atlantic coast of North America by 1817 (Say, 1817), to southern Australia by 1900 (Fulton & Grant, 1900) and to South Africa by 1983 (Le Roux et al., 1990). It was first collected in California in the Estero Americano, Solano County, in 1989, and in San Francisco Bay by a bait trapper in Redwood Shores Lagoon, San Mateo County in the summer of 1989 or 1990. It was probably transported to San Francisco Bay in ballast water, although other possible mechanisms include shipment in algae used to pack shipments of live New England bait worms (*Nereis virens* and *Glycera dibranchiata*) or lobsters (*Homarus americanus*), release as discarded research material, or transport in a ship's seawater pipe system (Cohen et al., 1995; Carlton & Cohen, 1995).

In San Francisco Bay it has been collected from the South Bay from south of the Dumbarton Bridge to Benicia in the Carquinez Strait, where it is found intertidally and subtidally to 10 meters deep, and in lagoons around the Bay. It is commonly caught in traps set for bait fish (gobies and cottids), sometimes with hundreds of crabs filling each trap, and in shrimp nets. In 1993 it was collected from Drakes Estero, Tomales Bay and Bodega Harbor (Grosholz & Ruiz, 1995), in 1994 from Elkhorn Slough (T. Grosholz, pers. comm., 1994), and in 1995 from Humboldt Bay (T. Miller, pers. comm., 1995).

Carcinus tolerates salinities from 4-52 ppt and temperatures down to around 0°C, and can reproduce at temperatures up to around 18-26°C. In favorable conditions, females can spawn up to 185,000 eggs at a time. In various parts of the world it has become common in virtually all types of protected and semiprotected marine and estuarine habitats, including habitats with mud, sand or rock substrates, eelgrass beds and cordgrass marshes. Its wide environmental tolerances suggest that on the Pacific coast it could eventually range from Baja California to Alaska (Cohen et al., 1995; Carlton & Cohen, 1995).

In field observations or laboratory experiments, *Carcinus* has been seen to eat an enormous variety of prey items, including organisms from at least 104 families and 158 genera in 5 plant and protist and 14 animal phyla. In analyses of stomach contents, dominant prey at different locations have included mussels, clams, snails, polychaetes, crabs, isopods, barnacles and algae (Cohen et al., 1995). In California, *Carcinus* was observed to significantly reduce the density of the small clams *Nutricula* (*Transennella*) spp., the cumacean *Cumella vulgaris*, and the amphipod *Corophium* sp. (Grosholz & Ruiz, 1995), and in the lab also consumed the mussel *Mytilus* sp., the Asian clams *Potamocorbula amurensis* and *Venerupis philippinarum*, and the native crabs *Hemigrapsus oregonensis* and *Cancer magister* (Dungeness crab) at up to its own size (Cohen et al., 1995; Grosholz & Ruiz, 1995).

Carcinus is fished commercially for food and bait in Europe, though its relatively small size has prevented its entering the commercial market in the United States. Through its predatory activities, it is generally credited with the destruction of soft-shell clam fisheries in New England and Canada in the 1950s, where control efforts have included fencing, trapping and poisoning, with varying success (Cohen et al., 1995).

Eriocheir sinensis H. Milne-Edwards, 1854

CHINESE MITTEN CRAB

Chinese mitten crabs are native to Korea and China from the Yellow Sea to south of Shanghai. They spend most of their lives in the rivers and migrate to the estuaries to reproduce. Most authorities have recognized four species of mitten crabs, including *Eriocheir sinensis* and *E. japonicus* which are distinguished by clear and consistent morphological differences (Sakai, 1939; Dai & Yang, 1991). Recently Li et al. (1993) found small genetic distances between these two forms suggestive of a single species, but confirmed the existence of morphological distinctions (which they described as ecophenotypic, although the differences appear to be more simply explained as the expression of genetically different populations and their hybrids). Dai (1993) and Chan et al. (1995) have proposed other modifications to the arrangement of species within the genus. In light of this unstable taxonomy, we continue to treat the Chinese mitten crab, *E. sinensis*, as a distinct species.

A Chinese mitten crab was collected in the Aller River, Germany in 1912, generally presumed to have been introduced in ballast water (Panning, 1939). Mitten crabs spread through the Netherlands and Belgium to northern France by 1930 (Hoestland, 1948), eventually reaching the west coast of France and, via the Garonne River and the Canal du Midi, the Mediterranean coast by 1959 (Hoestland, 1959; Zibrowius, 1991). They became phenomenally abundant in Germany in the mid-1930s, with masses of crabs migrating up the main rivers, piling up against dams, climbing spillways and swarming over the banks onto shore, sometimes wandering onto city streets and entering houses. Government authorities operated barrel and pit traps that caught tens of millions of crabs each year in order to prevent damage to banks and levees (the crabs dig burrows over half a meter deep in mud banks) and

reduce interference with trap and net fisheries (Panning, 1939). A "plague of mitten crabs" was similarly reported from the Netherlands in 1981 (Ingle, 1986).

Hundreds of adult mitten crabs have been collected along the shores of the Baltic Sea, but as the Baltic's salt content is too low for successful spawning these are generally thought to be individuals transported by ship from the North Sea (Haahtela, 1963; Rasmussen, 1987). Occasional mitten crabs, including a few ovigerous females, have been collected in England since 1976, though it is unclear whether breeding populations are established there (Ingle, 1976).

A Chinese mitten crab was collected in the North American Great Lakes in 1965 and nine or ten additional adult crabs were collected between 1973 and 1994, all but one of which were taken from western Lake Erie (Nepszy & Leach, 1973; J. Leach, pers. comm.). As in the Baltic, the Great Lakes are too fresh for mitten crabs to spawn, and each individual is thought to have arrived as a larva or juvenile in ballast water from Europe. A single adult mitten crab was collected from the Mississippi River delta in Louisiana in 1987, with none reported since (Howarth, 1989; D. Felder, pers. comm.).

In November, 1994 a crab caught in a shrimp net in the southern end of San Francisco Bay was identified as *Eriocheir sinensis* by Robert Van Syoc of the California Academy of Sciences. Shrimp trawlers report that they have occasionally caught such crabs, many of them carrying eggs, in the South Bay since 1992 and in San Pablo Bay since the summer of 1994. Of 75 crabs collected from San Francisco Bay, 24 were female, and all but 5 of these were carrying eggs. Several ovigerous females collected in the winter of 1994-95 were maintained in aquaria by the Marine Science Institute of Redwood City, California, and hatched active zoeae by the first week of February. In 1995 Katie Halat found juvenile mitten crabs to be common in burrows in the upper parts of sloughs at the southern end of the South Bay.

Mitten crabs could either have arrived in San Francisco Bay in ballast water from Asia or Europe, or been intentionally planted in the watershed as a food resource. In 1978 Dustin Chivers of the California Academy of Sciences noted that live mitten crabs could be imported into California from firms in Hong Kong and Macao. In 1986 the California Department of Fish and Game found live mitten crabs, bound with twine, offered for sale in Asian food markets in San Francisco and Los Angeles at prices of \$27.50 to \$32.00 per kilogram. Although the importing of live mitten crabs was banned by the California government in 1987 and the United States government in 1989, the high price they command has encouraged continuing efforts to import them through official or unofficial channels. On 11 occasions since 1989, U. S. Fish and Wildlife inspectors intercepted batches of 10-28 mitten crabs hand-carried by travelers from Asia disembarking at the San Francisco Airport during the winter (H. Roche, pers. comm.), and crabs have been intercepted at Los Angeles and Seattle as well (M. Osborne and M. Williams, pers. comm.). In 1994 an Asian businessman lobbied the California legislature for permission to import and raise mitten crabs in California (T. Gosliner, pers. comm., 1994).

With its establishment in San Francisco Bay, the mitten crab is one of the few catadomous organisms (living in fresh water and breeding in salt) in North America. Studies on these crabs in Asia and Europe indicate that they live in burrows dug in river banks or (in Asia) in rice paddies in coastal areas. Some

migrate far upstream, and are recorded from the Changjiang (Yangtze) River over 1,250 km from the sea. In the late fall and winter adult crabs (1-2 years old in China (G. Li, pers. comm., 1995); 3-5 years old in Germany (Panning, 1939)) migrate to coastal waters where they mate, spawn and die. Each female produces from 250,000 to 1 million eggs, which hatch in late spring or early summer. The larvae develop through five increasingly stenohaline and euhaline zoeae and a more euryhaline and mesohaline megalopa. After the final larval molt the juvenile crab settles to the bottom and begins its migration upstream (Panning, 1939; Ingle, 1986; Anger, 1991).

The ban on importing live mitten crabs was enacted due to concern over potential damage from its burrows to levees or rice fields in the Central Valley, and because the crab is a second intermediate host of a human parasite, the oriental lung fluke *Paragonimus westermanii*. Armand Kuris and Mark Torchin of U. C. Santa Barbara found no parasites of any kind in 25 mitten crabs from San Francisco Bay (A. Kuris, pers. comm., 1995). However, since suitable first intermediate snail hosts are present in California or adjacent states (T. Gosliner, pers. comm.), establishment of the fluke is possible, which could lead to infections of humans, or more likely, other mammals. The potential ecosystem impacts of large numbers of river crabs, where none now exist, are unknown.

Orconectes virilis (Hagen, 1871)

VIRILE CRAYFISH

SYNONYMS: *Cambarus virilis*

This crayfish is native to Indiana, Illinois and other midwestern states. It was introduced into California waters at Chico in Butte County between 1939 and 1941, from crayfish that were being held in ponds for use as laboratory specimens at Chico State College. It has since been reported at the edges of the Delta in the lower Cosumnes River, in Putah Creek and in drainage and irrigation ditches in Yolo County, and further north in Butte and Colusa counties where it digs burrows in rice fields and eats rice shoots and is considered a pest by farmers (Riegel, 1959; Herbold et al., 1992).

The U. S. Fish and Wildlife Service proposed listing the native Shasta crayfish *Pacifastacus fortis* as an endangered species because it had been extirpated from half its range between 1978 and 1987, in large part due to competition from *Orconectes virilis* and another introduced crayfish, *P. leniusculus*, for food and space (Anon., 1987).

Pacifastacus leniusculus (Dana, 1852)

SIGNAL CRAYFISH

SYNONYMS: *Astacus leniusculus*

It is unclear when the signal crayfish *Pacifastacus leniusculus*, native to Oregon, Washington and British Columbia, was first introduced to California. Osborne (1977) stated that it was introduced to Lake Tahoe in the 19th century as forage for game fish. Kimsey et al. (1982; repeated by Herbold & Moyle, 1989, and Herbold et al., 1992) reported that it was found in San Francisco County in 1898. Riegel (1959), however, speaking about the introduction of this species to California, reported that in 1912 signal crayfish from the Columbia River "were shipped in large batches to the Brookdale Hatchery of the California Fish and Game Commission in Santa Cruz County [in order] to determine their depredatory effects upon young trout. Later, many were released into the San Lorenzo River near Santa Cruz, and about 200 were shipped to Nevada County, California, and released in a private pond on the Shebley Ranch between Colfax and Grass Valley. They were thriving 18 years later." Bonnot (1930) reported it as imported "in times past for culinary purposes and as biological material."

Signal crayfish are now widely distributed throughout the Delta and Bay Area and central California, north to Siskiyou County and south to Monterey County (Riegel, 1959; Hazel & Kelley, 1966). They are the main crayfish taken from the Delta, where a commercial harvest began in 1970 with a catch of 50 tons and produced annual landings of 250 tons by the 1980s (Osborne, 1977; Herbold & Moyle, 1989). Commonly found in streams, large rivers, lakes and sometimes muddy sloughs, Riegel (1959) reported it collected on one occasion from dilute brackish water, and Kimsey et al. (1982) reported that it tolerates salinities up to 17 ppt.

Pacifastacus leniusculus may have contributed to the extinction of the native sooty crayfish, *Pacifastacus nigrescens*, which in the 19th century had been abundant in creeks around San Francisco Bay (Riegel, 1959; Kimsey et al., 1982). In 1987 the U. S. Fish and Wildlife Service proposed listing the native Shasta crayfish *Pacifasctacus fortis* as an endangered species because it had been extirpated from half its range between 1978 and 1987, in large part due to competition from *P. leniusculus* and another introduced crayfish, *Orconectes virilis*, for food and space (Anon., 1987).

Pacifastacus leniusculus has also been introduced to northern Europe, with populations established in Sweden (introduced from Lake Tahoe in 1969; Osborne, 1977), Finland, Lithuania and Poland (McGriff, 1983). In Sweden the introduction of *P. leniusculus* and a North American crayfish fungus have been described as the main cause of the decimation of the noble crayfish *Astacus astacus* (Jansson, 1994).

Palaemon macrodactylus Rathbun, 1902

ORIENTAL SHRIMP, KOREAN SHRIMP, GRASS SHRIMP

This shrimp is native to Korea, Japan and northern China and was first collected in San Francisco Bay in 1957, in Los Angeles Harbor in 1962, in Santa Monica Bay in the 1970s, in Coos Bay in 1987, and in Humboldt Bay in 1995 (Newman, 1963; Carlton, 1979a, p. 687; T. Miller, pers. comm., 1995). It is distributed widely throughout San Francisco Bay and upstream into the Delta, especially in dry

years, and has been collected in the Delta-Mendota Canal. It is frequently abundant in brackish lagoons such as Lake Merritt in Oakland and Aquatic Park in Berkeley (Carlton, 1979a). In 1993-94 we collected it from among the fouling on docks at several sites in the Bay and upstream in the Napa River to John F. Kennedy Park and in the Petaluma River to the City of Petaluma.

Palaemon's appearance in the Bay around the mid-1950s may be related to increased shipping with South Korean and Japanese ports related to the Korean War. It was likely transported in ballast water or possibly, as Newman (1963) argued, within the fouled seawater system of a ship.

Palaemon is a hardy and eurytopic organism tolerating a wide range of salinities down to 1-2 ppt and water of low quality. As discussed by Newman (1963) and Carlton (1979a), although *Palaemon*'s geographic distribution within the estuary overlaps with that of native crangonid shrimp, it is unlikely to substantially compete with them due to differences in habitat use. In the Delta *Palaemon* mainly eats opossum shrimp *Neomysis mercedis* (Herbold et al., 1992). *Palaemon* has been found in the stomachs of white sturgeon, white catfish and striped bass (Gannsle, 1966; Thomas, 1967; McKechnie & Fenner, 1971), and is used as sturgeon bait (Herbold et al., 1992).

Procambarus clarkii (Girard, 1852)

RED SWAMP CRAYFISH

SYNONYMS: *Cambarus clarkii* Girard, 1852

The red swamp crayfish is native to Louisiana, Texas and other southern states, where it is the main cultivated crayfish due to its rapid growth, reaching a marketable size of 7.5 cm in three months (Herbold et al., 1992). Holmes (1924) reported that it was collected from a stream near Pasadena in the summer of 1924 (Skinner (1962) and BDOC (1994) stating that it was introduced from the Midwest in 1925). Riegel (1959) reported that the crayfish was imported in 1932 by a frog farmer in Lakeside, San Diego County for use as frog food, but that it may have already been present in California before then. Its initial appearance in California probably resulted from an intentional importation for commercial use or as a food resource, followed by an intentional or accidental release.

The red swamp crayfish is now widely distributed throughout the central part of the state and is the only crayfish found south of the Tehachapis (Riegel, 1959). It has been taken regularly in the Delta (Hazel & Kelley, 1966), and in 1995 we found it at Shell Marsh east of Martinez. BDOC (1994) reports that it is fished commercially and recreationally in the Estuary for food and for scientific use, although Kimsey et al. (1982). reported only incidental take of this species for bait and sport.

The red swamp crayfish prefers warmer water than does the signal crayfish, survives in stagnant water by using atmospheric oxygen, and tolerates salinities up to 30 ppt. It is frequently found in rice fields and sloughs with abundant emergent vegetation. It is regarded as a pest in rice fields and irrigation ditches because it eats

young rice shoots and digs burrows two inches in diameter and as much as 40 inches deep into levees and banks (Riegel, 1959; Kimsey et al., 1982; Herbold et al., 1992), and Skinner (1962, p. 124) described it as "mechanically destructive to dikes and levees." At Coyote Hills Marsh in Alameda, a freshwater/brackish wetlands on the eastern shore of south San Francisco Bay, red swamp crayfish have been shown to reduce the abundance of sago pondweed, *Potamogeton pectinatus* and are preyed upon by raccoon, *Procyon lotor*. The reduction or elimination of submersed macrophytes by grazing crayfish may reduce marsh diversity and secondary production by eliminating habitat for epiphytic organisms, and on the other hand may benefit vector control efforts by reducing larval mosquito habitat (Feminella & Resh, 1989).

Rhithropanopeus harrisi (Gould, 1841)

HARRIS MUD CRAB

Rhithropanopeus is native to the northwest Atlantic from New Brunswick to Florida and from Mississippi to Vera Cruz, Mexico, in upper estuarine areas in fresh and brackish water. It was introduced to Europe, presumably among ship fouling, by 1874, and was collected in the Panama Canal in 1969. The first records of *Rhithropanopeus* from the Pacific are specimens collected from Lake Merritt, Oakland in 1937. It was subsequently collected from Oregon in Coos Bay in 1950, in Netarts Bay in 1976, and in Yaquina Bay and the Umpqua River in 1978 (Carlton, 1979a, p. 697).

In the Atlantic *Rhithropanopeus* is commonly found in oyster beds (Ryan, 1956; Wells, 1961; Maurer & Watling, 1973), and it may have been introduced to San Francisco Bay with shipments of the Atlantic oyster *Crassostrea virginica*, which was still being imported from the Atlantic in small quantities in the 1930s. It could also have been introduced via ship fouling or ballast water.

Though *Rhithropanopeus* has apparently been absent from Lake Merritt since at least the 1960s, we have found it common in similar habitat among masses of the tubes of the Australian serpulid worm *Ficopomatus enigmaticus* in the Petaluma River at Petaluma, and on the shore under rocks at low tide in Carquinez Strait (associated with the native shorecrab *Hemigrapsus oregonensis*). It is reported as present to abundant from San Pablo Bay to the Delta, is regularly collected at the Central Valley Project pumps at Tracy in the south Delta (S. Siegfried, pers. comm., 1994), and has been found in the Delta-Mendota Canal (Carlton, 1979a). It has recently been collected in the upper parts of sloughs in the far South Bay, sympatric with juveniles of the recently introduced catadromous mitten crab *Eriocheir sinensis* (K. Halat, pers. comm., 1995). *Rhithropanopeus*' planktonic larvae are caught in Suisun Bay and to a much lesser extent in San Pablo Bay, and the abundance of these larvae is inversely correlated with high outflows during the summer (Herbold et al., 1992).

Jones (1940) suggested that *Hemigrapsus* would be likely to outcompete *Rhithropanopeus* where their distributions overlap in San Francisco Bay, and

Jordan (1989) found that the distribution of *Rhithropanopeus* is restricted by *Hemigrapsus* in Coos Bay, Oregon. In the Delta, *Rhithropanopeus* is eaten by white sturgeon, white catfish and striped bass (Stevens, 1966; Turner, 1966a; Thomas, 1967; McKechnie & Fenner, 1971).

ARTHROPODA: INSECTA

Anisolabis maritima (Gene, 1832)

MARITIME EARWIG

This predaceous maritime earwig is native to the North Atlantic region and has been reported from Japan, Formosa and New Zealand. It was first collected in the San Francisco Estuary in 1935, where it has been found from San Pablo Bay to Carquinez Strait but not along the ocean coast in this area (Langston, 1974). It was also reported from Nanaimo in British Columbia (in 1920), and from Laguna Beach (1921) and Costa Mesa (1944) in southern California, but there are no subsequent records from these areas (Carlton, 1979a, p. 702). Reports of this insect—otherwise known only from the seashore, typically near the high-tide level—from shipments of dahlias and chrysanthemums arriving in southern California probably refer to another species. It may have been transported to the Pacific coast in solid ballast in the late 19th or early 20th century, and remained unrecognized for some years.

Neochetina bruchi Hustache and *Neochetina eichhorniae* Warner

In an effort to control water hyacinth, *Eichhornia crassipes*, the U. S. Department of Agriculture introduced into Florida two weevils from Argentina, *Neochetina eichhorniae* (in 1972) and *N. bruchi* (in 1974). Both weevils were subsequently established in Louisiana and Texas, and have been introduced to many other parts of the world (*N. eichhorniae* to Zambia (1971), Zimbabwe (1971), South Africa (1974), Australia (1975), Fiji (1977), Sudan (1978), Indonesia (1979), Thailand (1979), Egypt (1980), Myanmar (1980), Solomon Islands (1982), India (1983), Malaysia (1983), Vietnam (1985), Papua New Guinea (1985), Sri Lanka (1988) and Honduras (1990); and *N. bruchi* to Panama (1977), Sudan (1979), India (1984), South Africa (1989), Australia (1990) and Honduras (1990)) (Julien, 1992).

The California Department of Boating and Waterways and the USDA, responding to a build-up of water hyacinth, released *N. bruchi* into the Sacramento-San Joaquin Delta beginning in July 1982, and *N. eichhorniae* in 1982 or 1983. Although both weevils have become established in the Delta, there is no evidence that they have reduced water hyacinth there (Thomas & Anderson, 1983; L. Thomas, pers. comm., 1994).

Trigonotylus uhleri Reuter

The mirid bug *Trigonotylus uhleri* is native to the Atlantic coast of North America, where it is an herbivore specialist on cordgrass (*Spartina* spp.) commonly found on the smooth cordgrass *S. alterniflora*. It was first collected on the Pacific Coast by Curtis Daehler and Donald Strong in San Francisco Bay in 1993 (Daehler & Strong, 1995).

In San Francisco Bay, where *S. alterniflora* was introduced from the Atlantic in the early 1970s, *Trigonotylus* achieves higher densities on *S. alterniflora* than is typically observed on the Atlantic Coast, exceeding 10 individuals per culm (about 3,000/m²). These high densities, however, appear to have little impact on the plant's vegetative growth, lateral spread, inflorescence or seed production. *Trigonotylus* is also found on the native Pacific cordgrass *S. foliosa* (Daehler & Strong, 1995).

Trigonotylus seems likeliest to have been transported to the Pacific coast with cordgrass plants imported for erosion control or marsh restoration, possibly with the *Spartina alterniflora* introduced to San Francisco Bay, if that stock was imported as plants rather than seed.

ENTOPROCTA

Barentsia benedeni (Foettinger, 1887)

SYNONYMS: *Barentsia gracilis* of Mariscal, 1965
See Carlton, 1979a for other synonyms.

The distribution of this European entoproct in the northeastern Pacific is poorly known, as it has long been confused with the native *Barentsia gracilis*. *B. benedeni* has been recorded from San Francisco Bay since 1929 (as *Ascopodaria gracilis*, "*Barentsia* (=Pedicellina)", and *Barentsia gracilis*), at Lake Merritt, Palo Alto Yacht Harbor and Berkeley Yacht Harbor (Mariscal, 1965; Carlton, 1979a, p. 704). It was also collected in Australia in the 1940s (Wasson & Shepherd, 1995), from the Salton Sea in southern California in 1977 (Jebam & Everitt, 1982), from Coos Bay, Oregon since 1988 (Hewitt, 1993), and in the western Atlantic from Massachusetts in 1977-78 (Jebam & Everitt, 1982).

Barentsia benedeni was probably introduced to San Francisco Bay in ship fouling, or possibly as fouling on oysters shipped from Japan, where it has been reported in Matsushima Bay (Toriumi, 1944). *Barentsia* does not have planktonic larvae and have not been reported from ballast water (e. g. Carlton & Geller, 1993), although transport of adults on floating debris in ballast tanks might be possible.

Urnatella gracilis Leidy, 1851

Urnatella gracilis, the world's only freshwater entoproct, is native to North America from the northeastern and midwestern United States west to Texas and

Oklahoma. It was first found in Europe in 1939 in Belgium, and later reported from a few sites eastward to western Russia, perhaps derived from a second introduction via the Black Sea (Lukacsovics & Pécsi, 1967). It has also been reported from India (redescribed as *Urnatella indica*), Uruguay, central Africa, and Japan (Eng, 1977; Emschermann, 1987) and in a Florida canal in 1977 (Hull et al., 1980).

Urnatella was first found west of the Rocky Mountains in 1972-74 in the Delta-Mendota irrigation canal in the San Joaquin Valley (Eng, 1977). The canal runs south from the Delta, and *Urnatella* colonies were observed locally encrusting the concrete side-lining at 64 km and southward from the Delta. In earth-lined reaches *Urnatella* was found encrusting the shells of the Asian clam *Corbicula fluminea*, pebbles and debris, and rarely attached to the Black Sea hydroid *Cordylophora caspia*. Unattached single entoproct stalks, an asexual dispersal stage, were occasionally found in bottom sediments throughout the concrete-lined reaches. Markmann (1986) indicated that *Urnatella* was collected in the Delta between 1982 and 1984.

Emschermann (1987) reported that *Urnatella* produces heavily cuticularized segments that under disadvantageous conditions, such as in a low oxygen or low temperature environment, act as resting buds or hibernacula. The entoproct rarely reproduces sexually, but relies on asexual production of special propagation branches which, breaking off, serve as a free-living, creeping and floating migratory life stage. Since *Urnatella* frequently colonizes the shells of freshwater snails and bivalves (Lukacsovics & Pécsi, 1967; Eng, 1977; Hull et al., 1980) and the surface of some plants, such as cattails and reeds (Lukacsovics & Pécsi, 1967; Hull et al., 1980), it was likely transported to California with aquarium materials or ornamental plants.

BRYOZOA

Alcyonidium polyoum (Hassall, 1841)

SYNONYMS: *Alcyonidium mytili* O'Donoghue, 1923

In California *Alcyonidium polyoum* has been reported from Tomales Bay (Osburn, 1953), from San Francisco Bay on shells of the introduced Atlantic mudsnail *Ilyanassa obsoleta* (in 1951-52, Filice, 1959), and in Berkeley Yacht Harbor (Banta, 1963). We also observed it at Crown Beach in Alameda (in 1995) and on shells of the introduced Atlantic oyster drill *Urosalpinx cinerea* in Foster City Lagoon (in 1992).

In the Atlantic *A. polyoum* has been reported from northern Labrador and Nova Scotia to Chesapeake Bay, and from Brazil (Osburn, 1944). It has been collected on *Ilyanassa* shells in Delaware Bay oyster beds (Maurer & Watling, 1973) and in North Carolina oyster beds (Wells, 1961). Specimens also referred to *A. polyoum* have been recorded from cold boreal waters. In the Pacific Ocean these records are mainly from Puget Sound northward, including such locations as the offshore waters near Point Barrow, Alaska. It seems likely that two species are involved, and we consider the shallow, estuarine records in San Francisco and Tomales bays to represent an Atlantic bryozoan. *Alcyonidium* species have planktotrophic larvae,

which have been found in ballast water after a 14-day transoceanic voyage (JTC unpublished). *Alcyonidium* species, including *A. polyourum* (as *A. mytili*), have also been reported from fouling on ships (WHOI, 1952). Thus this bryozoan could be either a ballast water introduction, or a late introduction with oyster shipments or ship fouling.

Anguinella palmata van Beneden, 1845

AMBIGUOUS BRYOZOAN

In 1993-95 we found an arborescent, silt-covered ctenostome bryozoan in San Francisco Bay which was tentatively identified as *Anguinella palmata* by William Banta. We collected it from underneath floating docks at several locations (Point San Pablo Yacht Harbor and Loch Lomond Yacht Harbor in San Pablo Bay; San Leandro Marina, Mission Rock, Coyote Point and Pete's Harbor in the South Bay), and intertidally on rocks on the east side of Bay Farm Island in the South Bay. *A. palmata* is an Atlantic species known from England, Netherlands, Belgium, France, from Massachusetts to Florida, Puerto Rico and Brazil, and has been found in salinities ranging from 13 to 32 ppt (Osburn, 1944; Prenant & Bobin, 1956). In 1953 Osburn reported the first collections of *A. palmata* from the Pacific, made by the *Velero III* in 1933-42, from Zorritos Light, Peru; Panama City, Panama; Isabel Island, Mexico; and Newport Harbor and Seal Beach, California. It has also been reported from New Zealand (Gordon, 1967).

Anguinella palmata has been reported from ship hulls (WHOI, 1952), and was probably transported from the Atlantic in ship fouling. As it has lecithotrophic larvae, which spend but a brief time in the plankton, it is unlikely to have been introduced by ballast water.

Bowerbankia gracilis Leidy, 1855

CREEPING BRYOZOAN

SYNONYMS: (?) *Bowerbankia gracilis* of authors (in reference to certain Pacific coast estuarine populations); not (?) of Leidy, 1855 (author of *gracilis*, not O'Donoghue, 1926 as given in Soule et al., 1975)
(?) *Bowerbankia imbricata* of authors (in reference to certain Pacific coast estuarine populations); not (?) of Adams, 1800

We tentatively treat here the cosmopolitan fouling bryozoan *Bowerbankia gracilis* as introduced. Occurring in the western Atlantic from Greenland to South America (Osburn & Soule, 1953) in salinities down to 10 ppt (Osburn, 1944), to which region it may be native, it has been reported from many other parts of the world including Hawaii, India, England and Saudi Arabia (Soule & Soule, 1977, 1985). A number of subspecies and varieties have been described and these may either

represent a single variable species or some number of distinct species. For example, under the varietal names *typica*, *caudata* and *aggregata*, O'Donoghue & O'Donoghue (1923, 1926) reported *B. gracilis* from a number of British Columbia stations from the intertidal zone to 50 meters. Soule et al. (1980) report *B. gracilis* as occurring from Puget Sound to Baja California. Records north of central California, however, appear to be restricted to Puget Sound (a single collection of unreported date (Osburn & Soule, 1953) and Coos Bay (since 1970; JTC unpublished; Hewitt, 1993)). Osburn & Soule (1953) report it from collections (likely made in the 1940s) in Tomales Bay and Los Angeles Harbor; it remains abundant in Los Angeles and Monterey Harbors (Soule et al. 1980; Haderlie, 1969). Jebram & Everitt (1982) report a ctenostome as "*Bowerbankia* cf. *gracilis*" from the Salton Sea.

Although Light (1941) while reporting on encrusting estuarine communities in central California did not mention *Bowerbankia*, Smith et al. (1954) found it "extremely abundant on pilings" in the same region (which, based on knowledge of Smith's usual sampling sites, probably refers to San Francisco Bay), and Banta (1963) recorded it specifically from San Francisco Bay. Light and his students may have overlooked this organism, but perhaps a more likely scenario is its introduction into Tomales Bay with oyster shipments after the collecting reported by Light in 1941 (or into some other less well examined bay with oysters or in ship fouling anytime from the 19th century onward), followed by introduction into San Francisco Bay (again, after the collecting reported by Light) via coastal shipping or coastwise transport of fisheries products (e. g. with bait, or oysters shucked at a bayside restaurant with the shells discarded in the Bay, or spoiled oysters or crabs (we found *Bowerbankia* on the shell of a live crab in Humboldt Bay) dumped in the Bay). *Bowerbankia gracilis* is common on oyster beds in the western Atlantic (Wells, 1961; Maurer & Watling, 1973) and has been reported from ships' hulls (WHOI, 1952). Introductions of *B. gracilis* may continue with fisheries products (Miller, 1969, found a *Bowerbankia* sp. on seaweed shipped with lobsters to San Francisco) and conceivably as small colonies on floating debris in ballast water. Its lecithotrophic larvae are only briefly planktonic, and thus not likely to be successfully transported in ballast water.

Bugula "neritina" (Linnaeus, 1758)"

This conspicuous red-purple arborescent bryozoan has a broad global distribution in temperate, subtropical and tropical waters, including Japan, Hawaii, Australia, New Zealand, both coasts of Panama, Florida, North Carolina, the Mediterranean, and in the heated effluent from power plants in southern England where it was introduced before 1912 (Okada, 1929; Gordon, 1967; Ryland, 1971; Mook, 1976; Carlton, 1979a; Vail & Wass, 1981). Robertson (1905) and Osburn (1950) reported it as abundant and conspicuous in southern California with a northern limit in Monterey Bay, Carlton (1979a) reported its Pacific coast range as Panama to Monterey Bay, and Ricketts et al. (1985) reported it in fouling from Monterey south. However, its range appears to have recently expanded northward. Kozloff (1983) reported it in San Francisco Bay, stating that it was not native to the region, and we

commonly observed it there in 1993 and 1994. It has also been found on the hull of a wooden ship in Humboldt Bay (Carlton & Hodder, 1995), in Coos Bay, Oregon (Hewitt, 1993) and in Friday Harbor, Washington (M. DiMarco-Temkin, pers. comm., 1994).

Bugula neritina has been reported as a common member of fouling communities in harbors and bays, but has also been collected from offshore waters and open coast kelp beds on the Pacific coast. It seems likely that two or more species of red-purple *Bugula* are present, including both a native warm-water, open coast species and an introduced harbor fouling species.

The origin of this species is unknown, but it was most likely transported to the northeastern Pacific in hull fouling *Bugula neritina* has been frequently collected from ships' hulls (WHOI, 1952; Millard, 1952; Ryland, 1970), and is highly tolerant of mercury-based anti-fouling compounds (Weiss, 1947). Less likely, it might have alternatively been introduced with the few shipments of Atlantic oysters made to southern California in the 19th century (Carlton, 1979a, p. 97), as it has been reported from oyster beds in the Atlantic (Wells, 1961). Transport in ballast water is unlikely, since *Bugula neritina*, in common with other *Bugula* species, has coronate larvae that typically spend less than 10 hours in the plankton before settling (Soule et al., 1980; Woollacott et al., 1989), though transport as tiny colonies attached to floating material in ballast tanks, or as colonies attached to the sides of ballast tanks, might be possible.

Bugula stolonifera Ryland, 1960

SYNONYM: *Bugula californica* of Pacific coast authors in reference to certain harbor populations (see below)

The history of this North Atlantic bryozoan remains to be worked out in San Francisco Bay. Soule et al. (1980) reported that "the *Bugula californica* reported as a fouling organism from ports such as San Francisco Bay and Los Angeles Harbor has recently been recognized as *B. stolonifera*. Although very similar to *B. californica*, *B. stolonifera* is grayish and lacks the distinctive, whorled colony patterns." (Soule & Soule, 1977 (writing in 1975-1976) specifically do not list *B. stolonifera* for southern California stations.) Okamura (1984) reported *B. stolonifera*, identified by J. Soule, collected in 1982 from the Berkeley Marina. *Bugula californica* Robertson, 1905, remains a distinct species, apparently of more open marine conditions (Soule et al., 1980), and we thus take Robertson's (1905) report of *B. californica* from "Lands End, San Francisco Bay," which is located on the ocean side of San Francisco, to refer to *B. californica* rather than *B. stolonifera*.

We tentatively take Soule et al. (1980; writing in 1978) as the first record of *B. stolonifera* from San Francisco Bay, pending the re-examination of museum collections. A bryozoan reported as *B. californica* was present in Newport Harbor on dock piles at least by the 1940s (Osburn, 1950), while Reish (1972) reported *B. californica* to be widespread through Los Angeles-Long Beach Harbors, Alamitos Bay, Marina del Rey, Huntington Harbor, and Newport Bay, based upon collections

dating back to 1962. If *Bugula stolonifera* has not been present an unrecognized in San Francisco Bay for many decades, then it may have first become established in southern California harbors and entered the Bay region in the 1970s via coastal ship traffic.

Bugula stolonifera appears to be native to the northwestern Atlantic and has been introduced to Europe and the Mediterranean (Ryland, 1971), Panama (Soule & Soule, 1977) and Saudi Arabia (Soule & Soule, 1985). Records of *Bugula californica* in estuarine fouling communities elsewhere in the world (such as Brazil, Hawaii, and Japan (Marcus, 1937; Soule & Soule, 1967; Mawatari, 1956) likely refer to *Bugula stolonifera* as well. Soule & Soule (1967), in reporting *B. californica* from the Hawaiian Islands, noted it was "common as a fouling organism on dock pilings and boat hulls (and) it could presumably be spread by boats or floating logs." *Bugula californica* in the Galapagos Islands may represent a mixture of both the native marine species and *B. stolonifera*.

We regard *B. stolonifera* as a probable ship fouling introduction. As discussed under *B. "neritina"*, *Bugulas* are unlikely candidates for introduction in ballast water.

Conopeum tenuissimum (Canu, 1908)

SYNONYMS: probably include *Conopeum commensale* of Filice, 1959 and of Aldrich, 1961 (north Bay estuarine stations)

This very common western North Atlantic bryozoan occurs in fouling communities, on oyster shells, eelgrass, and many other estuarine substrates from Delaware Bay to the Gulf of Mexico (Dudley, 1973). It was first described as a Holocene subfossil from Argentina (Dudley, 1973) and has also been recorded from West Africa (Cook, 1968) and Sydney, Australia (Vail & Wass, 1981). On the Pacific coast *Conopeum tenuissimum* has been identified by Patricia Cook from San Francisco Bay (collected since 1951-52; Carlton, 1979a,b) and from Coos Bay, Oregon (collected since 1970; JTC, unpublished). Light's (1941) record of "*Membranipora*" as a summer invader of Lake Merritt, Oakland, could refer to either or both of *C. tenuissimum* and the cryptogenic species *C. reticulum*, as could the U. S. Navy's (1951) report of "*Electra* sp." on fouling panels at Mare Island in 1944-47 and at Port Chicago in 1945-47.

We collected a *Conopeum* that we tentatively identify as *tenuissimum* on docks in the brackish northern part of San Francisco Bay in 1993-1994, where it was particularly conspicuous overgrowing masses of the introduced hydroid *Garveia franciscana*, and in scattered, small colonies on docks throughout the northern, central and southern parts of the Bay after the wet spring of 1995.

Conopeum tenuissimum has planktotrophic larvae and thus might have been introduced in ballast water. Alternatively it could have been introduced in ship fouling or with Atlantic oysters (with which it occurs; Maurer & Watling, 1973), perhaps as early as the 19th century.

Cryptosula pallasiana (Moll, 1803)

This Atlantic bryozoan has been reported in the eastern Atlantic from Norway and Great Britain to Morocco and in the Mediterranean and Black Seas (Osburn, 1952; Ryland, 1971, 1974), in the western Atlantic from Nova Scotia to North Carolina (Osburn, 1952) and Florida (Winston, 1982), and has been introduced to Japan (Mawatari, 1963), New Zealand (Gordon, 1967) and Australia (Ryland, 1971; Vail & Wass, 1981). Osburn (1952) noted that it was not recorded by early Pacific coast bryozoan workers (except for a single questionable 1925 record from Homer, Alaska). Between 1943 and 1972 it was reported from various southern California bays, from offshore southern California waters to 35 meters depth, and from Mexican waters. It was collected from Monterey Bay in 1952, Vancouver Island, British Columbia in 1970, Bodega Harbor in 1975 (Carlton, 1979a, p. 720) and Coos Bay, Oregon in 1988 (Hewitt, 1993). The U. S. Navy (1951) reported a *Cryptosula* sp. (presumably *pallasiana*) from Hunters Point Shipyard in San Francisco Bay in 1944-47, Banta (1963) reported *C. pallasiana* from the Berkeley Yacht Harbor in 1963 (believing it to be the first central California record), and we observed small colonies on shells and floating docks at a few scattered sites in San Francisco Bay in 1994-95.

Cryptosula was likely introduced to the eastern Pacific either as hull fouling or with shipments of Atlantic oysters, with which it occurs on the Atlantic coast (Wells, 1961). It has lecithotrophic larvae that spend a very short time in the plankton, and thus is a poor candidate for interoceanic transport by ballast water.

Schizoporella unicornis (Johnston, 1847)

SYNONYMS: *Schizopodrella unicornis*

This conspicuous, orange-colored, western Pacific encrusting bryozoan was not reported on the eastern Pacific coast by early bryozoan workers, as noted by Osburn (1952). It has been reported in various embayments and shore locations in Washington state since 1927, in California since 1938, in British Columbia since 1966 (Carlton, 1979a, p. 723), and in Coos Bay, Oregon since 1986 (JTC, unpublished). *S. unicornis* has also been reported from Baja California and the Galapagos, and from offshore sites in southern California, but as discussed by Carlton (1979a), these and some other southern California records may be properly referred to the Atlantic species *S. errata*, or to a third *Schizoporella* species.

In San Francisco Bay *Schizoporella unicornis* was recorded from the Berkeley Yacht Harbor in 1963 (Banta, 1963), and we collected it from various locations in the Bay in 1970 and 1993-95. Though we never found it abundant, Kozloff (1983) described it as the most common encrusting bryozoan in the Bay. It is often found encrusting on shells and has been frequently reported as fouling on ship hulls (WHOI, 1952), and thus may have been introduced to the northeastern Pacific either with shipments of Japanese oysters (*Crassostrea gigas*) or as hull fouling. Like many

other bryozoans, it has lecithotrophic larvae with a brief planktonic phase, and is unlikely to have been carried across the Pacific in ballast water.

Victorella pavid Kent, 1870

This "cosmopolitan" bryozoan has been reported from many, widely-dispersed sites and from the bottoms of vessels. Reviewing its global distribution, Carlton (1979a) suggested that it was native to the Indian Ocean and introduced via hull fouling to Europe (first reported in the late 1860s), eastern North America (by 1920), Japan (by 1943) and eastern South America (by 1947). A 1955 record from the Salton Sea has now been recognized by Jebram & Everitt (1982) as representing a distinct species, *Victorella pseudoarachnida*.

It was collected in Lake Merritt in San Francisco Bay in 1967, though relatively inconspicuous mats of *Victorella* could have been present for many years before they were noticed. Thus this introduction could have resulted from the importation of Japanese oysters (in the 1930s), from the importation of Atlantic oysters (from the 1870s to the 1930s), or from transport as hull fouling (it has been reported from the bottoms of boats; Osburn, 1944). Transport in ballast water is unlikely, as *Victorella*'s lecithotrophic larvae are only briefly planktonic.

Watersipora "subtorquata (d'Orbigny, 1852)"

Since the 1960s two species of *Watersipora* have appeared in California where none were previously known. These species are distinguished from each other by the shape of the proximal border of the aperture, with the border curving into the aperture in *W. arcuata* (= *nigra*) and curving outward to form a sinus in *W. "subtorquata"*. The identification of the latter species remains uncertain (the one or more species with a sinusoid aperture have been variously referred to *W. subtorquata*, *subovoidea*, *cucullata*, *atrofusca*, *aterrima* and *edmundsi*) due to the variability in the characters used to distinguish sinusoid species and the unstable taxonomy of the genus (Gordon (1989), for example, referred to it as "a taxonomic 'can of worms'").

W. arcuata was collected in southern California embayments from San Diego to Santa Monica beginning in 1964 (although the first collection is reported in the literature as 1967; W. Banta, pers. comm., 1994). *W. "subtorquata"* was first collected in southern California in 1963 (although the first clear report of its collection in the literature is 1989; W. Banta pers. comm., 1994), in Drakes Estero in 1984 (J. Goddard, pers. comm., 1995) and in Coos Bay, Oregon in 1990 (C. Hewitt, pers. comm., 1990) (where, however, we did not find it in 1995). We found *W. "subtorquata"* in San Francisco Bay in 1992, and in Bodega Harbor, Tomales Bay, Half Moon Bay, Moss Landing Harbor and Monterey Harbor in 1993-95. In San Francisco Bay it was common as flat circular colonies on docks and rocks in the South and Central bays and the southern part of San Pablo Bay, and growing in 10 cm thick "reefs" on docks

near the mouth of San Francisco Bay in 1993 and 1994. After an unusually wet spring, we found only dead or dying colonies in San Francisco Bay in 1995.

Watersipora specimens with a sinusoid aperture, belonging to one or more species, have been reported from many parts of the world. The native region of *W. "subtorquata"* is thus unknown, although its distribution and spread suggests the northwest Pacific as the likeliest origin, with populations introduced (if these are the same species) to American Samoa, Hawaii, the Galapagos Islands, western Mexico, Australia, New Zealand, the Caribbean, Brazil, the Mediterranean, the Red and Arabian seas and the Atlantic coast of France. *Watersipora* species have coronate larvae which remain in the plankton for less than a day before settling (Mawatari, 1952; Wisely, 1958), and thus could not have been transported long distances as larvae in currents or in ballast water. Transport as fouling on ship hulls seems most likely, as *Watersipora* has been frequently found both in fouling and on ship bottoms (WHOI, 1952; Ryland, 1970), and is highly tolerant of copper-based anti-fouling compounds (Weiss, 1947; WHOI, 1952; Allen, 1953; Ryland, 1970).

Zoobotryon verticillatum (Delle Chiaje, 1828)

SYNONYMS: *Zoobotryon pellucidum*

The origin of this subtropical ctenostome bryozoan is unknown. Alice Robertson (1905) reported it in Japan, Hawaii and in abundance in Madras Harbor, India, and noted that it occurred in abundance in San Diego Bay in the summer of 1905, where, "in water of 10 or 12 feet deep, it grew in luxuriant masses of a green tint, the whole resembling clumps of freshly cut hay" (Robertson, 1921). Such large colonial masses (to 1 m x 2 m) can still be found in San Diego and Mission bays, colonized by anemones and shading out and killing eelgrass (A. Sewell, pers. comm., 1995). Osburn (1940; cited in Osburn, 1953) described it as circumtropical, and added records from the Mediterranean, Bermuda, Florida, Puerto Rico, the Gulf of Mexico and Brazil. Soule et al. (1980) report its northeastern Pacific ranges as extending from San Diego to the Gulf of California and Central America, and "in recent years" in harbors north to Los Angeles. It has also been collected in New Zealand (Gordon, 1967) and Australia (Vail & Wass, 1981).

Zoobotryon was collected in Redwood Creek in South San Francisco Bay in 1993, where it was abundant and producing active larvae (K. Wasson, pers. comm.). It is a common hull fouling organism in warm waters (WHOI, 1952; Ryland, 1970), which was its likely mechanism of introduction to California.

CHORDATA: TUNICATA

Ascidia sp.

This introduced tunicate of unknown origin has been collected off and on since 1983 in harbors from San Diego to Los Angeles (G. Lambert, pers. comm., 1995),

and in 1993-94 we found it (identified by G. Lambert), sometimes very abundant in fouling on floating docks, from Richmond to San Leandro on the east shore and from Redwood Creek to Pier 39 on the west shore of San Francisco Bay. We know of only one earlier record of an *Ascidia* species in San Francisco Bay, which was collected at Tiburon and possibly in the Berkeley Marina in 1981 (B. Okamura, pers. comm., 1995). The specimens, no longer extant, were identified at the time as the native species *A. ceratodes*.

Ascidia species have been reported from ship fouling (Stubbings, 1961) which may have been the transport mechanism for this species. Alternatively, it may have arrived via ballast water, since some solitary ascidians have planktonic stages (from fertilized egg through tadpole) that last two weeks or more (as discussed below under *Ciona intestinalis*). In San Francisco Bay we sometimes found the amphipod *Leucothoe* sp., here considered to be introduced, living within the body cavity of this *Ascidia*.

Botryllus schlosseri (Pallas, 1774)

Botryllus aurantius Oka, 1927 (= *Botrylloides violaceus*)

Botryllus sp. (large zooid) (= *Botrylloides* sp.)

We consider at least three species of botryllid ascidians to be introduced into San Francisco Bay. All three are locally common to abundant members of Bay fouling communities, sometimes forming extensive gelatinous masses. The genus- and species-level systematics of the common, harbor-dwelling, fouling botryllids are matters of considerable complexity (Carlton, 1979a; Monniot & Monniot, 1987; Monniot, 1988) and the species-level identification of all three of the species treated here remains uncertain or unknown. Most American literature refers the common fouling species to two genera, *Botryllus* and *Botrylloides*. Monniot & Monniot (1987) and Monniot (1988) have, however, discussed the purported distinctions between these two genera and offer compelling reasons why *Botrylloides* should be synonymized under *Botryllus*, an approach we follow here.

A common botryllid of San Francisco Bay with star-shaped or oval clusters of zooids we tentatively refer to as *Botryllus schlosseri*, a common North Atlantic species which Van Name (1945) regarded as native to Europe and introduced to the western Atlantic in ship fouling. This species has up to about 20 functional zooids arranged in stellate clusters around a central, common exhalant opening. Morphologically, it is virtually identical to the *B. schlosseri* of Long Island Sound (JTC pers. obs.; C. Hewitt, pers. comm., 1992).

A second botryllid found in San Francisco Bay, also with star-shaped or oval clusters of zooids, keys out to *Botryllus tuberatus* Ritter & Forsyth, 1917 (S. Cohen, pers. comm., 1994). Van Name (1945) reported this species, described from Santa Barbara, to be confined to southern California. Abbott & Newberry (1980) reported its occurrence from Bodega Bay to San Diego and in Japan, in the Philippines, on the Asian mainland, and on several Pacific islands. We consider this botryllid, at least in central California, to be cryptogenic.

Yet another botryllid, also very common in San Francisco Bay, has dozens of small zooids arranged in meandering (serpentine) chains and appears identical to Coos Bay material that Hewitt (1993) referred to the Japanese native *Botrylloides violaceus* Oka, 1927. Boyd et al. (1990) also identified Monterey Bay material as *Botrylloides violaceus*. Monniot (1988, p. 169) has noted that the name "*violaceus*" for a botryllid is preoccupied at least twice before Oka's usage, and that the proper name for this species is *Botryllus aurantius*. This species is illustrated in Morris et al. (1980), figure 12.30, based upon a slide taken by JTC ("J. Carlson") at Nahcotta, Willapa Bay, Washington.

Finally, we collected another botryllid with chain zooids in San Francisco Bay in 1993 and 1994, but with each zooid typically twice the size of those in *B. aurantius*. This appears to be a fourth species (S. Cohen, pers. comm., 1993). It is illustrated in Kozloff (1983; plate 29, as *Botrylloides*) based upon material from San Francisco Bay.

The failure of Van Name (1945) to record any botryllid sea squirt north of southern California, and its absence from all faunal accounts of the marine invertebrate biota of the Pacific coast from Monterey Bay north until the mid-1940s, suggests that these now extraordinarily abundant sea squirts have been introduced. *Botryllus schlosseri* was first recorded in San Francisco Bay from fouling panels at the Mare Island and Hunters Point naval bases in 1944-1947 (US Navy, 1951), although it evidently remained sufficiently rare or localized in the Bay to escape the attention of Smith et al. (1954). *Botryllus aurantius* was present in San Francisco Bay by at least 1973 (JTC, pers. obs.). *Botryllus* sp. ("large zooid") was photographed at the Berkeley Marina by Eugene Kozloff in the late 1970s or early 1980s (Kozloff, 1983, plate 29; E. Kozloff, pers. comm., 1994).

Botryllus species have frequently been reported from ship fouling (WHOI, 1952). *Botryllus schlosseri* was introduced to the Bay either with Atlantic oysters or on ship fouling. *Botryllus aurantius* may have been introduced with Japanese oysters or on ship fouling (although the latter would not have been a likely mechanism from Japan until after World War II, further suggesting a post-1940s arrival if with ships). *Botryllus* sp. may also have entered with Japanese oysters or ship-fouling. No similar large-zooid botryllid is known from the American Atlantic coast.

The distribution of all three of these species remains to be worked out on the Pacific coast. Tunicates similar to *Botryllus schlosseri* are known from at least Monterey Bay to British Columbia (Boyd et al. 1990; Carlton, 1979a; Hewitt, 1993; JTC, pers. obs.). Tunicates similar to *Botryllus aurantius* are known from Monterey Bay to British Columbia (Boyd et al., 1990; Carlton, 1979a; JTC, pers. obs.) and may now be present in southern California as well (Carlton, 1979a). The large-zooid *Botryllus* is at present known only from San Francisco Bay and Pillar Point Harbor in Half Moon Bay, San Mateo County.

Ciona intestinalis (Linnaeus, 1767)

SEA VASE

Ciona intestinalis is one of the most widely distributed ascidians in the world, recorded from the tropics to the subarctic. It was first described from Europe and

appears to be native to one or both sides of the North Atlantic Ocean. It was reported in the northeastern Pacific at San Diego in 1897, followed decades later by collections in San Francisco Bay in 1932, Newport Bay in 1934, several other southern California bays from the 1950s to the 1970s, and Monterey Harbor in 1974 (Carlton, 1979a, p. 732). There are intermittent records from Vancouver Island, British Columbia in 1908-09, the 1930s (Carlton, 1979a) and in recent years (G. Lambert, pers. comm., 1995). As discussed by Carlton (1979a), there are no records of *C. intestinalis* from Oregon, and the few Washington and Alaska records are doubtful.

Ciona intestinalis is a common fouler of ships (WHOI, 1952; Stubbings (1961) provides a photograph of a ship in drydock whose hull is completely covered by *C. intestinalis*), which was probably the initial means of transport to the Pacific coast. Later introductions could have occurred via ballast water: although the ascidian larval phase, known as a tadpole, typically lasts only a few hours, some solitary ascidians including *Ciona intestinalis* have total planktonic phases (from release of gametes through settlement of tadpole) that can last two weeks or more. Carlton & Geller (1993) found ascidian tadpole larvae in the ballast water of five Japanese wood chip carriers that had completed transpacific voyages of 13 to 16 days, some of which were reared to *Ciona* sp. (JTC, unpublished). Carlton & Geller (1993) also found metamorphosed ascidians settled on floating wood chips in their ballast water samples.

In San Francisco Bay we have found the amphipod *Leucothoe* sp., here considered to be introduced, living within the body cavity of *Ciona*.

Ciona savignyi Herdman, 1882

In our survey of San Francisco Bay fouling in 1993-94 we found both *Ciona savignyi* (identified by G. Lambert) and *C. intestinalis*, the former distinguished from the latter by the presence of flecks of white or yellow pigment in the body wall and the absence of any red pigment at the end of the vas deferens. Like *Ciona intestinalis*, *C. savignyi* was likely transported to San Francisco Bay as ship fouling or in ballast water. It has been collected from Long Beach and other southern California marinas by C. Lambert since 1986, when it already was abundant, and is now found from San Diego to Santa Barbara. It is probably native to Japan (G. Lambert, pers. comm., 1995).

Molgula manhattensis (DeKay, 1843)

This tunicate occurs on both sides of the North Atlantic Ocean, from Maine to Louisiana (Van Name, 1945) and from northern Norway to Portugal (Millar, 1966). Van Name (1945) reported it as the commonest solitary tunicate on the coast between Massachusetts and Chesapeake Bay. It was first recorded in the Pacific from Tomales Bay in 1949, was "widespread in San Francisco Bay in the 1950s," and collected in Coos Bay, Oregon in 1974, and in Bodega Bay (Abbott & Newberry, 1980). As noted by Carlton (1979a), there is also a questionable record from San Felipe in

the Gulf of Mexico. It has also been introduced to Europe from the White Sea to the Adriatic Sea, northwestern Africa, Japan and Australia (Abbott & Newberry, 1980).

In San Francisco Bay, *Molgula* has been collected from the South Bay, along the eastern shore of the Central Bay, in San Pablo Bay and upstream to Martinez and Grizzly Bay, at concentrations of up to 100-2,400/square meter (Hopkins, 1968; Markmann, 1986). Ganssle (1966) reported it (as *M. verrucifera*) in 1963-64 as "so abundant in San Pablo Bay bottom tows that it was impossible to haul the trawl aboard by hand." It is apparently the most low-salinity-tolerant tunicate in the Bay: it ranges further upstream than the others and was virtually the only tunicate we collected in the Bay in the summer of 1995 following an unusually wet spring. It is also reputed to be highly tolerant of municipal and industrial pollution (Van Name, 1945; Carlton, 1979a; Abbott & Newberry, 1980).

Molgula could have been transported to central California in ship fouling (from which it has been frequently reported; WHOI, 1952), with oyster shipments (Wells (1961) and Maurer & Watling (1973) reported *Molgula manhattensis* from Atlantic oyster beds, and we have often found it attached to shells dredged from the bottom of San Francisco Bay; eastern oysters (*Crassostrea virginica*) were being planted in both Tomales and San Francisco bays in the 1940s), or, as discussed above under *Ciona intestinalis*, in ballast water.

Styela clava Herdman, 1881

SYNONYMS: *Styela barnharti*

Styela clava is native to the western Pacific from the Sea of Okhotsk south to Shanghai, and though present in California since at least the 1930s was not recognized as the Asian species until the 1970s. It was collected at Newport Bay in 1932-33, in Elkhorn Slough (a single small specimen) in 1935, in San Francisco Bay in 1949, in Mission Bay in 1959, in Monterey Harbor in 1961, in several bays from San Diego to Morro Bay in the early 1970s, in Coos Bay, Oregon in 1993-94 (R. Emlet, A. Moran, pers. comm.), and in 1994-95 at a marina north of Nanaimo, British Columbia, but not at other sites on the eastern shore of Vancouver Island (G. Lambert, pers. comm., 1995). It has also been introduced to northwestern Europe, northeastern United States and Australia (Abbott & Newberry, 1980).

Styela clava is a common fouling organism in harbors and may have been transported to the Pacific coast as ship fouling. However, since it has also been reported from fouling associations in Japanese oyster farms (Carlton, 1979a) and Japanese oysters (*Crassostrea gigas*) were planted in Elkhorn Slough from 1929-1934 (Bonnot, 1935b), it could have crossed the ocean with oyster shipments and been transported to Newport Bay with coastal shipping. As noted above under *Ciona intestinalis*, it could also have been introduced in ballast water.

Styela clava is harvested and eaten in southern Korea, where it is called "mideuduck." In Japan it has been blamed for an asthmatic condition in oyster shuckers, apparently caused by an allergenic reaction when *Styela*-fouled oysters are hammered open in poorly-ventilated work areas. (Abbott & Newberry, 1980).

VERTEBRATES

FISH

Acanthogobius flavimanus (Temminck & Schlegel, 1845) [GOBIIDAE]

YELLOWFIN GOBY, MAHAZE

The yellowfin goby is native to Japan, South Korea and China where it ranges from marine into fresh water near sea level (Brittan et al., 1963; Haaker, 1979). It is reportedly catadromous in Japan, moving downstream onto saline mudflats to spawn (Herbold & Moyle 1989).

The first yellowfin goby in California was collected in Jan. 1963 in a midwater trawl in the San Joaquin River off Prisoners Point, Venice Island. The fish measured 155 mm total length, and was estimated to be entering its second year (Brittan et al., 1963). Brittan et al. (1963) suggested that the goby was transported across the Pacific in the fouled seawater system of a ship, and Haaker (1979) suggested the possibility of transport as eggs laid on fouling organisms on ships' hulls. Eschmeyer et al. (1983) proposed transport in ballast water or with live seed oysters (presumably as eggs). However, except for occasional experimental plants, Japanese oysters have not been planted in San Francisco Bay since the 1930s (Carlton, 1979a).

The goby was widespread throughout the Bay and Delta area by 1966 (Brittan et al., 1970) and is now well established in central and southern California (Eschmeyer et al., 1983). Common throughout the Bay and Delta, it has been collected from: lagoons around the Bay such as Foster City Lagoon, Berkeley Aquatic Park and Lake Merritt, and the salt ponds at Alviso; the Delta north to the Sacramento Ship Channel almost to the Port of Sacramento, and south to the Tracy Pumping Plant and the Stockton Deepwater Channel; the Delta-Mendota Canal at Newman, and the San Luis Reservoir in Merced County; and Contra Loma Reservoir in Contra Costa County (Brittan et al., 1970; McGinnis, 1984; ANC & JTC, pers. obs.). It was reported from Elkhorn Slough (Kukowski, 1972) and Tomales Bay and Estero Americano (Miller & Lea, 1976), and one specimen was collected from Bolinas Lagoon (Brittan et al., 1970). McGinnis (1984) reported that it was expanding its range in central coastal California.

In southern California the yellowfin goby was photographed in Los Angeles Harbor on Sept. 22, 1977 and collected from Long Beach Harbor on Mar. 29, 1978. It has also been collected from Upper Newport Bay and the San Gabriel River (Haaker, 1979), and south as far as San Diego and perhaps into Mexico (Courtenay et al., 1986). The largest specimen reported in California, with a total length of 234 mm, was taken from Berkeley Aquatic Park (Brittan et al., 1970). The goby has also been introduced to Sydney Harbor, Australia (Miller & Lea, 1976).

The goby is considered a delicacy in Japan (Eschmeyer et al., 1983), but in the Bay Area it is known to be used only for bait, primarily for striped bass. It supports a commercial trap fishery, and individual anglers catch it by hook-and-line.

Alosa sapidissima (Wilson, 1811) [CLUPEIDAE]

AMERICAN SHAD, ATLANTIC SHAD

SYNONYMS: *Clupea sapidissima*

Shad are native to the Atlantic coast from Labrador to Florida (Page & Burr, 1991). They were the first fish successfully introduced into California. In June 1871, about 10,000 Hudson River shad fry, which had been carried across the country in four 8-gallon milk cans by Seth Green of the California Fish Commission, were planted in the Sacramento River at Tehama (Lampman, 1946). A second shipment was lost in June 1873 when a railroad bridge over Nebraska's Elkhorn River collapsed and the aquarium car was destroyed. A third shipment of 35,000 fry was successfully planted on July 1873. The U. S. Fish Commission made several other shipments from 1876 to 1881, with all the fry, totaling 829,000, planted in the Sacramento River at Tehama (Skinner, 1962; Stevens, 1972; Nidever, 1916, and Shebley, 1917, report the total as 619,000). A few mature shad were taken from San Francisco Bay by 1873, and shad were found in the Columbia River by 1876. (Nidever, 1916; Shebley, 1917). The population spread rapidly to other estuaries from Baja California to Alaska and as far away as Kamchatka, through a combination of ocean migration and intentional transplants (Herbold et al., 1992).

Several researchers have suggested that shad and striped bass did well in the Delta watershed in the late 1800s because their drifting eggs were not smothered by sediment from gold mining operations, as presumably were the sinking or attached eggs of native fish; and because they spawned in the main river channels while the native salmonids spawned in smaller tributary streams that were more extensively disrupted by mining activities (Herbold et al., 1992; Blount, 1994). In any event by 1874 shad were numerous enough to support a small commercial harvest, and by 1880 the "catch had to be curtailed to keep from glutting the market" (Skinner, 1962). Between 1900 and 1945 the catch was frequently over a million pounds, peaking at 5.7 million pounds in 1917 (Skinner, 1962; Herbold & Moyle, 1989). By 1953, however, Roedel described the shad as a minor commercial species taken with gill and trammel nets with Pittsburg accounting for most of the landings, which totaled about 0.4-1.3 million pounds annually during the 1950s (Skinner, 1962). It is unclear, however, whether the reduced catch was due to a declining stock or a weak market. Most of the sport fishing at that time was done with dipnets, and was referred to as the "bump net" fishery. The commercial fishery was eliminated in 1957 when the California legislature banned gill-net fishing within the Golden Gate to avoid competition with sportfishing.

In the early decades of the fishery virtually all of the shad were sold in local fresh markets. Then for a while after 1912 most of the fish were salted and exported

to China (Nidever, 1916). By the 1950s most of the meat was again sold fresh, though the main value of the fishery was in the roe, which was salted, canned or sold fresh (Roedel, 1953).

Today, spawning runs are found on the Sacramento, Feather, Yuba, American, Mokelumne, Stanislaus and San Joaquin rivers in the Delta watershed, and in the Russian, Eel and Klamath rivers in northern California. There are also shad in Millerton Lake in Fresno County, San Luis Reservoir in Merced County, and in other waters of the Central Valley irrigation system (McGinnis, 1984). Stevens (1972) reported "crude" estimates of over 750,000 shad running on the Sacramento River based on trap data, and between 2 and 4 million fish based on past commercial catch records. Herbold et al. (1992) reported estimates of 3.04 million fish in 1976 and 2.79 million in 1977 on the Sacramento River, with populations probably 2-3 times as large early in the century. Emmett et al. (1991) estimated the combined run in all Delta tributaries at 0.7-4.0 million shad per year.

Studies have shown adult shad to be wide-ranging travelers, with some individuals caught 3,000 km from the tagging site (Emmett et al., 1991), but little is known of their life in the Pacific Ocean. The males usually mature in three years and the females in four. The mature fish migrate upstream between February and June, with the peak migration occurring in March or April. Before the construction of the Red Bluff Dam in 1967, some shad traveled more than 300 miles up the Sacramento River (Nidever, 1916; Smith & Kato, 1979). Most spawning takes place between April and June, with temperatures generally between 14° and 24°C, although spawn survival is poor at the higher temperatures. On the Pacific coast most adults die after spawning, which may be related to high water temperatures (Stevens, 1972; Moyle, 1976a; Emmett et al., 1991).

Moyle (1976a) reports that spawning females release 30,000-300,000 eggs (on the Atlantic coast, shad are reported as spawning 116,000 to 4,680,000 eggs (Skinner, 1962)). The eggs can tolerate 7.5-15 ppt salinity depending on temperature, with optimal temperatures of 16-27°C, and hatch in 3-6 days (Emmett et al., 1991). Juveniles are found in abundance in the Delta in late summer and fall, with most moving downstream into brackish water by the winter (Skinner, 1962; Moyle, 1976a).

Young shad are reported to feed on zooplankton, primarily cladocerans and copepods, with adults in the Delta feeding on *Neomysis mercedis*, along with cladocerans, copepods and amphipods, and an occasional clam or larval fish. The adults cease feeding once they enter the main rivers (Stevens, 1972; Moyle, 1976a). The stomachs of coastal shad were found to contain anchovies and euphausiids (Skinner, 1962). Juvenile shad are prey for salmonids, striped bass, other fish, birds and harbor seals (Emmett et al., 1991).

Curtis (1942) stated that "no detrimental effects are reported for this fish...It seems to be possible to point to this species as the one case which has caused no complaint from any quarter. It has apparently found an ecological niche which was not only completely unoccupied but also large enough to accommodate an enormous population." Emmett et al. (1991) concluded that the introduction of shad "does not appear to have displaced natives, but competition may occur."

Ameiurus catus (Linnaeus, 1758) [ICTALURIDAE]

WHITE CATFISH, SCHUYLKILL CAT, FORKED-TAIL CATFISH, COMMON CATFISH

SYNONYMS: *Ictalurus catus*

White catfish are native to coastal streams from New York to Mississippi (Page & Burr, 1991). In 1874 Livingston Stone of the U. S. Fish Commission planted 54 (or 56) large white catfish from the Raritan River, New Jersey (along with 18 unidentified catfish from the Elkhorn River in Nebraska) in the San Joaquin River near Stockton (Smith, 1896; Shebley, 1917). In 1875, the California Fish Commission reported that these fish had grown rapidly and spawned, and predicted that they would be numerous enough to support a commercial fishery by the following year. By 1877 the Commissioners reported that the descendants "already furnish an important addition to the fish food supply of the city of Sacramento" and had 8,400 of them distributed to water bodies in 13 counties. In 1879, the Commissioners reported that white catfish had increased to the millions and furnished "an immense supply of food," and they had 39,000 of them distributed to 22 counties (Smith, 1896). By 1900 the fishery was large enough to ship catfish to Mississippi (Cohen, 1993). The commercial fishery was abolished in 1953 when the catfish population appeared to be overfished (Miller, 1966a; Borgeson & McCammon, 1967).

The white catfish occurs in San Diego County and possibly other parts of southern California, and in Clear Lake, and is common in warm water lakes and slow moving areas of large rivers in the Central Valley (Curtis, 1949; McGinnis, 1984). It is said to be the most popular warmwater sportfish in California (Herbold & Moyle 1989), with the angling effort in the Delta in 1962-1963 estimated at almost 450,000 angler days (Miller, 1966a). It is the most abundant species of catfish in the Delta, accounting for 97% of 26,000 catfish collected in the Delta in 1963-1964. Young white catfish were taken mainly in channels in the southern and eastern Delta; adults were most abundant in dead-end sloughs, flooded islands, and the San Joaquin River below Stockton (Turner, 1966a). The white catfish also occurs downstream to Suisun Bay in salinities of 8 ppt (Ganssle, 1966; Herbold & Moyle 1989).

White catfish collected from Clear Lake in 1943 had eaten hitch, sculpin, bluegill, tule perch, black crappie, frogs, insects, clams, and the remains of carp and coot (Miller, 1966a). The stomachs of white catfish collected in 1953-1954 from the Delta contained *Corophium*, American shad, plant and animal debris, unidentified fish, insects, clams, the crayfish *Pacifastacus*, and *Neomysis* (Borgeson & McCammon, 1967). The stomachs of catfish collected in 1963-1964 from the Delta contained several introduced fish and invertebrates (threadfin shad, American shad, striped bass, bluegill, *Corbicula fluminea*, *Rithropanopeus harrisi*) and other interesting food items (terrestrial slugs, earthworms, small birds and mammals, a lizard, a pair of coot feet) (Turner, 1966a). Curtis (1942) described the white catfish and the brown bullhead as "scavengers and to some extent predators upon the eggs

and young of many other fish." He and Smith (1896) noted that some believed them responsible for the decline in Sacramento perch (which others have blamed on introduced striped bass, black bass or sunfish), and that they inhibit trout populations in high mountain waters. BDOC (1994) noted that white catfish can destroy the spawning sites of native fish by preying on eggs, larvae and juveniles.

Ameiurus melas (Rafinesque, 1820) [ICTALURIDAE]

BLACK BULLHEAD

Synonyms: *Ictalurus melas*

Black bullhead originally ranged from southern Saskatchewan and Montana to the upper tributaries of the St. Lawrence River and Hudson Bay, and south to Texas, northern Mexico and Alabama (Page & Burr, 1991). They were probably introduced to California along with several other species of catfish in 1874 (Miller, 1966c; Moyle, 1976b). They are present in most major rivers and in some low and middle elevation reservoirs in California, often in shallow and silty water, including the Colorado, Kern and Kings rivers (Curtis, 1949; Miller, 1966c; McGinnis, 1984), and are reported as common in the Delta (Herbold & Moyle, 1989). In 1963-1964 only 100 out of 26,000 catfish (0.4%) collected in the Delta were black bullhead, with most of them taken from the quiet waters of dead-end sloughs in the eastern and southwestern Delta (Turner, 1966a); one was collected downstream in Honker Bay (Ganssle, 1966). Black bullhead are exceptionally tolerant of high water temperatures, low oxygen and high carbon dioxide levels. They eat insects, crustaceans, worms, mollusks, fish eggs, fish and plants (Miller, 1966c; McGinnis, 1984).

Ameiurus natalis (Lesueur, 1819) [ICTALURIDAE]

YELLOW BULLHEAD

Synonyms: *Ictalurus natalis*

Yellow bullhead originally ranged from North Dakota to the St. Lawrence River drainages and south to eastern Oklahoma, Texas and northern Mexico (Page & Burr, 1991). Neale (1915) and Moyle (1976b) reported them introduced into California in 1874, although Miller (1966d) reported them introduced to the Colorado river "before 1942" but absent elsewhere in California.

They are now reported as common in the Colorado River and rare in warm, clear, low elevation waters elsewhere in California and in the Delta (McGinnis, 1984; Herbold & Moyle 1989). The yellow bullhead is basically a stream dweller, and feeds on fish and crayfish more than do other bullheads (McGinnis, 1984).

Ameiurus nebulosus (Lesueur, 1819) [ICTALURIDAE]

BROWN BULLHEAD, COMMON BULLHEAD, HORNED POUT, HORNPOUT, SQUARE-TAIL CATFISH, BULLHEAD CATFISH

Synonyms: *Ictalurus nebulosus*

Brown bullhead originally ranged from southern Saskatchewan, the Great lakes, Hudson Bay and Nova Scotia south to Louisiana and Florida (Page & Burr, 1991), and have been introduced widely in western North America (Emig, 1966e). In 1874 Livingston Stone of the U. S. Fish Commission planted 70 brown bullhead from Lake Champlain, Vermont in ponds and sloughs near Sacramento (Smith, 1896; Shebley, 1917). In 1875 the California Fish Commissioners reported that these fish had become so abundant that the population could not be exhausted by fishing, and they had nearly a thousand of them caught and transplanted to other waters (Smith, 1896). Within a few years they had spread throughout the Delta (Emig, 1966e).

In 1963-1964, only 89 out of 26,000 catfish (0.3%) collected from the Delta were brown bullhead, with most of them taken from the quiet waters of dead-end sloughs in the southwestern and eastern Delta (Turner, 1966a); one was collected downstream in Grizzly Bay (Ganssle, 1966). Today brown bullhead are found in warm water habitats throughout California (Emig, 1966e; McGinnis, 1984), and are reported as common in the Delta (Herbold & Moyle 1989).

Pat O'Brien of CDFG reports that 2 to 3 high elevation lakes in California are taken over each year by illegally planted brown bullhead and golden shiner. Curtis (1942) described this catfish and the white catfish as "scavengers and to some extent predators upon the eggs and young of many other fish." He noted that some believed them responsible for the decline in Sacramento perch (which others have blamed on introduced striped bass, black bass or sunfish), and that they inhibit trout populations in high mountain waters.

Carassius auratus (Linnaeus, 1758) [CYPRINIDAE]

GOLDFISH

The goldfish, native to China, was the first exotic fish to be introduced into North America, some time in the late 1600s. It has been collected in the wild from every state except Alaska, and is clearly established in 27 states and 2 Canadian provinces (Courtenay et al., 1986). It was introduced to California waters some time after 1900, probably as a released pet (Moyle, 1976b; McGinnis, 1984). Goldfish may be found in any low or medium elevation habitat in California, and some small lakes, such as Lake Temescal, Alameda County, have been completely overrun by goldfish (McGinnis, 1984). Goldfish are common in the Delta (Herbold & Moyle 1989), where they made up 420 of 12,400 cyprinids (3%) collected in 1963-1964. These were mainly

taken in Indian Slough and at Mossdale on the San Joaquin River (Turner, 1966c), but they have been occasionally caught downstream to Honker Bay (Ganssle, 1966). Most of the goldfish in the Delta migrate upriver to fresher water to breed (Herbold & Moyle, 1989).

Goldfish grow to 40 cm, and females may lay up to 15,000 eggs per year. They primarily feed on plankton and bottom organic debris, and thus compete for food with fry of other species (McGinnis, 1984).

Cyprinus carpio Linnaeus, 1758 [CYPRINIDAE]

COMMON CARP

Carp, native to Eurasia, were first introduced into North America in the Hudson River in 1831 (Courtenay et al., 1986). In 1872 Julius Poppé imported 5 carp from Holstein, Germany and, stocking them in his pond in Sonoma County, "did a thriving business for a number of years, selling their progeny for purposes of propagation." In 1877 the California Fish Commission traded trout eggs for 88 young carp from the Japanese government, and began its own carp rearing program. In 1879 the U. S. Fish Commission shipped 298 carp to California, planting 60 in Sutterville Lake and the rest in a private pond in Alameda County to be "at the disposal of the State Commission" (Smith, 1896). These fish may have come from a carp rearing program in Washington, D. C. which, beginning with 338 carp from Germany in 1877 and accompanied by a national ad campaign, supplied carp to government agencies throughout the country (see McGinnis, 1984, for a description of "carp fever"). In 1882 the U. S. Fish Commission began delivering carp to private applicants, and in 1883 the California Fish Commission purchased 600 German carp from J. V. Shebley, a fish-culturalist in Nevada County, and planted them in the Sacramento River near Sacramento (Shebley, 1917; McGinnis, 1984; Herbold et al., 1992).

By the early 20th century, carp were reported from "nearly all public and private waters of the state" (Shebley, 1917). Today they are present in most freshwater habitats in California other than the Klamath River drainage (McGinnis, 1984), and are abundant in the Delta (Herbold & Moyle 1989) where they are found down into brackish water in Suisun Bay, being tolerant of salinities up to 4.5 ppt (eggs) or 6 ppt (young fish) (Ganssle, 1966; Burns, 1966b). Of 12,400 cyprinids collected in the Delta in 1963-1964, 84 percent were carp (Turner, 1966c). Most of the Delta carp migrate upriver to fresher water to breed (Herbold & Moyle, 1989). A large female may lay over 2,000,000 eggs per year. The largest carp reported from California weighed 26.3 kg (McGinnis, 1984).

Carp feed by "grubbing" in bottom sediments in shallow water, which digs up the bottom, destroys aquatic plants, and muddies the water, rendering potentially productive areas unsuitable for use as spawning or nursery areas by other fish species (McGinnis, 1984). Smith (1896, citing Jordan and Gilbert, 1894) reported that the carp's destruction of water celery *Vallisneria* might have reduced the population of canvasback and other ducks that feed on it. Shebley (1917) reported that carp

"probably have been the principal cause of destruction of the California [Sacramento] perch, by eating the eggs and digging up the nests" (as Jordan & Gilbert (1894, cited in Smith, 1896) similarly reported from Clear Lake). Shebley believed that carp were the main food of black and striped bass, and that this outweighed the destruction of native perch. Burns (1966b) however, found carp to be of little forage value because they grow large too rapidly.

Smith (1896) reports that both muskellunge and sea lions were introduced into Lake Merced, San Francisco in order to eliminate carp. Shebley (1917) says of the introduction of carp to California that "at the time these plants were made the carp was one of the most popular of fishes; they were recommended as valuable food fish that would thrive in all of the warmer lakes, ponds and streams of California. Much has been said for and a great deal more against the introduction of carp into California...In time, as other species become more scarce, the carp will probably become one of the state's most valuable food fishes..." However by 1942 Curtis reported that carp "had become the most unpopular fish ever brought into California. It stands as Public Enemy No. 1 on the fisherman's books" for preying on the spawn of other fish, muddying the water and destroying plants. BDOC (1994) reported that considerable effort is expended on controlling carp in some waters and that their spread should be prevented.

Carp have supported small commercial fisheries in Clear Lake, Lake Co. and in San Luis Reservoir, Merced Co. (McGinnis, 1984), with statewide landings in the 1960s of about 300,000 pounds per year valued at \$15,000 (Davis, 1963; Burns, 1966b).

Dorosoma petenense (Günther, 1867) [CLUPEIDAE]

THREADFIN SHAD, MISSISSIPPI THREADFIN SHAD

SYNONYMS: *Signalosa petenensis atchafaylae*

Threadfin shad are native to the Gulf coast from Florida to Guatemala, north to Indiana and Illinois (Page & Burr, 1991). The California Department of Fish and Game planted 314 threadfin shad from Tennessee into four ponds in San Diego in 1953 (Kimsey, 1954). In 1954 and 1955, 1,020 of their progeny were planted in Lake Havasu on the Colorado River, and by the end of 1955 "appeared to be in every habitable part of the Colorado River from Davis Dam to the Mexican border, and in adjacent irrigation ditches, canals, settling basins and the Salton Sea" (Shapovalov et al., 1959). In 1959 threadfin shad were introduced into Central Valley reservoirs as a forage fish for largemouth bass, and spread downstream to the Delta by 1961 (Burns, 1966a; Turner, 1966d; Moyle, 1976b; McGinnis, 1984; Herbold et al., 1992)

Though mainly found in fresh water, threadfin shad are occasionally found in the sea off California and Oregon. They have been taken in Long Beach Harbor, San Francisco Bay, Drake's Estero and Humboldt Bay, and they grew well but did not spawn in the Salton Sea (Burns, 1966a; Miller & Lea, 1972; Eschmeyer & Herald, 1983). They are present in most lower and middle elevation freshwater habitats in California, including nearly all warm water reservoirs, and are abundant

throughout the Delta (McGinnis, 1984; Herbold & Moyle 1989; Herbold et al., 1992). They have been caught at every Department of Fish and Game sampling station in the Delta, with few were taken in the western Delta (Turner, 1966d). They were the most abundant species of fish caught at stations east of Chipps Island in the Department of Fish and Game's Fall Midwater Trawl Survey for 1967-1988, and were usually found east of Sherman Island except during high outflow (Herbold et al., 1992).

Threadfin shad are most abundant in September and least abundant in January, so that heavy mortality must occur during the winter months. Young *Corbicula*, less than 1 mm in length, are common in stomachs in the spring (Turner, 1966d).

Burns (1966a) and McGinnis (1984) reported threadfin shad as an important forage fish for striped bass, but Moyle (1976) found them to be a "relatively minor component of striped bass diet." According to Turner (1966d), its "importance as a forage fish in the Delta may be limited because it is abundant only in restricted areas of quiet water." McConnell & Gerdes (1961) found that threadfin shad failed to provide adequate forage for largemouth bass and black crappie, possibly because of rapid growth by shad after a short spawning period, and that they may compete with the bass and crappie for cladocerans. Burns (1966a) reported threadfin shad as a major food of salmonids in lake Shasta and white catfish in Pine Flat Reservoir.

McGinnis (1984) suggested, based on its feeding habits and its abundance in inshore zones, that threadfin shad compete for food with the fry of striped bass and other game fish in the San Joaquin River and in reservoirs. Turner argued that such competition was limited, because in the summer and fall young striped bass are in the western Delta eating *Neomysis* and *Corophium* while threadfin shad are in the rest of the Delta eating copepods and cladocerans. "Before the threadfin shad was introduced into the Central Valley of California, Kimsey (1958) expressed concern over the possibility that threadfin shad and small striped bass would compete for food in the Delta. I do not believe that competition between the two species is severe...Relatively few young bass of this age inhabit the areas in the Delta where threadfin shad have become abundant" (Turner, 1966d). Von Geldern & Mitchil (1975, cited in Moyle, 1976b) reported that in many reservoirs threadfin shad reduced the populations of many game fish, including largemouth bass, through competition.

Gambusia affinis (Baird & Girard, 1853) [POECILIIDAE]

WESTERN MOSQUITOFISH

Mosquitofish are native to coastal drainages from New Jersey to Mexico, and to the Mississippi River basin north to Indiana and Illinois (Page & Burr, 1991). They were introduced to California in 1922 either from the southeastern United States (according to Moyle, 1976b) or from the southern Midwest (according to McGinnis, 1984) to control mosquitoes. They are now found in nearly every low and middle elevation fresh and brackish water habitat, and may be the most widely distributed

and numerous freshwater fish species in the state (McGinnis, 1984). We (JTC) collected it in Lake Merritt in 1964-65, and it is today common in sloughs around the Bay and a common anadromous or resident fish in the Delta (Herbold & Moyle, 1989).

Mosquito fish are tolerant of what are normally considered unfavorable water conditions, including high pesticide levels. Females produce up to 300 live young per birth (McGinnis, 1984). Mosquitofish compete with fry that occupy shallow shore edge environments, and reportedly prey on California red-legged frogs (Anon., 1993). They also eat adult pupfish (*Cyprinodon* sp.), and may have contributed to the decline of a number of endemic pupfish in southern California (Moyle, 1976b; McGinnis, 1984; BDOC, 1994).

Ictalurus furcatus (Lesueur, 1840) [ICTALURIDAE]

BLUE CATFISH

Blue catfish are native to coastal drainages from Alabama to Mexico, the Mississippi River basin north to southern South Dakota and western Pennsylvania, and the Rio Grande drainage (Page & Burr, 1991). In 1969, 1,758 blue catfish were flown from Stuttgart, Arkansas to San Diego County and planted in Lake Jennings on an "experimental basis" (Richardson et al., 1970), and later planted in a few other lakes in San Diego County (Taylor, 1980). Blue catfish were known to feed on the introduced clam *Corbicula fluminea* which was "abundant and a nuisance in many southern California waters but is virtually unutilized by present game fish," and, as the largest American catfish, they were expected to "enhance our fisheries by providing another trophy sized fish" (Richardson et al., 1970).

In 1978 a 4-pound blue catfish was caught in the San Joaquin River near Mossdale, the possible source of the specimen being one of 18 fish breeders in the Central Valley licensed to raise blue catfish (Taylor, 1980). Herbold & Moyle (1989) report that blue catfish first appeared in the Delta in 1979, and that young-of-the-year were found in Clifton Court Forebay in 1986, but that they remain rare in the Delta.

Ictalurus punctatus (Rafinesque, 1818) [ICTALURIDAE]

CHANNEL CATFISH, SPOTTED CAT

Channel catfish originally ranged from the Gulf States and northern Mexico northward to Hudson Bay, the Great Lakes and Manitoba (Page & Burr, 1991). It is unclear just when the channel catfish was first introduced or became established in California. Shebley (1917) reports it introduced in 1874, and Smith (1896) reports that in that year Livingston Stone introduced some catfish, which could have been channel catfish, from Nebraska's Elkhorn River into the San Joaquin River near Stockton. Curtis (1949) states that this catfish was introduced to the Sacramento River system in 1891, but unnoticed for many years. Smith (1896) says that 250

yearlings each were planted in the Feather River (tributary to the Sacramento) and Lake Cuyamaca (in San Diego County) in 1891, and that 10 fish were planted in the Balsa Chico (Bolsa Chica?) River in 1895. Moyle (1976b) listed it as successfully introduced around 1925. Herbold & Moyle (1989) say that it became established only after several attempts to introduce it, and was first recorded from the Delta in the 1940s. Miller (1966b) reports that channel catfish were planted in the Colorado River at an unknown date and have been taken from there since 1920; and that the first authenticated capture in the Central Valley was in 1942.

In 1963-64 only 571 out of 26,000 catfish (2%) collected from the Delta were channel catfish, with most taken in swifter water in channels upstream from the central Delta (Turner, 1966a). They are now found in warm, low elevation rivers and lakes in California, but in some places will not spawn and must be maintained by hatchery stocking (McGinnis, 1984). They are common in the Delta, especially in the channels of the Sacramento River (Herbold & Moyle, 1989). BDOC (1994) noted that channel catfish can destroy the spawning sites of native fish by preying on eggs, larvae and juveniles.

Channel catfish live up to 39 years, and grow up to 1 meter in length and 20 kg weight. A single female may lay up to 70,000 eggs. They are the only warm water food fish that is reared commercially in the state, with farms in the Central Valley and elsewhere (McGinnis, 1984).

Lepomis cyanellus Rafinesque, 1819 [CENTRARCHIDAE]

GREEN SUNFISH

Green sunfish originally ranged on the Gulf coast from Florida to northern Mexico north to Ontario to Montana, and have been introduced to much of the United States (Page & Burr, 1991). In 1891 a few unidentified sunfish from Quincy, Illinois were accidentally introduced with other fish into Lake Cuyamaca near San Diego, and green sunfish were taken from that lake by 1895. Another 36 sunfish from Illinois, possibly including green sunfish, were planted in Elsinore Lake and the Balsa Chico (Bolsa Chica?) River in 1895 (Smith, 1895; Shebley, 1917; Curtis, 1949).

Today they are present in most low and middle elevation freshwater habitats in California, except in the Klamath River drainage, and are reported as common and widely distributed in the Delta (McKechnie & Tharratt, 1966; McGinnis, 1984; Herbold & Moyle, 1989). However, in 1963-64, only 15 of 11,750 centrarchids collected in the Delta (0.1%) were green sunfish (Turner, 1966b).

Green sunfish are tolerant of high temperatures, low oxygen and high alkalinity, and are territorially aggressive (McGinnis, 1984). They often hybridize with bluegill, producing sterile crosses (Curtis, 1949).

Predation by green sunfish nearly eliminated the California roach, *Hesperoleucus symmetricus*, from the upper San Joaquin, Fresno and Chowchilla rivers (Moyle, 1976b). Along with bluegills, the green sunfish competes with another California endemic, the Sacramento perch (*Archoplites interruptus*). In

some areas the introduced sunfish exclude the native perch from feeding sites, and may have been contributed to the perch's extermination from its native waters in the Delta (McGinnis, 1984). Predation by green sunfish may have also contributed to declines in red-legged and yellow-legged frogs (BDOC, 1994).

Lepomis gulosus (Cuvier, 1829) [CENTRARCHIDAE]

WARMOUTH

SYNONYMS: *Chaenobryttus gulosus*

Warmouth are native to coastal drainages from Virginia to Texas, the Mississippi River basin north to Pennsylvania, the Great Lakes and Montana, and the Rio Grande upstream to New Mexico (Page & Burr, 1991), and have been widely introduced elsewhere in the West (Hubbell, 1966). In 1891 the U. S. Fish Commission planted 400 yearling warmouth from the fish station in Quincy, Illinois into Lake Cuyamaca in San Diego County, and 100 yearlings into the Feather River near Gridley, in Butte County. In 1895 another 12 warmouth were delivered to the Sisson hatchery, but died before spawning (Smith, 1895; Shebley, 1917; Curtis, 1949). They were first recorded in the Delta after 1921 (Herbold & Moyle, 1989).

Warmouth are present in the Colorado River and present though rarely abundant in many parts of the Central Valley and Delta, usually in warm waters with little gradient, soft bottom, and abundant cover (Hubbell, 1966; McGinnis, 1984). In the Delta they are largely restricted to dead-end sloughs of the eastern Delta (Herbold & Moyle, 1989). Only 240 of 11,750 centrarchids collected in the Delta in 1963-64 (2%) were warmouth (Turner, 1966b).

Warmouth hybridize with bluegill, pumpkinseed and green sunfish. They are of limited importance as a gamefish in California (Hubbell, 1966).

Lepomis macrochirus Rafinesque, 1819 [CENTRARCHIDAE]

BLUEGILL, BLUE BREAM

Bluegill are native to drainages from Virginia to northern Mexico, the Mississippi River basin north to Quebec, the Great Lakes and Montana, and the Rio Grande upstream to New Mexico (Page & Burr, 1991). They may have first been introduced to California along with green sunfish in 1891 (Smith, 1895; Shebley, 1917), but the first unequivocal reports date from 1908 when the U. S. Fish Commission shipped bluegill from Meredosia, Illinois to California (Curtis, 1949). These were planted in Honey Lake in Lassen County, various lakes in Placer County, Clear Lake in Lake County, Buena Vista Lake in Kern County, Russells Lake in Ventura County, and the Feather, Sacramento, San Joaquin, Kings and Kern rivers, including the San Joaquin River near Stockton (Vogelsand, 1931; Moyle, 1976b). Bluegill today are widely distributed in warm freshwater habitats and are the

most abundant sunfish in California (McGinnis, 1984; Herbold & Moyle, 1989). They are common in the Delta, where they accounted for 26 percent of 11,750 centrarchids collected in 1963-64 (Turner, 1966b), and have been collected downstream in San Pablo Bay in the winter (Ganssle, 1966).

Bluegill have been known to spawn as yearlings, and females produce 2,000 to 50,000 eggs per spawning. In many areas, overpopulation has produced populations of stunted fish (Emig, 1966c; McGinnis, 1984).

The elimination of the Sacramento perch from its native range in the Delta has sometimes been attributed to competition for food and breeding sites by the more aggressive bluegill (Moyle, 1976b; McGinnis, 1984; BDOC, 1994), but competition from green sunfish and predation by striped bass and largemouth bass have also been cited as contributing factors. Bluegill eat bass eggs (McGinnis, 1984), and may have contributed to declines in red-legged and yellow-legged frogs (Anon., 1993; BDOC, 1994).

Lepomis microlophus (Günther, 1859) [CENTRARCHIDAE]

REDEAR SUNFISH

Redear sunfish are native to the southeastern United States, ranging from the Carolinas and Florida to Missouri and Texas, and north in the Mississippi River basin to southern Indiana and Illinois (Page & Burr, 1991). They were first introduced into California in 1948 or 1949 (Emig, 1966d; Moyle, 1976b). In 1954, 3,960 redear fingerlings from the federal hatchery in Dexter, New Mexico were planted in ponds in southern California, and in the fall of 1956 some of the southern California fish were sent to ponds in the San Joaquin Valley and the Central Valleys Hatchery. The progeny from these fish were then distributed to other water bodies in the state (Shapovalov et al., 1959). Herbold & Moyle (1989) report that redear sunfish were first introduced or captured in the Delta after 1949.

Today redear are present in warm, freshwater habitats of southern and central California (McGinnis, 1984), including a few streams in the San Joaquin River drainage (Brown & Moyle, 1993). They are uncommon in the Delta, where they are mainly found in the channels of the Sacramento River (Herbold & Moyle, 1989). None of the 11,750 centrarchids collected in the Delta in 1963-1964 were redear sunfish (Turner, 1966b).

The redear is a deep-water bottom feeder, and is less prolific than the bluegill, producing only about 2,000 eggs per spawning (McGinnis, 1984).

Lucania parva (Baird, 1855) [CYPRINODONTIDAE]

SYNONYMS: *Cyprinodon parvus*

Lucania venusta

Lucania affinis

see Hubbs & Miller (1965) for a detailed discussion of synonymy

RAINWATER KILLIFISH

The rainwater killifish is native to Atlantic coastal regions from Massachusetts to northeastern Mexico, and the Rio Grande drainage. It mainly inhabits protected salt and brackish waters, penetrating into fresher waters in the southern part of its range, and up the Rio Grande into the highly mineralized lower portion of the Pecos River in Texas and New Mexico. It was first collected west of this region in San Francisco Bay at Aquatic Park, Berkeley "not later than the spring of 1958," followed by collections at Richmond and in Corte Madera Creek in Marin County (1958), Lake Merritt, Oakland (1961) and Palo Alto Yacht Harbor (1962). It has also been introduced into Yaquina Bay, Oregon (first collected in 1958), Timpie Springs (1959) and Blue Lake (1961) in northwestern Utah, and Irvine Lake in southern California (1963) (Hubbs & Miller, 1965).

Hubbs & Miller (1965) provide evidence indicating that the killifish was probably introduced to Utah and southern California with shipments of gamefish (bluegill, largemouth bass, black crappie or bullhead) from fishery stations on the Pecos River. They suggest that it was transported to San Francisco and Yaquina bays as eggs in shipments of eastern oyster (which continued into the 1940s), or possibly in ballast water.

However, the nearly simultaneous discovery of this fish in five separate water bodies in the West suggests that a single transport mechanism was at work. Hubbs & Miller rejected the possibility of accidental transport with New Mexico gamefish planted in the San Francisco and Yaquina bay areas because they could find no records of such plantings. For example, they quote from a letter (Dec. 17, 1959) from Leo Shapovalov of the California Department of Fish and Game that he had "not been able to locate any definite information on shipments of fish into California from the U. S. Fish and Wildlife Service hatchery at Dexter, New Mexico, in relation to the appearance of *Lucania* in the San Francisco Bay area." However Shapovalov et al. (1959) reported that redear sunfish fingerlings from the Dexter hatchery were planted in southern California ponds in 1954, that the redear sunfish from these ponds were then planted in San Joaquin Valley ponds and brought to the Central Valleys Hatchery (in the San Francisco Bay watershed) in 1956, and that between 1956 and 1959 redear sunfish from this hatchery were planted into "a number of waters" in California. Given the apparent importance of the Dexter hatchery in the 1950s as a source of gamefish stock for western states, and the frequent shipments of gamefish to and between hatcheries, private ponds and public waters (with many of these transactions apparently never recorded), it seems likely that transport with gamefish was responsible for all five introductions of killifish.

Hubbs & Miller (1965) discuss morphometric and meristic evidence to support their contention that the Utah and southern California killifish populations originated from New Mexico while the San Francisco Bay and Yaquina Bay populations originated from the Atlantic coast, but the correlations they provide are weak at best, and are as readily explained by ecophenotypic variation (e. g. fish inhabiting interior waters versus fish inhabiting tidal waters). We predict that

molecular genetic analysis would show all five introduced populations to be more closely related to New Mexico than Atlantic coast stocks.

Menidia beryllina (Cope, 1866) [ATHERINIDAE]

INLAND SILVERSIDE, MISSISSIPPI SILVERSIDE

Synonyms: *Menidia audens*

The inland silverside is native to coastal drainages from Massachusetts to Texas, the Mississippi River and major tributaries to southern Illinois and eastern Oklahoma, and the Rio Grande in Texas and southeastern New Mexico (Page & Burr, 1991). In the fall of 1967, the California Department of Fish and Game and the Lake County Mosquito Abatement District planted about 9,000 young-of-the-year silver sides from Oklahoma into Upper and Lower Blue Lakes and Clear Lake in Lake County, California, to control gnats and midges and to reduce nuisance blooms of green algae, although the silverside's ability to control either gnats or algae had not been demonstrated (Moyle, 1976b). The stocking into Clear Lake was apparently also done without the permission of the California Fish and Game Commission or the "official endorsement" of the California Fish and Game (Cook & Moore, 1970; McGinnis, 1984). The silverside population exploded in Clear Lake, such that silversides were the most abundant species taken in seine hauls by the fall of 1968 (one year after the introduction of less than 3,000 fish), with up to 2,500 silversides in a single haul (Cook & Moore, 1970). Silversides became the dominant inshore fish in the lake and, according to McGinnis (1984), provided "the final competitive blow for the extinction of the native Clear Lake splittail."

Inland silversides from Clear Lake were introduced into three ponds in Santa Clara County in 1968 and two lakes in Alameda County in 1969 and 1970, and unauthorized transplants, possibly occurring when these fish were used as bait, were subsequently made to other water bodies in these counties (Moyle et al., 1974). Silversides were collected in the San Joaquin River near Manteca in 1971, and became the dominant inshore species there by 1976. By 1980 it was one of the most numerous fish in the Delta system. Its current distribution includes Clear Lake, Cache Creek, Putah Creeks, throughout the Delta downstream to Antioch, and in the tributary rivers and associated reservoirs of the San Joaquin Valley, and it continues to spread (Meinz & Mecum, 1977; McGinnis, 1984).

Inland silversides tolerate a wide range of water conditions, including high temperatures, low oxygen and moderate organic pollution. Females may spawn up to 15,000 eggs per year. Inland silversides feed on zooplankton and small, bottom-dwelling invertebrates in the inshore zone, and thus may not be very effective at gnat and midge control (McGinnis, 1984).

Inland silversides may compete with striped bass in the Delta. McGinnis (1984) found that in the middle San Joaquin River *Neomysis mercedis* is the preferred food of both inland silversides and striped bass. Silversides may also be a significant predator of the larvae and eggs of the endangered Delta smelt (BDOC,

1994; Moyle, pers. comm.). Li et al. (1976) discuss data suggesting that silversides compete with and caused a decline in the growth rate of black and white crappie in Clear Lake.

Micropterus dolomieu Lacepède, 1802 [CENTRARCHIDAE]

SMALLMOUTH BASS, SMALLMOUTH BLACK BASS

Synonyms: *Micropterus dolomieu*

The smallmouth bass is native to the Hudson Bay, Great Lakes and Mississippi River drainages from southern Quebec to North Dakota, south to northern Alabama and Oklahoma (Page & Burr, 1991). In 1874 Livingston Stone planted 73 full-grown smallmouth bass from Lake Champlain, Vermont, in Napa Creek, and 12 small bass from the Saint Joseph River, Michigan in Alameda Creek. Bass apparently reproduced in both creeks, but the Napa Creek population was fished out by 1878 while the Alameda Creek population grew large enough to stock other streams. Sometime before 1879, Seth Green imported a shipment of black bass, either smallmouth or largemouth, for the Sportsmen's Club of San Francisco and planted them in Lake Temescal in Oakland. In 1879 Livingston Stone planted another 22 full-grown smallmouth bass in Crystal Springs Reservoir in San Mateo County. These increased rapidly and their progeny were planted around the state, with much of the distribution during this period done by private parties and never recorded. In 1887 black bass were reported in the Russian River (apparently stocked by private parties) and by 1894 anglers were illegally harvesting bass from the river with seine hauls and dynamite. From 1889 to 1895 state authorities engaged in a major redistribution of black bass in the state, taking many of them from the San Andreas Reservoir in San Mateo County and the Russian River (where 9,350 were collected in 1894 and 25,600 fry in 1895) and planting them in waters from San Diego County to Butte County, including the American River and the San Joaquin River in Fresno County. At this time black bass were also reported from the Sacramento River at Colusa (Smith, 1895; Shebley, 1917).

Curtis (1949) reported smallmouth bass in Putah Creek and the Russian, Feather, American, Tulomne, Stanislaus, Merced, San Joaquin, Kings and Kern rivers, with 1,890,000 black bass (both smallmouth and largemouth) caught by anglers in 1948. Smallmouth bass are now present in many rivers and lower and mid-elevation lakes in California (McGinnis, 1984), though uncommon in the Delta where they are largely restricted to dead-end sloughs (Herbold & Moyle 1989). None of the 11,750 centrarchids collected in the Delta in 1963-64 were smallmouth bass (Turner, 1966b).

Brown & Moyle (1993) report that a decline in native hardhead (*Mylopharodon conocephalus*) in streams of the San Joaquin River drainage was associated with an expansion of smallmouth bass.

Micropterus salmoides (Lacepède, 1802) [CENTRARCHIDAE]

LARGEMOUTH BASS, LARGEMOUTH BLACK BASS

SYNONYMS: *Huro salmoides*

Largemouth bass are said to be "the most popular warm-water game fish in North America" (McGinnis, 1984). They are native to the Hudson Bay, Great Lakes and Mississippi River drainages from southern Quebec to Montana, south to Louisiana, and coastal drainages from North Carolina to northern Mexico (Page & Burr, 1991). Although a pre-1879 private stocking of "black bass" in Lake Temescal in Oakland may have involved either largemouth or smallmouth bass, and largemouth bass were planted in Washington state in 1890, the first unequivocal planting of largemouth bass into California occurred in 1891, when the U. S. Fish Commission planted 620 yearlings in the Feather River near Gridley and 2,000 yearlings in Lake Cuyamaca in San Diego County. In 1895 the California Fish Commission took delivery of 2,500 fry which they raised in the Sisson Hatchery and distributed the progeny throughout the state. As noted above under smallmouth bass, there was also considerable redistribution of black bass around the state at this time (Smith, 1895; Shebley, 1917).

Curtis (1949) reported largemouth bass to be common throughout the Sacramento-San Joaquin river system and in southern California, with 1,890,000 black bass (both smallmouth and largemouth) caught by anglers in 1948. Largemouth are reported as common in the Delta, especially in dead-end sloughs (Herbold & Moyle, 1989), although only 34 of 11,750 centrarchids collected in the Delta in 1963-64 (0.3%) were largemouth bass (Turner, 1966b).

In the Delta, predation by largemouth bass and striped bass may have been a key factor in the global extinction of the thickettail chub (*Gila crassicauda*) and in the elimination of the Sacramento perch (*Archoplites interruptus*) from its native range in the Delta (Moyle, pers. comm., 1993), though competition from introduced sunfish is also said to be a cause of the perch's decline (McGinnis, 1984). Predation by largemouth bass may also have contributed to the decline of native red-legged and yellow-legged frogs (BDOC, 1994). In eastern California, predation by largemouth bass was probably a major cause of the near extinction of the Owens pupfish, *Cyprinodon radiosus* (Moyle, 1976; Wilcove et al., 1992). Curtis (1942) reported that trout declines in some waters are caused by black bass. It is interesting to note that even as they made the initial plantings, fishery agents were aware of the bass' potential to reduce native fish populations. As Smith (1896) reported, "State fish commissioners have refrained from depositing fry or yearling bass in waters already stocked with salmon or trout, but have restricted the distribution to lakes, reservoirs, ponds, and rivers in which the predaceous bass could do no damage. It seems only a question of time, however, when the bass will naturally find their way into and become abundant in all those rivers in which they have not already been planted."

Largemouth bass have also been introduced to Europe and Africa (Emig, 1966a).

Morone saxatilis (Walbaum, 1792) [PERCICHTHYIDAE]

STRIPED BASS, STRIPER, ROCK BASS

SYNONYMS: *Roccus saxatilis*, *Roccus lineatus*

The striped bass is native to the Atlantic coast from the St. Lawrence River to northern Florida, and the Gulf coast from western Florida to Louisiana (Robins & Ray, 1986). In 1879 Livingston Stone planted about 135 fish (from a shipment that started as 132 fish, 1.5 to 5 inches long, plus 30 medium-sized fish) from the Navesink River, New Jersey in Carquinez Strait at Martinez. In 1882, a little over 300 fish (from a shipment that started as 450 fish, 5 to 9 inches long) from the Shrewsbury River, New Jersey were planted in Carquinez Strait at Army Point, Benicia. By 1889, hundreds were being sold in the San Francisco markets (Shebley, 1917). Several workers have theorized that conditions in the late 1800s "probably favored striped bass and American shad reproduction, because their semi-buoyant eggs would not be smothered by silt from gold mining operations" (Herbold et al., 1992), unlike the eggs of many native fish that are laid in the bottom gravel or attached to submerged vegetation or other substrate.

Striped bass are present today in the Sacramento-San Joaquin river system, in San Antonio Reservoir, in Lake Mendocino and in the lower Colorado River (McGinnis, 1984). Unsuccessful attempts were also made to establish striped bass in the Salton Sea (Roedel, 1953). Land-locked populations exist in Millerton Reservoir in Fresno County (a self-sustaining population) and San Luis Reservoir (restocked continuously by means of water imported from the Delta, which entrains young bass). Striped bass were propagated in hatcheries by the California Department of Fish and Game and annually released to the Delta from 1982 to 1992, when stocking was curtailed due to concern over predation on the endangered winter-run chinook salmon (BDOC, 1994). An estimated 80 million fry were entrained by State Water Project pumps each year, and 165 million fry a year by the cooling water intakes for the PG&E power plants in Antioch and Pittsburg. The striped bass population dropped from an estimated 4 million fish in 1960, to 2 million in 1970, to 1 million in 1980 (McGinnis, 1984). Herbold et al. (1992) reported the population in the Estuary at 1,480,000 to 1,880,000 prior to 1976, and 520,000 to 1,160,000 after 1977.

Striped bass were the most common fish collected in trawls of Suisun Marsh sloughs in 1979-86 (Brown, 1987). They were reported as abundant in the Delta (Herbold & Moyle, 1989), and common to abundant in San Francisco Bay (Emmett et al., 1991). Striped bass were also reported as common in Tomales Bay, and in Coos Bay, the Umpqua River and the Siuslaw River in Oregon. They have been reported north to British Columbia and south into Mexico, but populations in the southern bays are not self-sustaining (Emmett et al., 1991). Striped bass from the San Francisco Bay watershed have been captured from central Oregon to southern California, but most travel no further than 40 km from the Golden Gate (Herbold et al., 1992).

Mean fecundity for striped bass has been reported at 243,000 eggs (for 4-year-olds) to 1,427,000 eggs (for 8-year-olds and older). A 5-pound fish spawns up to 25,000 eggs, a 12-pound fish up to 1,250,000 eggs, and a 75-pound fish up to 10,000,000 eggs (CDFG 1987; Emmett et al., 1991). Herbold et al. (1992) reported that "females commonly broadcast from 500,000 to 4.5 million eggs (Hassler 1988), although estimates range from 11,000 (Moyle 1976) to a high of 5.3 million (Hollis 1967; Hardy 1978; Wang 1986)."

Striped bass eggs are found from fresh water to salinities of 11 ppt (with optimal salinities between 1.5 and 3.0 ppt) and tolerate temperatures of 12-24°C (with an optimum of 18°C). Larvae occur in both freshwater and oligohaline water. Juveniles and adults are found in all parts of the estuary. Most males mature in their 2nd or 3rd year, females in their 4th or 5th year. Maximum reported age is over 30 years.

Striped bass fry are pelagic carnivores feeding on small invertebrates. Juveniles and adults are epibenthic and pelagic carnivores, the juveniles feeding on the young of small fish and larger invertebrates, while the adults are primarily piscivorous (McGinnis, 1984; Emmett et al., 1991).

The commercial catch in 1899, 2 decades after introduction, was 560 tons and usually exceeded 450 tons up to 1915. Commercial fishing in the Estuary was banned in 1935 to avoid competition with the sport fishery. Although there is no longer a commercial fishery, "each year thousands of kilograms of illegal striped bass are believed to make their way to restaurants and fish markets in the greater San Francisco Bay area. Some of these come from massive nighttime netting operations in the lower Delta area. Small time operators, however, simply use standard sport fishing techniques to catch far more than the legal limit and then proceed directly to some local buyer" (McGinnis, 1984).

Striped bass is the principal sport fish caught in San Francisco Bay, and the economically most important fish in the Delta. The sport catch ranged from 107,000 to 403,000 fish in 1975-78 (Emmett et al., 1991). In 1980 California anglers took about 1 million bass, spending about \$7 million in the process (McGinnis, 1984). "The subsidiary industries surrounding striped bass fishing (boats, marinas, and paraphernalia) are estimated to bring \$45 million into the local economies" (Herbold et al., 1992).

Striped bass were the most numerous predator at three sampled locations in the Delta (Pickard et al., 1982). Moyle has suggested that striped bass and largemouth bass preyed on and contributed to the global extinction of thicktail chub (*Gila crassicauda*), and the elimination of Sacramento perch (*Archoplites interruptus*) from its native waters in the Delta (Moyle, pers. comm., 1993), though competition with introduced sunfish has also been raised as a factor in the decline of the perch (McGinnis, 1984). Striped bass have been reported as a major predator of salmon fingerlings in the Delta (USBR, 1983), though chinook salmon formed only a minor component of the stomach contents of subadult and adult striped bass collected in the Delta in 1963-64 (Stevens, 1966). BDOC (1994) noted that few young salmon are eaten by striped bass in the Estuary (except at salmon stocking sites and Clifton Court Forebay), but sometimes form a substantial part of the diet of striped bass upstream

in the Sacramento River, and concluded that striped bass predation reduces salmon abundance by an unquantified amount.

Notemigonus crysoleucas (Mitchill, 1814) [CYPRINIDAE]

GOLDEN SHINER

The golden shiner is native to coastal drainages from Nova Scotia to Texas, and the Hudson Bay, Great Lakes and Mississippi River drainages west to Alberta and Oklahoma, and "widely introduced (via bait buckets) elsewhere in U. S." (Page & Burr, 1991). It was imported into southern California in 1891, and was widespread in the Sacramento-San Joaquin River system by 1964 (Kimsey & Fisk, 1964), probably distributed as bait releases by anglers (Herbold & Moyle 1989). In 1963-64, 212 of 12,400 cyprinids (2%) collected in the Delta were golden shiner, mainly taken in dead-end sloughs (Turner, 1966c). They are reported as widely established in California (Moyle, 1976b; McGinnis, 1984) and common in the Delta (Herbold & Moyle, 1989).

The golden shiner is one of three legal freshwater bait fishes in California (the others, also nonnative fish, are red shiner and fathead minnow), supporting a "rather lucrative small industry" of bait fish propagation and leading to its wide distribution in the state. It is a popular bait for striped bass (McGinnis, 1984).

Golden shiner reportedly compete with both native cyprinids and the fry of some gamefish (McKechnie, 1966b; McGinnis, 1984). Trout production in some lakes has been reduced by competition between trout parr and golden shiner (McGinnis, 1984). Pat O'Brien of the California Department of Fish and Game reports that 2 to 3 high elevation lakes in California are taken over each year by illegally planted brown bullhead and golden shiner.

Percina macrolepida Stevenson, 1971 [PERCIDAE]

BIGSCALE LOGPERCH

SYNONYMS: *Percina caprodes*

The native range of the bigscale logperch runs from the Sabine River in Louisiana to the Red River in Oklahoma, the Rio Grande drainage in Texas and New Mexico, and Mexico (Page & Burr, 1991). It was accidentally introduced from Texas in 1953 in an airplane shipment of largemouth bass and bluegill that was planted in Miller, Blackwelder and Polk lakes at Beale Air Force Base, Yuba County, by the U. S. Fish and Wildlife Service. The lakes are in the Yuba River drainage, a tributary of the Sacramento, and regularly overflow (Shapovalov et al., 1959; Moyle, 1976b; McGinnis, 1984). By 1972-73 the logperch was established in the lower Sacramento River and the Delta (Moyle et al., 1974), and are now widespread throughout the Sacramento-San Joaquin river system (Moyle, 1976b; McGinnis,

1984) and common in the Delta (Herbold & Moyle, 1989). They are also abundant in Lake Del Valle in Alameda County, probably pumped in from the Delta via the State Water Project pumps and the South Bay Aqueduct (Moyle et al., 1974).

Pimephales promelas Rafinesque, 1820 [CYPRINIDAE]

FATHEAD MINNOW

The native range of the fathead minnow runs from Quebec to the Northwest Territories and south to Alabama, Texas and New Mexico (Page & Burr, 1991). The first record of it in California is from a bait tank near the Colorado River in 1950. In 1953, 40,000 were imported by a fish breeder in Turlock. The California Department of Fish and Game purchased 1,000 of these fish, spawned them at the Central Valleys Hatchery, and planted the progeny in various water bodies as forage fish (Shapovalov et al., 1959). The fathead minnow is one of California's three legal freshwater bait fish, and it has been further spread through the state as bait releases by anglers (McGinnis, 1984; Herbold & Moyle, 1989). Herbold & Moyle (1989) report it first appearing in the Delta in the 1950s, where it is now occasionally collected and common only in localized patches, generally in small creeks.

The fathead minnow is tolerant of high temperatures, low oxygen and organic pollution (McGinnis, 1984). It has the potential to compete with the ecologically-similar native, the California roach *Hesperoleucis symmetricus*, whose distinct forms may actually be separate species (Moyle, 1976b). McGinnis (1984) warned that its "ability to establish populations readily in pools of intermittent streams and backwater areas in California poses a serious threat to several native cyprinids adapted to such habitats."

Pomoxis annularis Rafinesque, 1818 [CENTRARCHIDAE]

WHITE CRAPPIE

Pomoxis nigromaculatus (Lesueur, 1829) [CENTRARCHIDAE]

SYNONYMS: *Pomoxis sparoides*

BLACK CRAPPIE, CALICO BASS, STRAWBERRY BASS

The black crappie is native to the eastern United States from Virginia to Texas and north through the Mississippi River basin to the Great Lakes. The white crappie's native range runs from the Gulf coast between Alabama and Texas north through the Mississippi River basin to the Great Lakes and Hudson Bay (Goodson, 1966a; Page & Burr, 1991). The history of the introduction and spread of these fish in California is uncertain because there were numerous attempted introductions, both

successful and unsuccessful, and because some authors failed to distinguish (or confused) the two fish.

The first recorded introduction of these fish on the Pacific coast was near Seattle, Washington in 1890. In 1891, 285 yearling black and white crappie from the U. S. Fish Commission station at Quincy, Illinois were planted in Lake Cuyamaca near San Diego. Vogelsang (1931) and Goodson (1966a) state that this introduction was unsuccessful. In 1895 a second shipment, of 50,000 fry, was sent to the Sisson Hatchery, but none survived (Smith, 1895; Shebley, 1917; Curtis, 1949). Goodson (1966a) states that another unsuccessful attempt was made in 1901 (citing Vogelsang (1931) who, however, makes no reference to a 1901 attempt). In 1908, crappie from the Illinois station were planted in Honey Lake in Lassen County, Vera Lake in Nevada County, Clear Lake in Lake County, in sloughs and tributaries of the Feather, Sacramento, San Joaquin, Kings and Kern rivers (including the San Joaquin River near Stockton in the Delta), and possibly at other sites in southern California (Shebley, 1917; Vogelsang, 1931; Goodson, 1966a). Of this effort, Vogelsang (1931) implies that both species of crappie were introduced (Vogelsang introduces his paper as an account of "the first successful introduction of the crappie, calico bass [=respectively, the white crappie and the black crappie; Smith (1896) and Shebley (1917) use the same nomenclature], blue gill and green sunfishes and the yellow perch" into California, although in the rest of the paper he only refers to "crappie"), Shebley (1917) states only that the white crappie was introduced, and Goodson (1966a) argues that probably only the black crappie was introduced, since white crappie were not reported north of the Tehachapi Mountains until 1951.

Goodson (1966a) reports the introduction of 16 crappie from an unknown source into a pond in San Diego County in 1917, and the subsequent stocking of nine San Diego County reservoirs from that pond. Since only white crappie have since been reported from these reservoirs, he argues that the original plant of 16 fish were all white crappie, and that all white crappie in California are descended from those 16 fish. Curtis (1949) reported the white crappie surviving only in the San Diego area and the Colorado River drainage, and the black crappie widespread in the state. Nearly 3 million crappie were caught in the state in 1948, mainly in southern California. In 1951 white crappie from one of the San Diego reservoirs were planted in a reservoir in Colusa County, and subsequent plants were made in other California waters (Goodson, 1966a).

Moyle (1976b), more-or-less consistent with Goodson, lists the black crappie as introduced in 1908 (citing Vogelsang, 1931) and the white crappie as introduced, from Illinois, in 1917 (citing Curtis, 1949, who, however, describes both species as introduced in 1891). Herbold & Moyle (1989) list the "year of introduction or first capture" in the Delta as 1908 for the black crappie and 1951 for the white crappie. We relied on Moyle's dates for our analysis.

Black crappie are today present in low and middle elevation reservoirs and slow streams (McGinnis, 1984). They are common in the Delta, accounting for 71% of the 11,750 centrarchids collected in the Delta in 1963-1964 (Turner, 1966b), and have on occasion been collected downstream to Martinez (Gannslé, 1966). McGinnis (1984) reported the white crappie's distribution as throughout southern California and in Clear Lake. It is apparently uncommon in the Delta, with only one white

crappie out of 11,750 centrarchids collected there in 1963-1964 (Turner, 1966b).

A large crappie can produce more than 200,000 eggs per spawning (McGinnis, 1984). In a study of their feeding habits in the Delta, black crappie mainly ate threadfin shad and striped bass, along with small numbers of chinook salmon, Delta smelt and other fish (Turner, 1966b). Curtis (1949) reported that crappie compete with bass for food.

Tridentiger bifasciatus Steindachner [GOBIIDAE]

SHIMOFURI GOBY

It was discovered in 1994 that the introduced gobies in California called chameleon gobies consisted of two different species. The shimofuri goby, native to Japan and China, is adapted to fresher water than the chameleon goby and was first recorded in 1985 from Suisun Bay, having probably arrived in ballast water. By 1989 it was the most abundant fish in Suisun Bay, and by 1990 the most abundant larval fish in the upper Estuary. By 1990 it had also been transported 513 km south via the California Aqueduct to Pyramid Reservoir, and thence into Piru Creek by 1992 (Matern & Fleming, in prep.).

Experiments indicate that if the shimofuri goby disperses to coastal waters harboring the endangered tidewater goby *Eucyclogobius newberryi*, it could have a substantial impact by preying on juvenile tidewater gobies, competing for food, and disturbing mating activities (Swenson & Matern, 1995).

Tridentiger trigonocephalus (Gill, 1859) [GOBIIDAE]

CHAMELEON GOBY, TRIDENT GOBY, SHIMAHAZE

The chameleon goby is native to marine and brackish waters of Japan, China and Siberia (Eschmeyer et al., 1983). One specimen (70.4 mm standard length) was collected from Los Angeles Harbor in June 1960, with others were collected there in 1977 (Haaker, 1979). It was collected from the Redwood City docks in southern San Francisco Bay in 1962 (Matern & Fleming, in prep.)

Various workers have suggested that the goby could have been transported across the Pacific in ballast water, in ships' seawater systems, as eggs laid on fouling organisms on ships' hulls, or (for transport to San Francisco Bay) as eggs laid on imported Japanese oysters (Hubbs & Miller, 1965; Haaker, 1979). However, except for occasional experimental plants, Japanese oysters have not been planted in San Francisco Bay since the 1930s, and have never been planted in Los Angeles Harbor (Carlton, 1979a)

The chameleon goby has also become established in Sydney Harbor, Australia (Haaker, 1979).

AMPHIBIANS

Rana catesbeiana

AMERICAN BULLFROG

The bullfrog is native to North America east of Colorado and New Mexico, and has become established in most western states, Hawaii, Mexico, Cuba, Japan and Italy (Stebbins, 1966). The bullfrog appears to have been independently introduced to California several times between 1910 and 1920. Bullfrogs were reported, but not confirmed, from Little Lake, Inyo County in 1918, and from ponds on the Stanford University campus in 1920. In July, 1922, adult and tadpole bullfrogs were collected from Sonoma Creek near El Verano, Sonoma County. These frogs were believed to be the descendants of 132 frogs purchased from New Orleans and 12 frogs purchased from a San Francisco frog merchant in 1914 and 1915 and planted in a nearby reservoir. Bullfrogs were also collected from Mockingbird Lake, Riverside County in 1922 and then from other lakes and streams in the area, possibly derived from a stock of Illinois and Louisiana bullfrogs kept by the physiology instructor at the Loma Linda College of Medical Evangelists since at least 1914 (Storer, 1922; George, 1927). Moyle (1979) reports that in 1929 bullfrogs were collected from the Kings River and planted in the San Joaquin River near Friant, and were introduced to ponds at the San Joaquin Experimental Range in Madera County in 1934.

The bullfrog was well established in the San Joaquin Valley by 1930, and is now common in many parts of California, including the Delta (Moyle, 1973; Herbold & Moyle, 1989). Although several authors have reported that reductions in populations of the California red-legged frog *Rana aurora*, and possibly of the foothill yellow-legged frog *Rana boylei*, may be due to predation by or competition from bullfrogs (Moyle, 1973; Herbold & Moyle, 1989; Anon., 1993; BDOC, 1994), other factors (including overharvesting of red-legged frog prior to the introduction of bullfrog, habitat changes, and predation by introduced fish) make it difficult to assess the bullfrog's true impact (Harvey et al., 1992).

REPTILES*Pseudemys scripta***POND SLIDER, RED-EARED SLIDER**

Pond sliders are native to the eastern United States south to Panama (Stebbins, 1966). They were presumably introduced to California as released or escaped pets and are common in the Delta and elsewhere in California (Herbold & Moyle, 1989; Harvey et al., 1992, p. 180). The frequency with which they are encountered, our (ANC) observations of a female laying eggs and of live, hatched young in a nest at San Pablo Reservoir in Alameda County in July 1994, and reports of reproducing populations at sites surrounding the Estuary (in Putah Creek in Solano County, Walnut Creek and Jewel Lake in Contra Costa County, Boronda Lake in Santa Clara County and Stow lake in San Francisco County; Harvey et al., 1992), suggest that they are almost certainly established in the Delta as well. Although reportedly banned in the early 1970s (Harvey et al.), we (ANC) have recently seen live sliders for sale in Asian markets in San Francisco.

MAMMALS*Ondatra zibethicus***MUSKRAT**

The muskrat, native to the eastern United States, is common in the Delta and other parts of California in riparian woodland, freshwater and brackish marsh, and aquatic habitats (Josselyn, 1983; Herbold & Moyle, 1989, Harvey et al., 1992). Muskrat can damage banks and levees with their burrowing.

Skinner (1962, p. 161) reported that over the previous twenty years muskrat had "risen to the status of the most important fur bearer in the state, in terms of number of animals and total value of the raw furs...Originally introduced into the northeastern counties, they have moved down the Sacramento and into the San Joaquin system since 1943." He reports trap data for the state beginning in 1921-22, and for the San Francisco Bay Area starting in 1939-40, with the number trapped annually in the Bay Area rising from less than 100 until 1950 to between 6,000 and 9,500 in 1951-56. Herbold & Moyle (1989, citing a 1962 report) reported about 11,000 trapped annually in the Delta.

Table 1. Introduced Organisms in the San Francisco Estuary

Native range, date of first record (planting, collection, observation or report) in the San Francisco Estuary, and probable initial mechanism(s) of introduction to the Pacific coast for non-indigenous marine, estuarine and aquatic biota.

Native Range: N - North	n - northern	e - eastern	ne - northeastern	se - southeastern
S - South	s - southern	w - western	nw - northwestern	midw - midwestern

Date: An earlier date in brackets [] refers to the first California record, in parentheses () to the first northeastern Pacific record. Ogee brackets {} provide the date of first record of the introduced host of parasitic or commensal organisms. Where the record is a written account that does not state the date of first planting, collection or observation, we give the date of the publication, submission or writing of the account preceded by the symbol ≤ (meaning that the first collection or observation was on or before that date). These dates of first written account are excluded from the quantitative analysis, as are dates marked by a question mark (indicating substantial doubt about the record) or by an asterisk (see text under "Methods" for explanation).

Mechanisms: Parentheses () indicate less probable mechanisms. Brackets [] indicate the mechanism of introduction to the San Francisco Estuary where known to be different from the initial mechanism of introduction to the Pacific coast.

AG - accidental release by a government agency (with fish stocking or marsh restoration)
 BC - biocontrol release (by government agency or with government approval)
 BW - in ballast water or in a ship's seawater system
 FS - fish or shellfish stocked by a government agency
 GS - gradual spread from eastern North America
 MR - planted for marsh restoration or erosion control
 OA - in shipments of Atlantic oysters

OJ - in shipments of Japanese oysters
 RI - released by an individual (intentional or accidental; see text under "Mechanisms" for full explanation)
 RR - released as a result of research activities (intentional or accidental)
 SB - in solid ballast
 SF - in ship fouling or boring
 SW - in seaweed packing for live New England baitworms or lobsters.

Taxon	Species	Common Name	Native Range	Date	Mechanism
PLANTS					
Seaweeds					
Chlorophyta	<i>Bryopsis</i> sp.		?	1951	SF
	<i>Codium fragile tomentosoides</i>	dead man's fingers	Japan	1977	SF
Phaeophyta	<i>Sargassum muticum</i>	Japanese weed	Japan	1973 [1963] (1944)	OJ
Rhodophyta	<i>Callithamnion byssoides</i>		Nova Scotia to Florida	1978-83	SF,SW
	<i>Polysiphonia denudata</i>		nw Atlantic	1963-64	SF,(BW)
Vascular Plants					
Dicotyledones	<i>Chenopodium macrospermum</i>		S America	≤1993 [≤1959]	?
	f. var. <i>halophilum</i>				
	<i>Cotula coronopifolia</i>	brass buttons	S Africa	1878	SB
	<i>Lepidium latifolium</i>	broadleaf peppergrass	Eurasia	1978 [1936]	?
	<i>Limosella subulata</i>	awl-leaved mudwort	Europe, e N America	≤1979 [≤1959]	GS
	<i>Lythrum salicaria</i>	purple loosestrife	Europe	≤1993 [≤1968]	GS
	<i>Myriophyllum aquaticum</i>	parrot's feathers	S America	≤1979 [≤1957]	RI
	<i>Myriophyllum spicatum</i>	Eurasian milfoil	Eurasia, N Africa	1976	RI
	<i>Polygonum patulum</i>	smartweed	e Europe	≤1993 [≤1959]	?
	<i>Rorippa nasturtium aquaticum</i>	watercress	Europe	≤1959 [≤1944] (≤1941)	GS,RI
	<i>Salsola soda</i>		s Europe	1968	?
	<i>Spergularia media</i>	sand spurrey	Europe	≤1979 [≤1959]	?
Monocotyledones	<i>Egeria densa</i>	elodea	S America	≤1979 [≤1944]	RI
	<i>Eichhornia crassipes</i>	water hyacinth	tropical S America	1904	RI
	<i>Iris pseudacorus</i>	yellow flag	Europe	1978-79 [≤1957]	RI
	<i>Polypogon elongatus</i>		S America	≤1959	?
	<i>Potamogeton crispus</i>	curly-leaf pondweed	Europe	1988-90* [≤1959]	AG
	<i>Spartina alterniflora</i>	smooth cordgrass	nw Atlantic	1970-73 (1910)	SB [MR]
	<i>Spartina anglica</i>	English cordgrass	England	1977 (1961-62)	MR
	<i>Spartina densiflora</i>	dense-flowered cordgrass	Chile	1976 (=1850*)	SB [MR]
	<i>Spartina patens</i>	saltmeadow cordgrass	se U S	≤1968 (1930)	MR
	<i>Typha angustifolia</i>	narrow-leaf cattail	Eurasia	≤1983 [≤1951]	?

Taxon	Species	Common Name	Native Range	Date	Mechanism
PROTOZOANS					
free-living	<i>Trochammina hadai</i>		Japan	1991*	?
on molluscan hosts	<i>Ancistrocoma pelseneeri</i>		Europe	1936* (1894)	OA
	<i>Ancistrum cyclidioides</i>		Europe	1946* (1894)	OA
	<i>Boveria teredinidi</i>		n Atlantic	1927* (1913)	SF
	<i>Sphenophyra dosiniaie</i>		Europe	1946* (1894)	OA
on crustacean hosts	<i>Cothurnia limnoriae</i>		?	1927* (1871)	SF
	<i>Lobochona prorates</i>		?	1927* (1871)	SF
	<i>Mirofolliculina limnoriae</i>		?	1927* (1871)	SF
INVERTEBRATES					
Porifera	<i>Cliona</i> sp.	boring sponge	n Atlantic?	1891	OA
	<i>Halichondria bowerbanki</i>	Bowerbank's halichondria	n Atlantic	1950-53*	OA,SF
	<i>Haliclona loosanoffi</i>	Loosanoff's haliclona	n Atlantic	1950*	OA,SF
	<i>Microciona prolifera</i>	red beard sponge	nw Atlantic	1945-49	OA,SF
	<i>Prosuberites</i> sp.		nw Atlantic	1953*	OA,SF
Cnidaria Hydrozoa	<i>Blackfordia virginica</i>		Black & Caspian Seas	1970	BW,SF
	<i>Cladonema uchidai</i>		Japan	1979	BW,OJ,SF
	<i>Clava multicornis</i>	club hydroid	nw Atlantic	1895	SF
	<i>Cordylophora caspia</i>	freshwater hydroid	Black & Caspian Seas	1930 (1920)	BW,SF
	<i>Corymorpha</i> sp.		n Atlantic?	1955-56	BW,OA,SF
	<i>Garveia franciscana</i>		n Indian Ocean?	1901	SF
	<i>Gonothyraea clarki</i>		n Atlantic	1895	OA,SF
	<i>Maeotias inexpectata</i>		Black Sea	1992	BW,SF
	<i>Obelia ?bidentata</i>		New England?	1912	OA,SF
	<i>Obelia ?dichotoma</i>		Europe?	1894	OA,SF
	<i>Sarsia tubulosa</i>		n Atlantic	1860 (1859)	SF
	<i>Tubularia crocea</i>		nw Atlantic	1859	SF
	<i>Aurelia "aurita"</i>	moon jelly	nw Pacific	1989?*	BW,SF
	<i>Diadumene ?cincta</i>	orange anemone	Europe?	1955-75	BW,SF
	<i>Diadumene franciscana</i>	San Francisco anemone	?	1925-40	BW,SF
	<i>Diadumene leucolena</i>	white anemone	nw Atlantic	1936	BW,OA,SF
	<i>Diadumene lineata</i>	orange-striped green anemone	Japan	1906	OA,SF
Scyphozoa					
Anthozoa					

Taxon	Species	Common Name	Native Range	Date	Mechanism
Annelida					
Oligochaeta	<i>Branchiura sowerbyi</i>		Asia	1963* [1950*]	BW,RI,SB
	<i>Limnodrilus monothecus</i>		nw Atlantic	≤1985 (1960*)	BW,OA,SB
	<i>Paranais frici</i>		Caspian & Black Seas	1961-62*	BW,RI,SB
	<i>Polamothrix bavaricus</i>		Eurasia	≤1965	BW,RI,SB
	<i>Tubificoides apectinatus</i>		n Atlantic	1961-62*	BW,OA,SB
	<i>Tubificoides brownae</i>		n Atlantic	1961-62*	BW,OA,SB
	<i>Tubificoides wasselli</i>		nw Atlantic	1961-62*	BW,OA,SB
	<i>Varichaetadrilus angustipenis</i>		e US	1982	BW,RI
Polychaeta	<i>Boccardiella ligerica</i>		nw European coast	≤1954 [1935]	BW
	<i>Ficopomatus enigmaticus</i>	Australian tubeworm	Australia	1920	SF
	<i>Heteromastus filiformis</i>		nw Atlantic	1936*	BW,OA
	<i>Manayunkia speciosa</i>		e N America	1963* (1961*)	AG,BW
	<i>Marenzelleria viridis</i>		nw Atlantic	1991	BW
	<i>Marphysa sanguinea</i>		n Atlantic?	1969	BW,OA
	<i>Nereis succinea</i>	pile worm	n Atlantic?	1896	OA,SF
	<i>Polydora ligni</i>	mud worm	n Atlantic	1933* (1932*)	BW,OA,(SF)
	<i>Potamilla</i> sp.		?	1989	BW
	<i>Pseudopolydora kempi</i>		Indian Ocean or nw Pacific	1972 [1960] (1951)	BW,OJ,SF
	<i>Pseudopolydora paucibranchiata</i>		Japan?	1973 [1950]	BW,OJ,SF
	<i>Sabaco elongatus</i>	bamboo worm	nw Atlantic	1950s*	BW,OA
	<i>Streblospio benedicti</i>		Atlantic	1932*	BW,OA,(SF)
Mollusca: Gastropoda					
Prosobranchia	<i>Busycotypus canaliculatus</i>	channeled whelk	nw Atlantic	1938	OA,(RI)
	<i>Cipangopaludina chinensis malleata</i>	Chinese mystery snail	China, Japan	1938 [1900]	RI
	<i>Crepidula convexa</i>	convex slipper shell	nw Atlantic	1898	OA
	<i>Crepidula plana</i>	eastern white slipper shell	nw Atlantic	1901	OA
	<i>Ilyanassa obsoleta</i>	eastern mudsnail	nw Atlantic	1907	OA
	<i>Littorina saxatilis</i>	rough periwinkle	n Atlantic	1993*	SW
	<i>Melanoides tuberculata</i>	red-rim melania	Africa to East Indies	1988 [1972]	RI
	<i>Urosalpinx cinerea</i>	Atlantic oyster drill	nw Atlantic	1890	OA

Taxon	Species	Common Name	Native Range	Date	Mechanism
Mollusca: Gastropoda continued					
Opisthobranchia	<i>Boonea bisuturalis</i>	two-groove odostome	nw Atlantic	1977*	OA,(BW)
	<i>Catrina rickettsi</i>		?	1974	BW,SF
	<i>Cuthona perca</i>	Lake Merritt cuthona	?	1979	BW,SF
	<i>Eubranhus misakiensis</i>	Misaki balloon aeolis	Japan?	1962	BW,OJ,SF
	<i>Okenia plana</i>	flat okenia	Japan	1950-60	BW,OJ,SF
	<i>Philina auriformis</i>	tortellini snail	New Zealand; Australia?	1992	BW
	<i>Sakuraeolis enosimensis</i>	white-tentacled Japanese aeolis	Japan	1972	BW,SF
	<i>Tenellia adspersa</i>	miniature aeolis	Europe	1953	BW,SF
Pulmonata	<i>Ovatella myosotis</i>		Europe?	1871	OA,(SB,SF)
Mollusca: Bivalvia					
	<i>Arcuatula demissa</i>	ribbed mussel	nw Atlantic	1894	OA
	<i>Corbicula fluminea</i>	Asian clam	China, Korea, Japan	1945 (1924)	RI
	<i>Gemma gemma</i>	amethyst gem clam	nw Atlantic	1893	OA
	<i>Lyrodus pedicellatus</i>	blacktip shipworm	?	1920 [1871]	SF
	<i>Macoma petalum</i>	Baltic clam	nw Atlantic	<1988*	OA,SB
	<i>Musculista senhousia</i>	Japanese mussel	Japan, China	1946 (1924)	OJ
	<i>Mya arenaria</i>	soft-shell clam	n Atlantic	1874	OA
	<i>Mytilus galloprovincialis</i>	Mediterranean mussel	Mediterranean Sea	1985-87* [1947*]	BW,SF
	<i>Petricolaria pholadiformis</i>	false angelwing	nw Atlantic	1927	OA,(BW)
	<i>Potamocorbula amurensis</i>	Amur River corbula	s China to s Siberia, Japan	1986	BW
	<i>Teredo navalis</i>	naval shipworm	?	1913	SF
	<i>Theora fragilis</i>	Asian semele	w Pacific	1982 [1968-69]	BW
	<i>Venerupis philippinarum</i>	Japanese littleneck clam	w Pacific	1946 (1924)	OJ
Arthropoda: Crustacea					
Ostracoda	<i>Eusarsiella zostericola</i>		nw Atlantic	1953*	OA,(BW)
Copepoda	<i>Acartiella sinensis</i>		China	1993	BW
	<i>Limnoithona sinensis</i>		Yangtze River, China	1979	BW
	<i>Limnoithona tetraspina</i>		Yangtze River, China	1993	BW
	<i>Mytilicola orientalis</i>	parasitic copepod	w Pacific	1974* (1938) (1875)	OJ
	<i>Oithona davisae</i>		Japan	1979	BW
	<i>Pseudodiaptomus forbesi</i>		Yangtze River, China	1987	BW
	<i>Pseudodiaptomus marinus</i>		China, Japan	1986	BW
	<i>Sinocalanus doerrii</i>		Chinese rivers	1978	BW
	<i>Tortanus</i> sp.		?	1993	BW

Taxon	Species	Common Name	Native Range	Date	Mechanism
Arthropoda: Crustacea continued					
Cirripedia	<i>Balanus amphitrite</i>	striped barnacle	Indian Ocean	1938-39 [1921]	SF
	<i>Balanus improvisus</i>	bay barnacle	n Atlantic	1853	SF
Nebaliacea	<i>Epinebalia</i> sp.		?	1992	BW
Mysidacea	<i>Acanthomysis aspera</i>		Japan	1992	BW
	<i>Acanthomysis</i> sp.		?	1992	BW
	<i>Deltamysis holmquistae</i>		?	1977	BW
	<i>Nippoleucon hinumensis</i>		Japan	1986 (1979)	BW
Cumacea	<i>Dynoides dentisinus</i>		Japan, Korea	1977	BW,SF
Isopoda	<i>Eurylana arcuata</i>		New Zealand or Chile	1978	BW,SF
	<i>Iais californica</i>		Australia, New Zealand	1904 [1893]	SF
	<i>Limnoria quadripunctata</i>	gribble	?	1873 [1871?]	SF
	<i>Limnoria tripunctata</i>	gribble	?	1875 [1871?]	SF
	<i>Paranthura</i> sp.		w Pacific?	1993*	BW,SF
	<i>Sphaeroma quoyanum</i>		Australia, New Zealand	1893	SF
	<i>Synidotea laevidorsalis</i>		nw Pacific	1897	SF
	<i>Sinelobus</i> sp.		?	1943	BW,SF
	<i>Ampelisca abdita</i>		nw Atlantic	1954	BW,OA
	<i>Ampithoe valida</i>		nw Atlantic	≤1941 [1941]	BW,OA,SF
	<i>Caprella mutica</i>	skeleton shrimp	Japan to Vladivostok	1976-77 [1973-77]	BW,OJ
	<i>Chelura terebrans</i>		?	1948	SF
	<i>Corophium acherusicum</i>		?	1912-13* (1905)	OA,SF
	<i>Corophium alienense</i>		Southeast Asia?	1973	BW
	<i>Corophium heteroceratum</i>		China	1986	BW
Tanaidacea Amphipoda	<i>Corophium insidiosum</i>		n Atlantic	1931 (1915)	OA,SF
	<i>Gammarus daiberi</i>		nw Atlantic	1983	BW,(SF)
	<i>Grandidierella japonica</i>		Japan	1966	BW,OJ,SF
	<i>Jassa marmorata</i>		nw Atlantic	1977 [1941*]	BW,SF
	<i>Leucothoe</i> sp.		?	1977*	SF,(OA,OJ)
	<i>Melita nitida</i>		nw Atlantic	1938	BW,OA,SB,SF
	<i>Melita</i> sp.		?	1993*	BW,SF
	<i>Paradexamine</i> sp.		w Pacific?	1993*	BW,SF
	<i>Parapleustes derzhavini</i>		w Pacific?	1904	SF
	<i>Stenothoe valida</i>		subtropics?/tropics?	≤1941	BW,SF
	<i>Transorchestia enigmatica</i>	shorehopper	Chile? or New Zealand?	1962*	SB

Taxon	Species	Common Name	Native Range	Date	Mechanism
Arthropoda: Crustacea continued					
Decapoda	<i>Carcinus maenas</i>	green crab	Europe	1989-90 [1989]	BW,RR,SW
	<i>Eriocheir sinensis</i>	Chinese mitten crab	China, Korea	1992	BW,RI
	<i>Orconectes virilis</i>	virile crayfish	midw U S	≤1959 [1939-41]	RR
	<i>Pacifastacus leniusculus</i>	signal crayfish	Oregon to British Columbia	≤1959 [1912? 1898?]	FS
	<i>Palaemon macrodactylus</i>	oriental shrimp	Korea, Japan, n China	1957	BW
	<i>Procambarus clarkii</i>	red swamp crayfish	se U S	≤1966 [1924]	RI
	<i>Rhithropanopeus harrisii</i>	Harris mud crab	nw Atlantic	1937	BW,OA,SF
Arthropoda: Insecta	<i>Anisolabis maritima</i>	maritime earwig	n Atlantic	1935 [1921] (1920)	SB
	<i>Neochetina bruchi</i>		Argentina	1982	BC
	<i>Neochetina eichhorniae</i>		Argentina	1982-83	BC
	<i>Trigonotylus uhleri</i>	cordgrass bug	nw Atlantic coast	1993*	AG
Entoprocta	<i>Barentsia benedeni</i>		Europe	1929	OJ,SF
	<i>Urnatella gracilis</i>		e & midw U S	1982-84 [1972]	RI
Bryozoa	<i>Alcyonidium polyoum</i>		nw Atlantic	1951-52	BW,OA,SF
	<i>Anguinella palmata</i>	ambiguous bryozoan	n Atlantic	1993* [1933-42] (1933-42)	SF
	<i>Bowerbankia gracilis</i>	creeping bryozoan	nw Atlantic?	1963 [≤1953] (≤1923)	OA,SF
	<i>Bugula "neritina"</i>		?	≤1983 [≤1905]	SF, (OA)
	<i>Bugula stolonifera</i>		nw Atlantic	≤1978 [≤1978]	SF
	<i>Conopeum tenuissimum</i>		nw Atlantic	1951-52*	BW,OA,SF
	<i>Cryptosula pallasiana</i>		n Atlantic	1944-47 [1943-44]	OA,SF
	<i>Schizoporella unicornis</i>		nw Pacific	1963 [1938] (1927)	OJ,SF
	<i>Victorella pavida</i>		Indian Ocean?	1967*	OA,OJ,SF
	<i>Watersipora "subtorquata"</i>		nw Pacific?	1992 [1963]	SF
	<i>Zoobotryon verticillatum</i>		subtropical?	1993 [1905]	SF
Chordata: Tunicata	<i>Ascidia</i> sp.		?	1993-94* [1983]	BW,SF
	<i>Botryllus aurantius</i>		Japan	1973	OJ,SF
	<i>Botryllus schlosseri</i>	golden star tunicate	ne Atlantic	1944-47	OA,SF
	<i>Botryllus</i> sp.		?	≤1983	OJ,SF
	<i>Ciona intestinalis</i>	sea vase	n Atlantic	1932 [1897]	BW,SF
	<i>Ciona savignyi</i>		Japan?	1993-94*	BW,SF
	<i>Molgula manhattensis</i>		nw Atlantic	1950s [1949]	BW,OA,SF
	<i>Styela clava</i>		n China to Okhotsk Sea	1949 [1932-33]	BW,OJ,SF

Taxon	Species	Common Name	Native Range	Date	Mechanism
VERTEBRATES					
Fish	<i>Acanthogobius flavimanus</i>	yellowfin goby	Japan, South Korea, China	1963	BW,SF
	<i>Alosa sapidissima</i>	American shad	Labrador to Florida	1871	FS
	<i>Ameiurus catus</i>	white catfish	New York to Mississippi	1874	FS
	<i>Ameiurus melas</i>	black bullhead	central N America	1874	FS
	<i>Ameiurus natalis</i>	yellow bullhead	central N America	1874	FS
	<i>Ameiurus nebulosus</i>	brown bullhead	central N America	1874	FS
	<i>Carassius auratus</i>	goldfish	China	1963-64* [early 1900s*]	RI
	<i>Cyprinus carpio</i>	carp	Eurasia	≤1917 [1872]	FS, RI
	<i>Dorosoma petenense</i>	threadfin shad	midw U S, Florida to Guatemala	1961 [1953]	FS
	<i>Gambusia affinis</i>	mosquitofish	midw & se U S, Mexico	1964-65* [1922]	BC
	<i>Ictalurus furcatus</i>	blue catfish	midw & se U S, Rio Grande, Mexico	1979 [1969]	FS
	<i>Ictalurus punctatus</i>	channel catfish	central N America	1940s [1891?]	FS
	<i>Lepomis cyanellus</i>	green sunfish	midw & se U S, n Mexico	1963-64* [1891]	AG
	<i>Lepomis gulosus</i>	warmouth	midw & se U S, Rio Grande	after 1921* [1891]	FS
	<i>Lepomis macrochirus</i>	bluegill	midw & se U S, Rio Grande, n Mexico	1908 [1891?]	FS
	<i>Lepomis microlophus</i>	redear sunfish	midw & se U S	after 1949* [1948-49]	FS
	<i>Lucania parva</i>	rainwater killifish	Mass. to Mexico, Rio Grande	1958	AG
	<i>Menidia beryllina</i>	inland silversides	midw & se U S, Rio Grande	1971 [1967]	BC
	<i>Micropterus dolomieu</i>	smallmouth bass	central N America	≤1948 [1874]	FS
	<i>Micropterus salmoides</i>	largemouth bass	central N America	≤1948 [1891] (1890)	FS
	<i>Morone saxatilis</i>	striped bass	St Lawrence River to Louisiana	1879	FS
	<i>Notemigonus crysoleucas</i>	golden shiner	central & e N America	≤1964 [1891]	FS
	<i>Percina macrolepidia</i>	bigscale logperch	Louisiana to New Mexico	1972-73 [1953]	AG
	<i>Pimephales promelas</i>	fathead minnow	central N America	1950s [1953-59]	FS
	<i>Pomoxis annularis</i>	white crappie	midw & se U S	1951 [1917] (1890)	FS
	<i>Pomoxis nigromaculatus</i>	black crappie	midw & se U S	1908 [1908] (1890)	FS
	<i>Tridentiger bifasciatus</i>	shimofuri goby	Japan	1985	BW
	<i>Tridentiger trigonocephalus</i>	chameleon goby	Japan, China, Siberia	1962 [1960]	BW,SF
Amphibians	<i>Rana catesbeiana</i>	bullfrog	e N America	≤1989 [1910-20]	RI,RR
Reptiles	<i>Pseudemys scripta</i>	pond slider	se U S	≤1989	RI
Mammals	<i>Ondatra zibethicus</i>	muskrat	e N America	1943 [1921-22*]	GS

CHAPTER 4. CRYPTOGENIC AND UNIDENTIFIED SPECIES IN THE SAN FRANCISCO ESTUARY

Numerous species of marine plants and animals occur in the San Francisco Estuary whose status as introduced or native organisms remains unknown. These taxa are known as cryptogenic species (Carlton, 1995). We list here examples of 123 such taxa (Table 2). Many additional unidentified or taxonomically unresolved marine protists and smaller invertebrates exist in the Bay's estuarine margins as well and are not treated here. These include, in particular, roundworms (nematodes), flatworms (turbellarians), rotifers, harpacticoid copepods, and many species of planktonic and benthic ciliate protozoans. These unidentified taxa (representing at least an additional 25 distinct morphological entities), including members of groups also commonly occurring on oyster shells and in ballast water, are often found abundantly amidst communities dominated by species recognized as introduced. Most of the species listed in Table 2 represent one or more of the following categories:

- 1) Species frequently reported from fouling communities or planktonic assemblages in many cool- to warm-temperate harbors and ports around the world and which represent taxa easily transported with oysters, in ship fouling, in solid ship ballast, in ballast water, or by other means.
- 2) Species whose estuarine populations may represent a different species from populations occurring on outer, high-energy, full marine coasts that bear the same name.
- 3) Species believed to have appeared relatively recently in the Estuary.
- 4) Species symbiotic with known introduced species.

The taxonomy and distribution of the taxa listed as cryptogenic usually remain sufficiently unresolved as to prevent a clear resolution of their endemic versus exotic status without further data. In some cases, a species name is available; in other cases, only generic assignments are possible but enough evidence is at hand to question whether the taxon can automatically be considered native. In a number of cases (e. g. diatoms and other phytoplankters; hydroids) we have chosen examples of genera within which one or more (and sometimes many) species have been reported from the Estuary that represent cosmopolitan taxa potentially transported by human dispersal vectors and whose aboriginal history in the Eastern Pacific has not yet been worked out.

It is worth noting that cosmopolitan species represent one of three biogeographic categories: (1) a single species with truly broad and/or disjunct distributions achieved by natural means, (2) a single species spread by human-mediated transport, or (3) multiple species described as a single species. Combinations of these categories may complicate this trichotomy. Thus, one or more species may be spread globally by a mixture of natural and human-mediated mechanisms, creating a complex intermingling of pure and hybrid populations which are then described as a single cosmopolitan species.

The importance of recognizing cryptogenic species in elucidating potentially profound changes to the environment is discussed in Chapter 6. As noted there, no introduced diatoms, dinoflagellates, or other phytoplankters (such as chlorophyceans, chrysophyceans, cryptophyceans, or cyanophyceans) have been recognized from the Bay, despite a reported flora that includes many cosmopolitan taxa.

Prominent cryptogenic guilds in the Bay include phytoplankton (25 percent), annelid worms (19 percent), protozoans (15 percent), and cnidarians and crustaceans (about 10 percent each).

Table 2. Cryptogenic Species in the San Francisco Estuary

Names of genera listed without species indicate at least one cryptogenic species. Names of genera followed by "spp." indicate at least two cryptogenic species.

[+] indicates San Francisco Bay populations, distinguished from open coast populations bearing the same name

MICROALGAE

Bacillariophyceae (Diatoms)

Achnanthes

Asterionella

Aulacoseira (= *Melosira*) spp. (including *A. distans* var. *lirata* and *A. granulata*)

Biddulphia spp.

Chaetoceros spp.

Coscinodiscus spp.

Cyclotella spp. (including *C. caspia*)

Navicula spp.

Nitzschia

Pleurosigma

Rhizosolenia

Skeletonema (including *S. costatum* [+])

Thalassiosira (including *T. decipiens*)

Thalassiothrix

Dinophyceae (Dinoflagellates)

Dinophysis

Gonyaulax spp.

Gymnodinium

Protoperidinium spp.

Chlorophyceae

Monoraphidium

Scenedesmus

Cryptophyceae (Microflagellates)

Chroomonas minuta

Cryptomonas

Cyanophyceae (Blue-Green Algae)

Anabaena

Oscillatoria

Table 2. Cryptogenic Species - continued

MACROALGAE (Seaweeds)**Chlorophyta (Green Algae)***Cladophora**Enteromorpha "intestinalis" [+]**Enteromorpha* spp.*Ulothrix**Ulva "lactuca" [+]***Rhodophyta (Red Algae)***Gigartina* sp.*Gracilaria verrucosa**Grateloupia doryphora***VASCULAR PLANTS****Dicotyledones***Myriophyllum sibiricum**Polygonum amphibium***PROTOZOANS (examples only)****Epizoic or endozoic ciliates***Acineta* sp. (on the introduced gribble isopod *Limnoria*)*Ancistrumina kofidi* (in the introduced clam *Petricolaria*)Ciliate A (in the introduced shipworm *Teredo navalis*)Ciliate B (in the introduced shipworm *Teredo navalis*)Ciliate S1 (on the introduced isopod *Sphaeroma quoyanum*)Ciliate S2 (on the introduced isopod *Sphaeroma quoyanum*)*Cochliophilus depressus* (in the introduced snail *Ovatella*)*Cochliophilus minor* (in the introduced snail *Ovatella*)*Epistylis* sp. (on the introduced gribble isopod *Limnoria*)*Opercularia* sp. (on the introduced gribble isopod *Limnoria*)*Vorticella* spp. (on the introduced gribble isopod *Limnoria*)**Fouling ciliates**

Suctorian sp. A

Vorticella sp.*Zoothamnium* spp.**Free-living Benthic/Fouling ciliates***Spirorhynchus verrucosus***Planktonic holotrich ciliates***Mesodinium rubrum***Foraminifera***Ammobaculites exiguus**Milammina fusca*

Table 2. Cryptogenic Species - continued

INVERTEBRATES**Porifera***Scypha* sp.**Rotifera***Synchaeta bicornis***Cnidaria****Hydrozoa (examples only)***Bougainvillia ramosa**Campanularia**Clytia**Cryptolaria pulchella**Gonothyrea**Plumularia**Sarsia* spp.*Sertularella**Sertularia**Syncoryne eximia***Anthozoa***Nematostella vectensis**Metridium senile* [+]**Platyhelminthes****Trematoda***Austrobilharzia variglandis***Turbellaria***Childia groenlandica***Nemertea***Lineus ruber***Annelida****Oligochaeta***Aulodrilus limnobius**Bothrioneurum vej dovskyanum**Limnodrilus hoffmeisteri**Limnodrilus udekemianus***Polychaeta***Capitella* spp.

Cirratulidae, unidentified species ("Tharyx parvus" of Bay authors)

*Ctenodrilus "serratus"**Eteone californica*/*Eteone longa* complex [+]*Euchone limnicola**Exogone "lourei"**Fabricia* sp.*Glycera dibranchiata* [+]*Glycinde* sp.*Harmothoe imbricata* [+]*Nereis virens* [+]

Table 2. Cryptogenic Species - continued

Polychaeta - continued

Ophryotrocha puerilis
Polydora socialis
Prionospio pinnata [+]
Pygospio elegans [+]
Spiophanes "bombyx" [+]
Spirorbidae, unidentified species
Typosyllis sp.

Arthropoda: Crustacea

Copepoda

Eurytemora affinis
Notodelphyoid species (commensal in the introduced seasquirt *Molgula*)

Cumacea

Cumella vulgaris [+], in part: estuarine populations

Tanaidacea

Leptochelia dubia

Amphipoda

Caprella "equilibra" [+]
Caprella "penantis" [+]
Grandifoxus grandis (= *Paraphoxus milleri* of San Francisco Bay authors)
Hyale sp.
Ischyroceridae, unidentified species
Listriella sp.
Photis sp.
Synchelidium sp.

Arthropoda: Insecta

Prokelisia marginata (on the introduced cordgrass *Spartina alterniflora*)

Bryozoa

Alcyonidium parasiticum
Aspidelectra sp. (?)
Conopeum reticulum
Electra crustulenta [+], in part: estuarine populations
Membranipora sp. (?)
Smittoidea sp.

Chordata: Tunicata

Botryllus "tuberatus" [+]
Didemnum sp.

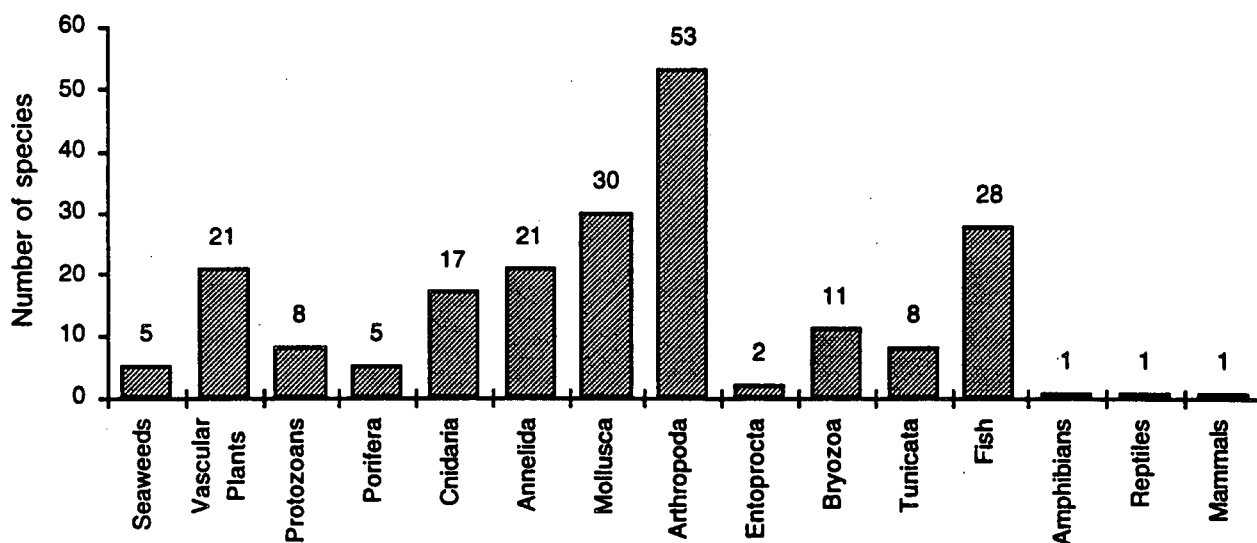
CHAPTER 5. RESULTS

(A) TAXONOMIC GROUPS OF INTRODUCED SPECIES

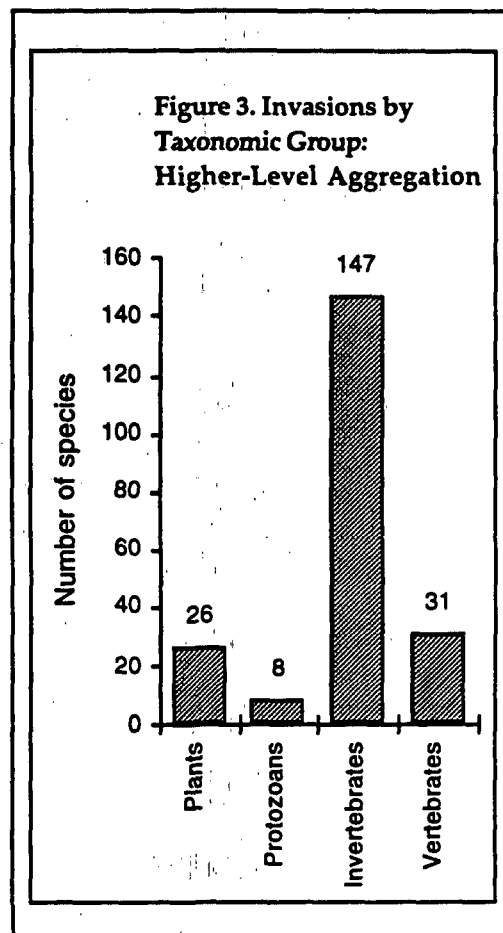
In all, we documented 212 species of introduced organisms in the Estuary. The numbers of species per taxonomic group are presented in Figures 2 and 3 at lower and higher levels of aggregation. Invertebrates are the most common major group of introduced species, accounting for nearly 70% of the total, followed by vertebrates and plants with respectively about 15 and 12 percent of the total. The most abundant invertebrates were the arthropods (36% of invertebrates) followed by molluscs (20%), annelids (14%) and cnidarians (12%). Nearly all the vertebrates were fish, and most of the plants were vascular plants, which were about evenly split between monocots and dicots.

These numbers are generally in accord with our expectations prior to this study, based upon our knowledge of the Estuary's biota and consideration of other regional reviews of introduced marine and aquatic species, with the exception of the number of species of vascular plants, which we had anticipated would be higher. This result is in part due to our application of relatively more restrictive criteria for the inclusion of marsh-edge plants, as discussed in Chapter 2.

Figure 2. Invasions by Taxonomic Group: Lower-level Aggregation



For example, a study of introduced species in the Great Lakes using less restrictive criteria produced a list of 139 introduced species of which 59 species (42%) were vascular plants (Mills et al., 1993), and a similar study of the Hudson River produced a list of 154 introduced species with 97 (63%) vascular plants (Mills et al., 1995). As suggested in the "Methods" section, adding the plants in Appendix 1 (essentially terrestrial plants that have been reported in or at the edge of the tidal waters of the Estuary) to the list of organisms in Table 1 produces a list of introduced species that can more reasonably be compared to the Great Lakes and Hudson River lists. This expanded list for the Estuary contains 240 introduced species of which 49 (20%) are vascular plants. These three and one other study are compared in Appendix 5.



(B) NATIVE REGIONS OF INTRODUCED SPECIES

The numbers of species per native region are presented in Figure 4. Species were treated as either marine or continental species, as shown in Table 3, for assignment to appropriate regions. No introduced species were identified from the marine regions of the Eastern South Atlantic, the Western South Atlantic or the Eastern North Pacific, or from the continental region of Australia/New Zealand, so these regions do not appear in Figure 4.

The Estuary's marine introductions are dominated by species from the Western North Atlantic (accounting for 41% of all marine introductions), the Western North Pacific (33%) and the Eastern North Atlantic (15%). The Western North Atlantic provided mainly mollusks, arthropods and annelids, the Western North Pacific predominantly arthropods, followed by annelids, and the Eastern North Atlantic provided a few species from each of several groups. The Estuary's continental introductions are dominated by species from North America (54% of continental introductions; mainly fish) and Eurasia (29%, mainly plants).

Table 3. Treatment of Introduced Species as Marine or Continental, for Analysis by Native Region

PLANTS

Seaweeds	marine
Vascular Plants	
<i>Spartina</i> spp.	marine
all other vascular plants	continental

PROTOZOANS

marine

INVERTEBRATES

Annelida

Oligochaeta

<i>Branchiura sowerbyi</i>	continental
<i>Limnodrilus monothecus</i>	marine
<i>Paranais frici</i>	marine
<i>Potamotheix bavaricus</i>	continental
<i>Tubificoides</i> spp.	marine
<i>Varichaetadrilus angustipenis</i>	continental

Polychaeta

<i>Manayunkia speciosa</i>	continental
all other polychaetes	marine

Mollusca

<i>Cipangopaludina chinensis malleata</i>	continental
<i>Melanoides tuberculata</i>	continental
<i>Corbicula fluminea</i>	continental
all other molluscs	marine

Arthropoda: Crustacea

crayfish	continental
all other crustaceans	marine

Arthropoda: Insecta

<i>Anisolabis maritima</i>	marine
<i>Neochetina</i> spp.	continental
<i>Trigonotylus uhleri</i>	marine

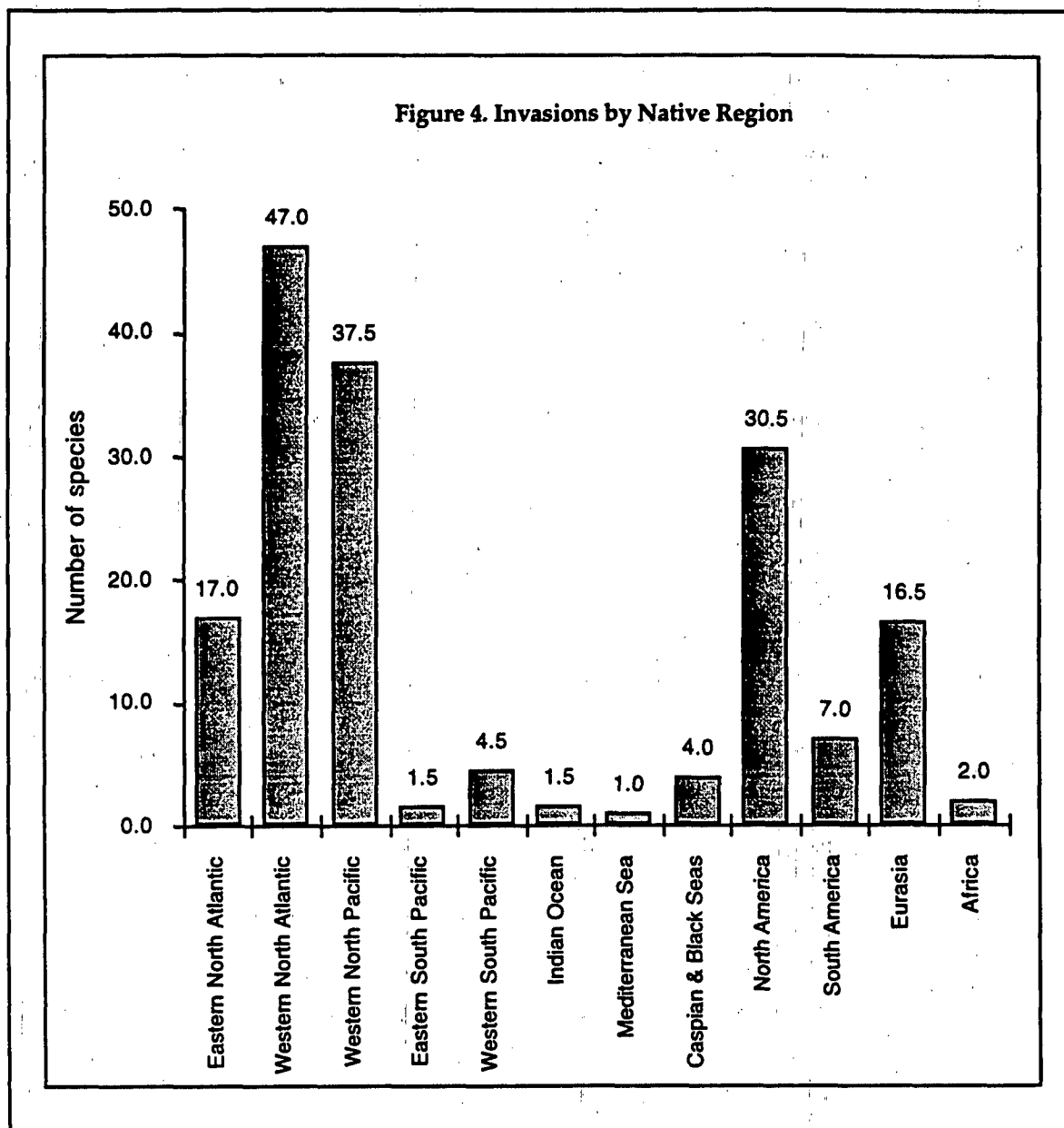
Entoprocta

<i>Barentsia benedeni</i>	marine
<i>Urnatella gracilis</i>	continental
all other invertebrates	marine

VERTEBRATES

Fish

gobies	marine
<i>Alosa sapidissima</i>	marine
<i>Morone saxatilis</i>	marine
all other fish	continental
all other vertebrates	continental



(C) TIMING OF INTRODUCTIONS

Analyses of the timing of introductions, done with the intent to distinguish pulses or patterns of invasions, are fraught with difficulties. In the San Francisco Estuary, as everywhere, larger and more conspicuous species (such as certain crabs, fish, and mollusks) tend to be noticed relatively soon after their arrival, while smaller and more cryptic organisms may be present but remain unnoticed for scores of years until the arrival of an appropriately specialized biologist. For example, the

Bay's mud-dwelling worms received little attention until Olga Hartman began sampling in the Bay in the 1930s, and thus some of the polychaetes derived from the Atlantic might well have been introduced (with Atlantic oysters) as early as the 1870s. The biases introduced by taxonomist-dependent records of arrival are not limited to the earlier part of this century. With enough effort from appropriate taxonomic experts, many species of tiny introduced organisms—such as protozoans, nematodes, flatworms and so forth—could certainly be collected today and identified from San Francisco Bay for the first time, although they may have been in the Estuary for 100 or more years.

Given these challenges, we have, as noted in Chapter 2, excluded from our tabulations of the temporal patterns of introductions both those species whose only available dates of first record are the first written accounts, and those species for which the date of first record seems a clear artifact of the arrival or participation of an interested taxonomist (e. g. Olga Hartman in the 1930s (polychaetes), Eugene Kozloff in the 1940s (symbiotic protozoans), Willard Hartman in the 1950s (sponges), and Ralph Brinkhurst in the 1960s (oligochaetes)), or an artifact of an especially focused sampling effort (e. g. the *Albatross* survey of 1912-23, and our survey of Bay fouling communities in 1993-95), or simply the fortuitous discovery of a species in a restricted habitat or locality (such as *Transorchestia enigmatica*, known only from the shore of Lake Merritt, and *Littorina saxatilis*, known only from ten meters of cobbly beach in the Emeryville Marina), and whose inclusion would provide a misleading view of the invasion history of the Estuary. These species are marked with an asterisk (*) in Table 1.

The dates of first record were tabulated in five time periods (four 30-year periods and one 26-year period) beginning in 1850. Tabulations of the dates of first record in the Estuary are shown in Figure 5, and of the dates of first record in the northwestern Pacific region in Figure 6. The results show a clear trend toward more first records in more recent periods. Over 40% of the first records of introductions in the Estuary date from 1970 or later, and over 63% from 1940 or later. Since the first records for the northeastern Pacific are inclusive of the records for the Estuary, they necessarily average somewhat earlier; nevertheless, 51% still date from 1940 or later.

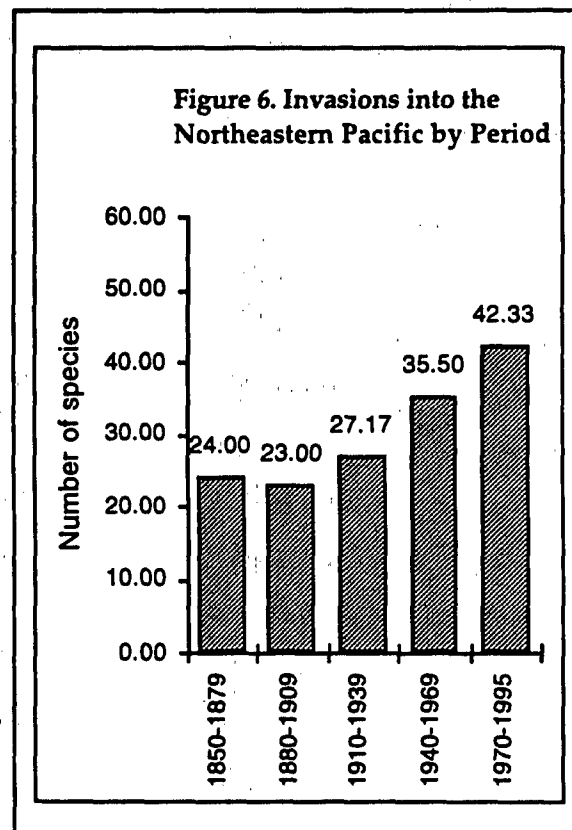
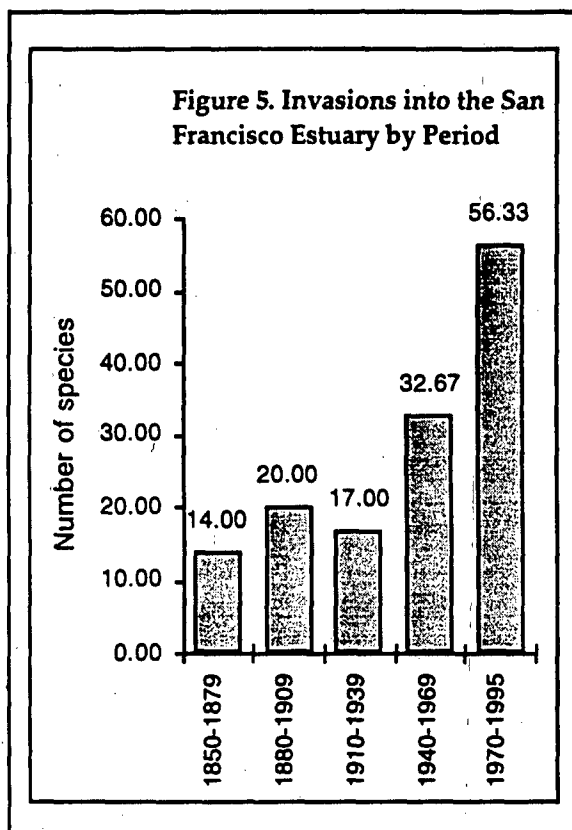
Some of these results should be interpreted with caution. The dates of arrival must of course precede the dates of first record, by an unknown but possibly significant average period. And although we have excluded records that would cause a specific and obvious temporal bias, there might exist a general bias toward increasing numbers of first records, which could be caused by such changes as an increase in sampling effort, by the development of improved techniques for sampling and sorting, by a general increase in taxonomic knowledge, by an increased availability and improvement of keys and other identification tools, or by other changes.

On the other hand, several factors in the analysis create a bias toward a lower number of first records in the most recent period relative to earlier periods.

- The length of the most recent period is a little under 26 years long, compared to 30 years for the earlier periods. Extrapolating to 30 years at the same rate of production of first records as has prevailed in the period so far would add

another 9 species to the recent period's tally for the Estuary, and 7 species to the tally for the northeastern Pacific.

- While a substantial number of first records were excluded (for the reasons discussed above) from the third, fourth and fifth periods, virtually none were excluded from the first two periods.
- Some organisms collected in the most recent period but excluded from the list of introductions because of inadequate evidence to determine whether they are established (see Table 8) will probably, with the passage of time, be recognized as established.



- With the passage of time, the taxonomic problems that bar the listing of some species will be resolved. There appear to be a substantial number of species that were only recently recorded from the Estuary that fall into this category.

Taking these factors into account, it appears that the data signal a substantial pulse of invasions detected in the Estuary since 1970. The overall rate of introductions to the Estuary (212 species between 1850 and 1995) averages one new species established every 36 weeks. In the period since 1970, the dates of first record indicate a rate of one new species every 24 weeks (even after excluding one-third of the 212 documented introductions from the analysis, for reasons discussed above).

(D) MECHANISMS OF INTRODUCTION

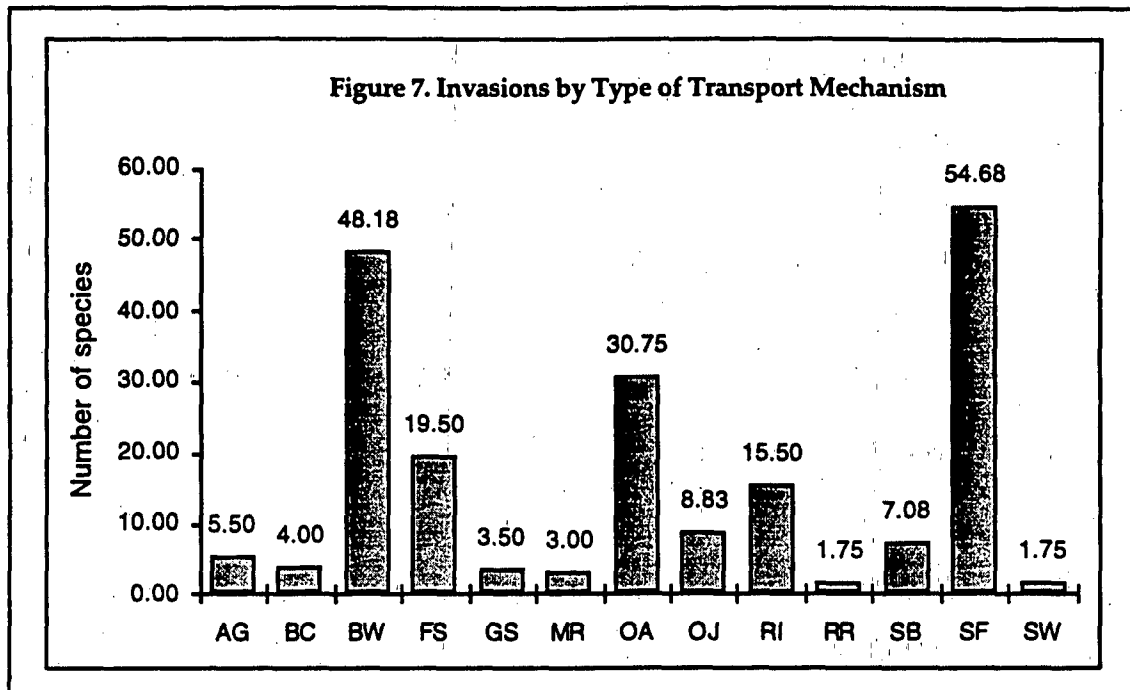
Carlton (1994) presented a tabular overview of global dispersal mechanisms by human agencies in five broad categories: (1) Vessels; (2) Aquaculture, Fisheries, and Aquarium Industries; (3) Other Commercial, Government, and Private Activities; (4) Scientific Research; and (5) Canals. These have been reviewed in detail by Carlton (1979a, 1979b, 1985, 1987, 1992a) and by Carlton et al. (1995). Our data indicate that all of these mechanisms except for canals have served to transport non-native species to the San Francisco Bay area. Within these categories, twelve mechanisms (Table 1) and their approximate time of initiation relative to human-mediated invasions of the San Francisco Estuary are summarized here (a thirteenth mechanism, "gradual spread," accounts for the arrival of a number of species, including muskrats, purple loosestrife, and watercress, all in the 20th century, that spread either naturally, by human activities, or both, from eastern to western North America).

We focus here primarily on those mechanisms that serve to transport new species to the northeastern Pacific, rather than on intraregional vectors. The latter may include, for example, the intentional movement of fish between watersheds by members of the public with the intent of establishing new populations for sport fisheries or pest control (such as the mosquitofish *Gambusia*); the accidental movement of invertebrates in river gravels dredged for use as aggregate for concrete (such as the Asian clam *Corbicula*), and the spreading of organisms by dredging activity (such as the cordgrass *Spartina alterniflora*). No studies are available on the scale or role of these within-system vectors. We note later that such work would be of great value in terms of both understanding dispersal potential and dispersal histories and in establishing management policies.

1. VESSELS

(a) In ship fouling or boring into wooden hulls (SF)

The transport of marine organisms to San Francisco Bay by ships has been theoretically possible since the 16th century, when ships either traveling along the coast and passing by the entrance to the Bay, or making landfall on the shores of the gulf outside the Bay, could have released organisms that made their way into the Bay. Thus, for example, Carlton & Hodder (1995) have shown that vessels passing the California coast in the 1570s could have released larvae-laden hydroid polyps that could have drifted into the Bay. The first ship known to actually enter the Bay was the *San Carlos*, on August 5, 1775 (Galvin, 1971). By the turn of the 18th century a number of ships from the Atlantic and Pacific oceans had entered the Bay (Kemble, 1957). After 1849, international shipping to the Bay picked up dramatically due to a combination of the California Gold Rush, the increased export of lumber, grain, minerals, furs, hides, and other products from the rapidly developing industries of central California, and increased colonization and industrialization in general. Kemble (1957) reviews the general maritime history of the Bay area.



Little is known of the modern role of ship fouling in transporting marine animals and plants into San Francisco Bay, although there is evidence that this mechanism could assume an increasingly higher profile due to the decreasing use (for environmental reasons) globally of effective antifouling paints (such as those including tributyltins (TBTs)) (A. Taylor, BHP Inc., Australia, pers. comm., 1995). The earliest clear records of ship fouling-mediated introductions (though not recognized as such at the time) are the collections of several North Atlantic fouling organisms in San Francisco Bay between 1853 and 1860: the barnacle *Balanus improvisus* (1853), the hydroid *Tubularia crocea* (1859) and the hydroid *Sarsia tubulosa* (1860) (Table 1). Approximately 26 percent of Bay invasions (55 species) have arrived by ship fouling and boring (Figure 7).

(b) In solid ballast (rocks, sand, etc.) carried in a ship's hold (SB)

No history of the release of ships' solid ballast into the Bay Area is available. It presumably parallels the general history of shipping into the Bay, but source regions for rock and sand ballast, amounts released, and so forth remain to be investigated.

That rock and sand ballast may have played an early role is suggested by the appearance of the South African shore plant brass buttons (*Cotula coronopifolia*) and the Atlantic marsh snail *Ovatella myosotis* in the Bay in the 1870s (Table 1). Another example of such activity was the release of ballast derived from Chilean port regions (such as Iquique and Valparaiso) into the Oakland Estuary up until about the 1920s, a transport vector that may have led to the introduction of the southern hemisphere beach hopper *Transorchestia* into nearby Lake Merritt. About 3 percent of Bay invasions (7 species) are linked to this mechanism (Figure 7). It is

probable that this is an underestimate, and that with further studies more species (especially among non-crustacean arthropods, such as coastal insects and spiders) will be found to have been ballast-transported, similar to the studies of Lindroth (1957) on North Atlantic beetles.

(c) In ballast water or in a ship's seawater system (BW)

Ballast water may have been released into San Francisco Bay as early as the 1880s-1890s, but, as with solid ballast, the early history of ballast water in the Estuary remains to be studied. Of particular interest would be data on the timing of increased pulses of ballast water release into the Estuary. Modern ballast patterns for selected ports within San Francisco Bay have been investigated by Carlton et al. (1995). In the Ports of Oakland and San Francisco alone there were more than 2,000 arrivals of bulk cargo vessels and petroleum product tankers in 1991.

"Acknowledged" ballast water released from those vessels in these two ports exceeded 130,000 metric tons (approximately 34,000,000 gallons) of water.

"Unacknowledged" ballast water (water that is on board but not recorded because the vessel is classified as being "in cargo" rather than "in ballast") arriving in these two ports is estimated at approximately an additional 130,000 metric tons (34,000,000 gallons) (Carlton et al., 1995). Thus, more than 68 million gallons of ballast water per year are released by bulkers and tankers alone in the Central Bay area. Additional ports in the Bay system receiving large volumes of water include Sacramento and Stockton.

In 1991 the Ports of Oakland and San Francisco primarily received shipping from other North Pacific ports. Shipping from Asia accounted for 26 percent of ship arrivals in San Francisco and 48 percent in Oakland. Ships (and thus water) also arrived from Central Pacific and South Pacific ports and, to a smaller extent, from the Atlantic and Indian oceans (Carlton et al., 1995).

While some species may have been brought to the Estuary in the first half of the 20th century by ballast water (Table 1), the first reasonably unambiguous signal of the role of ballast water was the arrival of two Asian species, the shrimp *Palaemon macrodactylus* (first collected in 1957) and the Japanese goby *Tridentiger trigonocephalus* (first collected in 1962). The arrival of both may have been associated with increased transpacific shipping related to the Korean War. Twenty-three percent (48 species) of the Estuary's nonindigenous species are now linked to ballast water transport, with a greatly increasing number of these apparently having arrived since the 1960s (Figure 5). The pulse of recent ballast invaders into the Estuary is particularly evident in the discovery, since the 1970s, of 15 species of small Asian crustaceans (copepods, one cumacean, one isopod, 3 mysids, and 2 amphipods), and, since the 1980s, of two Asian clams (*Potamocorbula* and *Theora*), one Japanese fish (*Tridentiger bifasciatus*), and a New Zealand carnivorous sea slug (*Philine*). The appearance of the Chinese mitten crab *Eriocheir sinensis* in the Bay may also be linked to ballast water (but see mechanism 11, below).

2. FISHERIES, MARSH RESTORATION AND BIOCONTROL ACTIVITIES

(a) Shipments of Atlantic oysters (*Crassostrea virginica*) (OA) and Pacific (Japanese) oysters (*Crassostrea gigas*) (OI)

The first Atlantic oysters were planted in San Francisco Bay in 1869, the year of the completion of the Transcontinental Railroad. Early shipments were largely from New York and New Jersey and occasionally from Chesapeake Bay. The industry grew and flourished in the 1890s, tapering off sharply after 1900 (for reasons variously cited as increases in pollution and changes in the Bay's hydrology and flushing dynamics; see Carlton, 1979a). The last oyster seed shipments occurred about 1910, and adult oysters continued to be received for holding in the Bay until the 1930s. Barrett (1963) and Carlton (1979a) review the history of Atlantic oystering in the Bay in detail.

The first Japanese oysters were planted out in the Bay in 1932, with plantings continuing until 1939. Occasional plantings for "experimental" purposes were started in the 1950s. Carlton (1979a) reviews this brief and little-known history.

The "signal" of Atlantic oystering in terms of invasions occurred early, with the appearance of the common Atlantic soft-shelled clam *Mya arenaria* in the Bay by 1874 (it was, oddly enough, not recognized as such, and described as a new species!). The Atlantic marsh snail *Ovatella* may have also arrived with oysters, if not with ship's ballast, at this time. Coincident, however, with the greatly increased pulse of plantings in the 1890s of Atlantic oysters was the appearance in the Bay of a variety of well-known East Coast clams and snails, including the oyster drill *Urosalpinx* (1890), the tiny gem clam *Gemma* (1893), the marsh mussel *Arcuatula* (= *Ischadium*) *demissa* (1894), two species of slipper limpets *Crepidula convexa* and *plana* (1898, 1901) and the mudsnail *Ilyanassa* (1907). Similarly, the Atlantic shell-boring sponge *Cliona* (1891) and the common Atlantic pileworm *Nereis succinea* (1896) had been recorded by this time. Thirty species representing about 15% of the introduced biota are now recognized as originating from Atlantic oystering activity.

In concert with the much lower level of Japanese oystering in the Bay, only a few species in the Bay are recognized as having arrived with this industry. After the pulse of 1930 plantings, the Japanese mussel *Musculista* (1946) and the Japanese clam *Venerupis philippinarum* (= *Tapes japonica*) (1946) were collected in the Bay. The immediate role of Japanese oystering in transporting other species is not as clear, as many candidate taxa may also have entered the Bay by ship fouling or other means (Table 1). The Japanese brown seaweed *Sargassum muticum*, while apparently introduced to the Pacific coast by Japanese oystering, may have entered the Bay as drift seaweed from elsewhere on the coast or, even more likely, as fouling on coastal ship traffic. The Japanese parasitic copepod *Mytilicola* may similarly have been transported into the Bay in mussels in ship fouling from more northern stations. About 4 percent of the Bay's invasions are linked to Japanese oystering (Figure 5).

(b) Fish or shellfish stocked by the government to establish or support a fishery (FS)

We review the early attempts to move Eastern fish West, facilitated by the completion of the Transcontinental Railroad, in Chapter 3. American shad, white

catfish, several species of bullhead, and striped bass were all successfully transported, released, and established in the Bay commencing in the 1870s. Intentional fish stocking by government agencies of freshwater and estuarine fish into California and the Bay region has continued to varying degrees throughout the 20th century (see discussions in Chapter 3). Nineteen species (9 percent) of the exotic biota owe their origins to this mechanism.

(c) Plantings for marsh restoration or erosion control (MR)

Plantings either for marsh restoration or possibly for erosion control were involved in the introduction of four species of the cordgrass *Spartina* in the Bay in the 1960s and 1970s. One was planted in Washington state, and then transplanted from there to San Francisco Bay; another was likely introduced to Washington in solid ballast, and later independently introduced to the Bay from the Atlantic coast for marsh restoration; the third was introduced to Humboldt Bay in solid ballast, then transplanted to San Francisco Bay; the fourth, first reported in the Bay in 1968, presumably arrived with an undocumented restoration or erosion control project (Chapter 3).

As we based our analysis on the mechanisms that brought to the northeastern Pacific the stocks of organisms introduced to the Estuary, we counted three of these cordgrasses as introduced via marsh restoration or erosion control (1.4% of the exotic biota), and one via solid ballast.

(d) Accidental release by the government with fish stocks or marsh restoration (AG)

Accidental releases of plants, fish, and invertebrates through stocking and planting programs began to be detected in the 1950s in the Bay region, although these may have occurred much earlier. Thus the rainwater killifish *Lucania parva* appeared in 1958 on the Bay's margins, apparently having been released accidentally with shipments of other fish in more eastern localities. The green sunfish and bigscale logperch, as well as the curly-leaf pondweed, are additional accidental releases. Less than 3 percent of the Estuary's invaders come under this category.

(e) Seaweed packing for live baitworms and lobsters (SW)

Miller (1969) first described this mechanism (focusing on lobster packing) as an active vector for transporting northwestern Atlantic marine organisms to San Francisco Bay. As discussed in Chapter 3 (under the periwinkle *Littorina saxatilis*), this mechanism continues vigorously today. Large quantities of Atlantic bait worms, and with them as packing material Atlantic rocky shore seaweeds (mainly *Ascophyllum nodosum*), are air-shipped weekly to sport-fishing supply stores in the Bay Area. Investigations in progress (Lau, 1995; Cohen, Lau & Carlton, in prep.) reveal that these seaweeds support large numbers of living Atlantic coast invertebrates, including mollusks, worms, crustaceans, and insects, which are routinely released into the Bay by anglers. The apparently recent appearance of the Atlantic red alga *Callithamnion* in the Bay, the establishment of a population of the Atlantic periwinkle *Littorina saxatilis*, and perhaps even the appearance of the Atlantic green crab *Carcinus maenas* may be linked to this active and unregulated

flow of New England rocky shore organisms to the Bay. To date, less than one percent of the Estuary's invaders are clearly linked to this mechanism, but the occasional appearance of other species not yet known to be established (such as the Atlantic periwinkle *Littorina littorea*; Table 8) and the continual release of living seaweeds in the Bay which could themselves become established (for example, *Ascophyllum nodosum* has now gained a foothold in the Hood Canal, Puget Sound; L. Goff, pers. comm., 1992), predictably herald the imminent establishment of yet additional Atlantic species.

(f) Biocontrol releases (BC)

Invertebrates and fish released for biocontrol in the Bay region have been few, although the release of muskellunge and sea lions in San Francisco's Lake Merced to control introduced carp is a noteworthy incident in the history of human attempts at biocontrol (Chapter 2). Two South American weevils (*Neochetina* spp.) were released in the 1980s for water hyacinth control; these became established but appear to have had little impact on these weeds (Chapter 3). An early introduction (1922) to the state was the mosquitofish *Gambusia affinis* which arrived on Bay shores at least by the 1960s if not much earlier. The inland silversides *Menidia beryllina*, brought to the state for gnat and midge control in 1967, soon entered (1971) Bay waters. These four species represent about two percent of the Estuary's exotic biota.

3. OTHER COMMERCIAL AND PRIVATE ACTIVITIES

(a) Releases by an individual, whether intentional or accidental (RI)

Under this mechanism we include non-government releases to establish food resources (the snail *Cipangopaludina*, the clam *Corbicula*, the crayfish *Procambarus clarkii*, carp, bullfrog, and perhaps the Chinese mitten crab *Eriocheir sinensis* and the pond slider turtle); releases or escapes from residential ponds and aquariums (plants (and oligochaete worms with them), possibly the snail *Melanoides*, goldfish, carp, and the turtle); escapes from commercial breeding or rearing ponds (crayfish, carp, bullfrog) and discards of market goods (the snail *Cipangopaludina* again). Fifteen species representing 7 percent of the introduced biota have been linked to this mechanism according to our data. With the possible exception of carp, water hyacinth and *Cipangopaludina*, these have all been 20th century activities.

4. SCIENTIFIC RESEARCH

(a) Releases as a result of research activities, whether intentional or accidental (RR)

Scientific research efforts have resulted in relatively few introductions to the Estuary. The bullfrog and the virile crayfish both owe their establishment, at least in part, to releases from educational and research institutions in the last half of this century. The green crab *Carcinus maenas*, as noted below, may be a further and more recent example of this vector. Less than one percent of the Estuaries nonindigenous biota has arrived via this mechanism.

The complexities and challenges in analyzing and properly weighting these many transport vectors, in terms of both developing an historical perspective and establishing effective management options, is illustrated by the many species in Table 1 for which multiple transport vectors can be assigned. The recent appearance of the Atlantic green crab *Carcinus maenas* in San Francisco Bay is a superb illustration of the analytical and managerial hurdles involved. The green crab could have arrived by at least four different mechanisms (Cohen et al., 1995), whose relative likelihood is difficult to estimate. As discussed in Chapter 3, it may have arrived in ballast water from any of several different source regions (Atlantic America, Australia, Europe or South Africa, with the first two perhaps more likely based on shipping patterns); via seaweed released from the bait worm industry; via active release from a school or research aquarium; or via a ship's sea chest or seawater pipe system. Clearly, the control of future invasions hinges on a clearer and more detailed resolution of which mechanism served to introduce *Carcinus* to the Bay. Recent collections in the Estuary of the Atlantic amphipod *Gammarus daiberi* (1983), the Atlantic worm *Marenzelleria viridis* (1991) and the Atlantic snail *Littorina saxatilis* (1993) may point to the Atlantic as the source region for *Carcinus* (1989/1990), and may further suggest the modern resurgence of an active Northwest Atlantic to San Francisco Bay transport corridor.

CHAPTER 6. DISCUSSION

(A) THE ECOLOGICAL IMPACTS OF BIOLOGICAL INVASIONS IN THE SAN FRANCISCO ESTUARY

Nonindigenous aquatic animals and plants have had a profound impact on the Estuary's ecosystem. No habitat—with the possible exception of the deep floor of the Central Bay—remains uninvaded by exotic species, and in some habitats it is difficult to find any natives. The depth and extent of biological invasions now recognized for the Estuary is greater than for any other aquatic ecosystem in North America, a phenomenon which apparently results from a combination of factors, including: 150 years of intense human commercial activity involving both the frequent disturbance and alteration of the ecosystem and the importation of nonindigenous organisms (Nichols et al. 1986), the prior geological and ecological history of the Bay, and the amount of research into biological invasions in this system. Despite the intensity of research effort our understanding of the ecological and biological consequences of the estuary's nonindigenous biota, in terms of both the individual and the collective impacts of many species, remains strikingly limited.

A brief survey of the estuary reveals the scale of dominance by the nonindigenous biota. At the Bay's mouth, under the shadow of the Golden Gate Bridge, orange-red clumps of the Indo-Pacific bryozoan *Watersipora*, 30 centimeters across and 20 centimeters deep, covers the dock sides. To the north, in San Pablo and Suisun bays, the Chinese clam *Potamocorbula* forms thick beds in the mud while Japanese gobies and Korean shrimp swim overhead. In a brackish river a few kilometers distant large, coral-like masses formed from the calcareous tubes of an Australian serpulid worm harbor an abundant population of the Atlantic shore crab *Rhithropanopeus*. Upstream in the Delta a Eurasian freshwater hydroid forms thick colonies on ropes and marina floats. Swimming nearby may be any of several warmwater gamefish native to eastern North America, including six species of catfish, four species of sunfish and four species of bass.

Along the eastern and southern Bay shores, great masses of Atlantic and Asian seasquirts comprise the dominant fouling biota along with dense populations of bay mussels, represented in San Francisco Bay by both the native *Mytilus trossulus* and the Mediterranean *Mytilus galloprovincialis*. On the fringes of the Bay, dense beds of the New England ribbed mussel bind the upper intertidal sediments and lower marsh fringes, clonal colonies of the Atlantic cordgrass *Spartina alterniflora* encroach upon the mudflats, and a New Zealand burrowing isopod inexorably bores into the clay and mud banks of the Bay's shore. Moving in seasonal migrations over the mudflats, vast herds of the Atlantic mudsnail *Ilyanassa* rework the uppermost layers of sediment above the subsurface beds of the Atlantic softshell clam and the Japanese littleneck clam.

With seasonal changes, with dramatic interannual variation in the amount of freshwater runoff or saltwater intrusion, with the discharge of point-source or

diffuse pollutants, and with many other variables, these associations of introduced species may shift significantly, but the overall aspect remains the same: the dominant members of many of the Bay and Delta aquatic communities are organisms that were not present 150 years ago.

Considered here are the ecological and biological impacts that have been caused by the introduction of nonindigenous animals and plants into the marine, brackish, and freshwater environments of the Bay and Delta region. We review examples of communities in which introduced species are the dominant members, both in terms of diversity and biomass, consider trophic changes in the Bay as a result of invasions, and then consider additional community-level and habitat changes that have occurred. We conclude with prospects for future invasions.

1. ASSOCIATIONS OF NONINDIGENOUS SPECIES

In some regions of the Estuary, 100% of the common species are introduced.

As Carlton (1975, 1979a, 1979b), Nichols & Thompson (1985a,b) and Nichols & Pamatmat (1988) have noted, the shallow-water benthos of San Francisco Bay is dominated by nonindigenous species—indeed, Nichols & Thompson (1985b) have used the phrase, "introduced mudflat community" in reference to South San Francisco Bay. Nichols and Pamatmat (1988), in describing the Bay's soft-bottom benthic communities, state that:

"The principal contributors to biomass throughout much of the bay are the mollusks *Tapes* [now *Venerupis*] *philippinarum*, *Musculista senhousia*, *Macoma balthica* [now *petalum*], *Mya arenaria*, *Gemma gemma*, and *Ilyanassa obsoleta*. In addition, the large tube-dwelling polychaete *Asychis* [now *Sabaco*] *elongata* is a major contributor to total biomass in the muddy subtidal areas of South Bay...[Since 1987] the Asian bivalve, *Potamocorbula amurensis*...has become the dominant macroinvertebrate throughout the northern portions of the bay and is found in South Bay sloughs as well."

Each of these species is introduced to San Francisco Bay, arriving in the following approximate sequence:

	Time of First Observation (O) or Hypothesized Arrival (H)
Introduced with Atlantic Oysters	
Atlantic soft-shell clam <i>Mya</i>	early 1870s (O)
Atlantic tellinid clam <i>Macoma</i>	1870s-1890s (H)
Atlantic gem clam <i>Gemma</i>	before 1893 (O)
Atlantic mudsnail <i>Ilyanassa</i>	before 1907 (O)
Atlantic bamboo worm <i>Sabaco</i>	after 1912 (H)
Introduced with Japanese Oysters	
Japanese mussel <i>Musculista</i>	before 1946 (O)
Japanese clam <i>Venerupis</i>	before 1946 (O)
Introduced with Ballast Water	
Chinese clam <i>Potamocorbula</i>	before 1986 (O)

Although these nonindigenous species dominated the intertidal and subtidal mudflat communities, many other species of mollusks, crustaceans, polychaetes, and other invertebrates were added to the Bay's soft-bottom communities during these periods as well (Table 1). Each new addition or set of additions presumably altered the previously-existing community, in ways that may have prevented or facilitated the invasion of the next introduced species. While these "successional" concepts of the roles of inhibition or facilitation by preceding invaders are not well developed in invasion ecology, the assembly of these communities over a relatively long period of time, from different source regions (and thus of species that did not coevolve), may prove to be key factors in understanding the structure of invaded communities, and of which species do and do not invade.

A review of several faunal studies around the Bay conducted between the 1940s and 1970s (Carlton, 1979a; Table 4, herein) demonstrates the importance of introduced species in intertidal epifaunal (on the surface), intertidal infaunal (under the surface) and fouling communities. In locations ranging from freshwater sites in the Delta through estuarine sites in the northern bays, the Central Bay and the South Bay, introduced species account for the majority of the species diversity at most sites. On South Bay mudflats, Vassallo (1969) found that the infaunal communities could be characterized in terms of introduced species: the upper intertidal was essentially a "*Macoma balthica* community," whereas the lower intertidal was an "*Ampelisca abdita* community." At some sites, 100% of the common to abundant species were found to be introduced. We discuss later in this section the question of the replacement or displacement of a native biota by these introduced species.

Thus, extensive communities in the Bay are structured around introduced species: the abundant filter feeders, the abundant herbivores, the abundant detritivores, and the abundant carnivores are not native. With few exceptions, the introduced versus native status of the abundant primary producers (phytoplankton and algae) is not known, and thus the extent to which the entire food chain is constructed of invasions is not yet known. However, few, if any, of the estuarine phytoplankton or algae are clearly native. These communities are further composed of species originating from different regions of the world—species that evolved in the presence of other species (that did not arrive with them in San Francisco Bay) and that evolved under different environmental regimes. The extent to which these introduced species, artificially placed together in a novel environment, are undergoing coadaptation, in terms of predator-prey relationships or competitive interactions, remains unknown.

The predominance of nonnative species in the Bay's communities suggest that a vast amount of energy, in terms of dissolved organic and inorganic compounds, and in terms of primary and secondary production, now pass through and are utilized by the nonindigenous biota of the Bay. We explore some of these trophic changes below, as well as the role of competition, habitat alterations, and the regional or global extirpation of native species.

Table 4. Associations of Introduced Species in the San Francisco Estuary.

The number and percentage of introduced species (excluding cryptogenic species) in selected communities.

Location	Number of Introduced Species	Reference [date of collections]
DELTA & SUISUN BAY		
Antioch and Bradford	6 out of 7 (= 86%) epibenthic/fouling species are introduced.	Aldrich, 1961
Sacramento River, Decker Is. to Chipps Is.	3 out of 5 (=60%) dominant benthic species are introduced.	Siegfried et al., 1980 [1976]
Delta to Grizzly Bay	2 out of 4 (=50%) dominant benthic species are introduced.	Markmann, 1986 [1975-81]
Suisun Bay	4 out of 7 (=57%) common benthic species are introduced.	Nichols & Thompson, 1985a
Grizzly Bay to Old River	2 out of 5 (=40%) dominant benthic species are introduced.	Herbold & Moyle 1989 [1983-84]
Delta	26 out of 52 (=50%) fish present, and 25 of 36 (=69%) fish resident, in the Delta are introduced.	Herbold & Moyle, 1989
Delta: Old River, Frank's Tract and Sherman Lake	6 out of 22 (=27%) benthic invertebrate species are introduced.	Hymanson et al., 1984 [1980-90]
Sacramento River at Sherman Island	10 out of 17 (=59%) benthic invertebrate species are introduced.	Hymanson et al., 1984 [1980-90]
Grizzly Bay	16 out of 19 (=84%) benthic invertebrate species are introduced.	Hymanson et al., 1984 [1980-90]
SAN PABLO BAY		
San Pablo Bay east to the Delta	8 out of 13 (= 62%) epifaunal species, and 16 out of 17 (= 94%) infaunal species are introduced.*	Filice, 1959
Carquinez Strait	7 out of 7 (=100%) of common benthic species are introduced.	Markmann, 1986 [1975-81]
San Pablo Bay shallows	9 out of 9 (=100%) common benthic species are introduced.	Nichols & Thompson, 1985a
CENTRAL BAY		
Oakland Estuary	All 4 species (= 100%) dominant in the fouling fauna are introduced.*	Graham & Gay, 1945 [1940-42]
Lake Merritt	31 out of 35 (= 88%) epifaunal species, and 6 out of 8 (= 75%) infaunal species are introduced.*	Carlton, 1979a [1962-72]

Table 4. Associations of Introduced Species - continued

Location	Number of Introduced Species	Reference [date of collections]
SOUTH BAY		
Hayward	4 out of 5 (= 80%) upper intertidal infaunal species are introduced. The infauna is numerically dominated by the introduced clam <i>Macoma petalum</i> ; the epifauna is numerically dominated by the introduced mudsnail <i>Ilyanassa obsoleta</i> .	Vassallo, 1969
	7 out of 9 (= 77%) lower intertidal infaunal species are introduced. The community is numerically dominated by the introduced amphipod <i>Ampelisca abdita</i> .	
Palo Alto	14 out of 14 (=100%) species of mudflat infauna and epifauna are introduced.	Nichols, 1977
South Bay channels	10 out of 10 (=100%) common benthic species in the channels, and 6 out of 6 (=100%) dominant benthic species in the shallows are introduced.	Nichols & Thompson (1985a)

* For these calculations, all mussels reported as *Mytilus edulis* were assumed to be native.

2. TROPHIC CHANGES IN THE BAY

In the 1990s, introduced and cryptogenic species dominate the Estuary's food webs.

We consider here trophic alterations to the Bay's ecosystem by introduced species utilizing different feeding levels and strategies: the phytoplankton, the zooplankton, water column consumers (filter feeders), epibenthic and shallow-infaunal grazers and deposit feeders, and carnivores.

(a) Phytoplankton

Although various mechanisms have transported and continue to transport large numbers of nonindigenous phytoplankton to the San Francisco Bay and Delta (today mainly via ballast water, but in the past including settled diatoms transported with oysters and freshwater phytoplankton in the water used to transport game fish), and researchers have identified introduced diatoms and dinoflagellates in other areas of the world (in Australia: Hallegraeff, 1993; Hallegraeff and Bolch, 1992; in Europe: Bolch, 1994; in the Great Lakes: Mills et al., 1993), none of the phytoplankton in the estuary have yet been reported as introduced species. We consider at least 31 species of phytoplankton to be cryptogenic (Table 2), which is

probably only a small fraction of the total number of planktonic, benthic, and epibiotic species that have been introduced to the Bay and Delta system.

The diatoms *Cyclotella caspia*, *Coscinodiscus* spp., *Aulacoseira* (= *Melosira*) spp., *Aulacoseira* (= *Melosira*) *distans* variety *lirata*, *Skeletonema costatum* and *Thalassiosira decipiens* and the microflagellate *Chroomonas minuta* are dominant and important members of the phytoplankton in San Francisco Bay (Cloern et al., 1985). All are broadly distributed globally and are cryptogenic species in San Francisco Bay. The diatom *Aulacoseira granulata* (= *Melosira granulata*, Round et al., 1990) has recently come to dominate phytoplankton blooms in the San Joaquin River (Herbold & Moyle, 1989). In Suisun Bay, the diatom *Thalassiosira decipiens* alternates between dominating the water column or the benthos, apparently depending upon the degree of water column mixing (Cloern et al., 1985; Nichols and Pamatmat, 1988). Both *Aulacoseira granulata* and *Thalassiosira decipiens* are cosmopolitan species (e.g., Cholnoky, 1968) and may well be introductions in the Bay system.

While these taxa are also often reported from open-ocean systems, including upwellings, the possibility remains that these brackish water and freshwater diatoms represent estuarine genotypes transported by oysters and ships around the world, and may be distinct from the oceanic genotypes transported by ocean currents. A similar example has been provided by Greenberg (1995), who found that the estuarine populations of the jellyfish *Aurelia aurita* in San Francisco Bay are closely related to those from Japan (and thus probable ship-borne introductions as attached fouling scyphistomae or planktonic ephyrae), and less similar genetically to coastal populations from Monterey Bay.

Thus, it remains possible that many of the estuary's major phytoplankton species, accounting for the bulk of the estuary's primary production, are in fact introduced. Resolution of these cryptogenic diatoms as native or exotic would significantly improve our understanding of the origin and structure of the Bay and Delta's food webs; and is essential to developing a correct interpretation of their biology and their patterns of distribution and abundance in terms of, on the one hand, adaptation to and co-evolution with the estuary's physical conditions and other biota, or on the other, opportunistic establishment and exploitation of available resources.

(b) Zooplankton

The planktonic secondary producers are represented by a diverse zooplankton community in San Francisco Bay. Many copepod species in San Francisco Bay are considered widespread if not cosmopolitan, and thus those susceptible to human transport mechanisms should be considered cryptogenic species. Notable in this regard, for example, are the abundant estuarine copepod *Eurytemora affinis* and the estuarine rotifer *Synchaeta bicornis*, which often characterize the zooplankton communities of the Sacramento-San Joaquin Delta (Orsi & Mecum, 1986) and whose biogeographic status remains unresolved. *Eurytemora affinis* in particular has been suspected of being an introduced species (Orsi, 1995). Similarly, some microplankton in the Bay are candidate cryptogenic species: the cosmopolitan estuarine ciliate

Mesodinium rubrum, for example, caused red tides in South San Francisco Bay in spring 1993 (Cloern et al., 1994).

While the diverse meroplanktonic larvae of the large numbers of introduced benthic invertebrates and fish must play a role in water column dynamics, no studies appear to be available on this aspect of zooplankton trophic dynamics for the Bay. Mills and Sommer (1995) have noted that the introduced hydromedusae *Maeotias inexpectata* and *Blackfordia virginica* in San Francisco Bay estuarine tributaries fed almost exclusively on barnacle larvae, copepods, and the larvae of the introduced crab *Rhithropanopeus*. Whether these jellyfish decrease the abundance of their prey in an ecologically significant manner remains to be determined. *Maeotias* and *Blackfordia* are two of a large number of new invasive zooplanktonic organisms that have been recorded from the estuary since the 1970s, including another hydromedusan (*Cladonema uchidai*), the Japanese stock of the moon jelly *Aurelia aurita*, eight species of Asian copepods, three species of mysids and the demersal (vertically migrating) Japanese cumacean *Nippoleucon* (= *Hemileucon*) *hinumensis*.

The role of this new guild of often abundant Asian copepods and mysids in the upper estuary is of particular interest. Complicating both speculations and interpretations, however, are the number and interrelationships of the potential factors that control copepod abundance. Changing densities and distributions of copepods may be correlated with fluctuations in environmental parameters (such as salinity, temperature and chlorophyll concentration), predator abundance (including carnivorous zooplankton, fish and benthic filter-feeders (such as the Asian clam *Potamocorbula*) capable of zooplanktivory), selective predation on different copepod species, competition between copepod species (the intensity of which may be moderated by food availability), and declines in the overall abundance of zooplankton (reducing interspecific competition and making more food available).

Orsi et al. (1983) speculated that competition between the Chinese copepod *Sinocalanus doerri* and the "native" copepod *Eurytemora affinis* (considered here to be cryptogenic) was not likely because they preferred different salinity regimes; rather, competition and/or predation between *Sinocalanus* and the presumably native freshwater copepods *Cyclops* and *Diaptomus* appeared to be more likely. Herbold et al. (1992) noted that the introduction of *Sinocalanus* and *Pseudodiaptomus forbesii* was followed by a decline in *Eurytemora* and almost complete elimination of *Diaptomus*, implying potential interactions between these new invaders and the previous copepod residents. Meng and Orsi (1991) further found in laboratory experiments that the larvae of striped bass (itself an introduced species) selected *Cyclops* and *Eurytemora* over *Sinocalanus* (perhaps because of differences in copepod swimming and escape behavior). Thus, the possibility arises that the striped bass larvae's preferred prey is being replaced by an introduced, and less preferred, prey.

A further complication, however, arises when the role of the newly introduced clam *Potamocorbula* is considered, which involves both the consumption of phytoplankton, thereby removing a significant portion of the potential food resource for water-column zooplankton, and the consumption of the

zooplankton themselves. Thus, as reviewed below, Kimmerer et al. (1994) show that the decline in *Eurytemora* was likely due to consumption by *Potamocorbula*, rather than by interspecific copepod competition. Indeed, *Potamocorbula* consumes *Eurytemora* and not *Pseudodiaptomus* (Kimmerer, 1991), further reducing the preferred copepod resource of striped bass larvae.

(c) The Filter Feeding Guild

Introduced clams can filter the entire volume of the South Bay and Suisun Bay at least once a day.

A large number of nonindigenous suspension-feeding organisms are now filtering the waters of the estuary. In the intertidal and sublittoral soft-bottom sediments these include the introduced bivalves *Macoma petalum* (= "*balthica*"), *Venerupis*, *Mya*, *Potamocorbula*, *Theora*, *Petricolaria*, *Gemma*, *Arcuatula*, *Musculista* and *Corbicula*, most of which are abundant to extremely abundant in the estuary. Introduced, suspension-feeding polychaete worms, especially spionids, and suspension-feeding tubicolous gammarid amphipods may occur by the thousands per square meter at and near the sediment surface. Intertidal and subtidal hard substrates are often thickly-coated, sometimes several organisms deep, with dense populations of introduced macrofilterers (including the seasquirts *Molgula*, *Styela clava*, *Botryllus* spp., *Ciona* spp. and *Ascidia*—see Whitlatch et al., 1995, regarding the complex roles of *Styela clava* and *Botrylloides diegensis*, both introduced into Long Island Sound, in regulating community dynamics) and introduced microfilterers (including bryozoans and sponges). Introduced carnivorous suspension feeders, such as hydroids and sea anemones, can also be abundant: dense populations of the Indian Ocean hydroid *Bimeria franciscana* occur on floats in brackish tributaries, while the exotic sea anemone *Diadumene franciscana* is sometimes found in dense clonal clusters on marina floats on the southwestern shore of the Bay. Both doubtless have an impact on adjacent plankton communities. In some parts of the estuary the Mediterranean mussel *Mytilus galloprovincialis* and two introduced barnacles, *Balanus improvisus* and *Balanus amphitrite*, are exceedingly abundant filter-feeders on all hard substrates.

We consider in detail below the role of the benthic filter-feeding bivalve guild in regulating phytoplankton production in San Francisco Bay. The holistic role of the entire nonindigenous filter-feeding guild—clams, mussels, bryozoans, barnacles, amphipods, seasquirts, spionids, serpulids, sponges, hydroids, and sea anemones—in altering and controlling the trophic dynamics of the Bay-Delta system remains unknown. The potential role of just one species, the Atlantic ribbed horsemussel *Arcuatula demissa*, provides insight into the potentially profound impact of introduced filter feeders on the estuary's ecosystems. Studying the energy flow in these mussels in a Georgia marsh, Kuenzler (1961) reported that,

"The mussels... have a definite effect upon the water over the marsh, daily removing one-third of the particulate phosphorus from suspension. They regenerate a small part of this into phosphate, and reject the remainder in pseudofeces and feces which drop to the mud

surface. It appears, therefore, that the mussel population may be very important in the phosphate cycle as a depositional agent, furnishing raw materials to deposit-feeders which regenerate the phosphorus." The potential tantalizing role of *Arcuatula* in the economy of Bay marshes as a biogeochemical agent remains to be investigated.

The Control of Phytoplankton in South San Francisco Bay by Introduced Clams

In two fundamental papers, Cloern (1982) and Officer et al. (1982) demonstrated that the primary mechanism controlling phytoplankton biomass during summer and fall in South San Francisco Bay is "grazing" (filter feeding) by benthic organisms, in particular the introduced Atlantic gem clam *Gemma gemma* and the introduced Japanese bivalves *Musculista* (as *Musculus*) *senhousia* and *Venerupis philippinarum* (as *Tapes japonica*).¹ [footnote on page 209]

Cloern (1982) calculated that "suspension-feeding bivalves are sufficiently abundant to filter a volume equivalent to the volume of South Bay at least once daily" (emphasis added). This remarkable process must have a significant impact on the standing phytoplankton stock in the South Bay; and with nearly the entire primary production of the South Bay potentially passing through the guts of introduced clams, this may have fundamentally altered the energy available for native biota.

The Control of Phytoplankton in Northern San Francisco Bay by Introduced Clams: The Pre-Potamocorbula Years

Nichols (1985) extended this model of benthic control of water column production to the northern Bay. He noted that during the central California drought of 1976-1977, several species typically more common west of Carquinez Strait invaded and became abundant in Suisun Bay (including four introduced Atlantic species: the clam *Mya arenaria* (which Nichols noted was introduced), the amphipods *Corophium acherusicum* and *Ampelisca abdita*, and the spionid polychaete *Streblospio benedicti*. In addition, a resident species, the tellinid clam *Macoma balthica* (now *Macoma petalum*, see Chapter 3), increased in abundance; this species too is introduced. With the arrival of these species and the increase in *Macoma*, total community abundance peaked at 153,000/m² at one site in 1976 and 20,000/m² at one site in 1977. During these two years, the usual summer diatom bloom failed to appear (Cloern et al. 1983). Nichols (1985) proposed that this guild of estuarine invaders led to increase benthic "grazing" (filter feeding), particularly by the clam *Mya*, but also by the other species (Nichols noted, for example, that the worm *Streblospio* switches from deposit feeding to suspension feeding at higher phytoplankton concentrations). Indeed, Nichols estimated that *Mya* alone "could have filtered all of the particles (including the diatoms) from the water column on the order of once per day" (emphasis added).

Cloern et al. (1983) noted that the presumably native phytoplanktivorous mysid (opossum) shrimp *Neomysis mercedis* suffered a "near-complete collapse" in the Suisun estuary in 1977, which they describe in part as a potential result of food limitation. In turn, 1977 was a year of record low abundance of juvenile striped bass

in the north Bay; larval bass rely heavily on the mysid *Neomysis* (Cloern et al. 1983). Both collapses may have been "a direct consequence of low phytoplankton biomass" (Nichols, 1985), which, if Nichols is correct in linking the decline of the phytoplankton standing stock to a rise in benthic bivalve grazing, provides a direct and remarkable example of the potential impact of an introduced species on the Bay's food web. Thus:

Populations of the Atlantic Clam *Mya arenaria*

>>Significantly Reduces Phytoplankton Standing Stock

>>Leads to a Decline in Zooplankton (e. g. Mysids)

>>Leads to a Decline in Fish (e. g. Juvenile Striped Bass)

The Control of Phytoplankton in Northern San Francisco Bay by Introduced Clams: *Potamocorbula* and the Disappearance of the Summer Phytoplankton

At about the same time (1985) that Nichols first proposed that introduced clams could be controlling primary productivity in Suisun Bay, a ship inbound from China was deballasting into Suisun Bay a species of clam that would vastly overshadow the trophic impact of the existing guild of benthic phytoplanktivores. In October 1986 three specimens of *Potamocorbula amurensis*, a species previously known only from Asian waters, were collected in Suisun Bay. By the following summer, *Potamocorbula* was the most abundant benthic macro-organism in Suisun bay, achieving average densities of over 2,000/m², and peak densities at some sites of over 10,000/m². *Potamocorbula* has since spread and become the dominant subtidal clam in San Pablo Bay and South Bay as well.

What has been the impact of adding *Potamocorbula* to the Bay's ecosystem? Alpine and Cloern (1992) calculated that the mean annual primary production in Suisun Bay during the years of lower benthic clam density (<2,000 clams/m²) was 106 grams of carbon/m², compared to an estimated mean annual production of only 39 grams/m² when clams were dense (>2,000 clams/m²; these clams were mainly *Potamocorbula*, but included some *Mya*, whose densities declined sharply after the arrival of *Potamocorbula*—Nichols et al., 1990). Thus, since the proliferation and spread of *Potamocorbula* in 1987, the summer phytoplankton biomass maximum in the northern estuary (the diatom bloom) has disappeared, presumably because of feeding by this new invader. Thus since 1987, the invasion of the Bay by *Potamocorbula* has added a striking and persistent "top down" level of control to biological productivity in the estuary.

Werner and Hollibaugh (1993) may have recently provided the answer to one of the puzzles associated with the radical alteration of the estuary by *Potamocorbula*: if the phytoplankton bloom has been eliminated by *Potamocorbula*'s filter feeding, then what are those billions of clams now eating? (Cohen, 1990). Werner and Hollibaugh showed that *Potamocorbula* consumes bacteria as well as phytoplankton. Though it consumes bacteria at lower efficiency than diatoms,

Potamocorbula assimilates both with high efficiency. At present densities in northern San Francisco Bay, *Potamocorbula* is capable of filtering the entire water column over the deep channels more than once per day and over the shallows almost 13 times per day, a rate of filtration which exceeds the phytoplankton's specific growth rate and approaches or exceeds the bacterioplankton's specific growth rate.

Kimmerer et al. (1994) have now provided evidence that *Potamocorbula* substantially reduces zooplanktonic copepod populations in the North Bay by direct predation. Thus, *Potamocorbula* operates at multiple levels in the food chain: not only does it reduce phytoplankton (which would indirectly lead to reductions in zooplankton), but it also directly consumes zooplankton. It will be both critical to our understanding of the trophic dynamics of the estuary and inordinately challenging to sort out the complex and changing interrelationships of (a) these two levels of *Potamocorbula*'s interaction with the food chain, (b) competition between *Potamocorbula* and other introduced and native benthic filter feeders, (c) the roles of additional first and second order consumers introduced to the zooplankton (copepods and mysids) in reducing phytoplankton stocks, (d) the role of interspecific competition between and among introduced and native copepods and mysids, (e) selective predation by higher order consumers, many of them introduced fish species, on the zooplankton, and (f) competition between and among both introduced and native higher order consumers. Invasions by new species of phytoplankton, zooplankton, and benthic filter feeders in the Bay—invasions that can be predicted with some degree of confidence (Chapter X)—will add further complexities to this framework.

(d) Epibenthic and Shallow-Infaunal Grazers and Deposit Feeders

Benthic non-filter feeding invaders in San Francisco Bay include a number of carnivores and omnivores (considered below) as well as epibenthic and shallow infaunal grazers on surface sediments. The latter include a number of species of introduced polychaetes (such as the extremely abundant maldanid worm *Sabaco*) which act as selective or non-selective deposit feeders, interfacial bivalves such as *Macoma petalum*, which uses its siphons to graze on the mud surface but can also suspension feed, grazing peracarid crustaceans (including many introduced species of amphipods, isopods, tanaids, cumaceans and mysids), and the Atlantic mudsnail *Ilyanassa obsoleta*.

The recent discovery of the deposit-feeding Atlantic spionid *Marenzelleria viridis* in San Francisco Bay is of particular interest. *Marenzelleria* was transported by ballast water to western Europe in the 1980s and has since become one of the most common macrobenthic species in the North and Baltic Seas (Essink and Kleef, 1993; Bastrop et al., 1995). Preliminary studies reveal a variety of species interactions, in particular a significant positive relationship between increasing densities of *Marenzelleria* and increasing densities of *Corophium*, although the mechanism of this interaction is not known (Essink and Kleef, 1993).

As with the guild of filter feeders, the overall picture of the impact of introduced grazers and deposit feeders in the San Francisco Bay and Delta is not

known. Based upon Atlantic studies, however, it can be predicted that the mudsnail *Ilyanassa* is playing a significant—if not critical—role in altering the diversity, abundance, size distribution, and recruitment of many species on intertidal mudflats of San Francisco Bay. Millions of migrating mudsnails sweep large areas of mudflat clear of epibenthic diatoms (JTC, pers. obs., Barnstable Harbor, MA), and *Ilyanassa* has further been shown to be an opportunistic omnivore, consuming spionid worms and littorinid snail egg cases (Brenchley & Carlton, 1983).

(e) Higher Level Carnivores and Omnivores

"... the arrival and establishment of the green crab signals another potentially exceptional level of ecosystem change in San Francisco Bay..."

—Cohen et al. (1995)

".... Carcinus maenas will significantly alter community structure, ecological interactions, and evolutionary processes in embayments of western North America"

—Grosholz & Ruiz (1995)

Introduced carnivorous and omnivorous crabs, snails, fish and terrestrial mammals undoubtedly have broad impacts throughout the San Francisco Bay and Delta ecosystem. Smaller introduced carnivores are now present (and often abundant) throughout the Bay. These include on soft sediments the recently introduced clam-eating slug *Philine auriformis* from New Zealand; on rocks and pilings the Atlantic barnacle-eating oyster drill *Urosalpinx cinerea*; and in hydroid masses on floats and navigation buoys the large Japanese isopod *Synidotea laevidorsalis*. We consider (here and in Section 5 below) three categories of carnivorous invaders in the estuary: the European green crab *Carcinus maenas*, introduced anadromous and warmwater gamefish, and introduced mammals.

The potential and observed roles of *Carcinus maenas*, first collected in California in 1989-1990 in the Estero Americano and in San Francisco Bay, have been addressed at length by Cohen et al. (1995) and by Grosholz & Ruiz (1995), the essence of whose findings have been quoted above. Cohen et al. (1995) noted that *Carcinus* consumes "an enormous variety of prey items," including organisms from five plant and protist phyla and 14 animal phyla. They predict that *Carcinus* will prey on many of the previously introduced species in San Francisco Bay—both epifaunal and infaunal taxa—with the clam *Potamocorbula* being a potential major prey item. *Carcinus*' habitat range includes marshes, rocky substrates and fouling communities, and the European and New England literature indicates broad and striking potential for this crab to become an important carnivore in these systems (Cohen et al., 1995). Grosholz & Ruiz (1995) report that *Carcinus* has already "significantly reduced densities" of the most abundant near-surface dwellers in Bodega Harbor, 75 km to the north of San Francisco. These taxa included the native bivalves *Transennella* spp., the cumacean *Cumella vulgaris* and the amphipod *Corophium* sp. In laboratory experiments, *Carcinus* captured and consumed Dungeness crab (*Cancer magister*) up to its own size.

The twenty-eight species of introduced anadromous, freshwater or euryhaline fish in the estuary include many important carnivores now found throughout the upper estuary. In particular, carp, mosquitofish, catfish, green sunfish, bluegill, inland silverside, largemouth and smallmouth bass, and striped bass have been found to be among the most significant predators throughout the brackish and freshwater reaches of the Delta. Of particular concern is the extent to which these introduced fish have reduced populations or contributed to the local or global extinction of native California fish. Evidence for interference, reduction, and destruction of spawning and nursery sites of native species, and the extirpation of native fish from feeding grounds, has been found for introduced carp, catfish, green sunfish and bluegill.

3. SPATIAL PATTERNS OF COMPETITION

Little is known of pre-1850 Bay and Delta ecosystems by which to determine the diversity and density of the aboriginal aquatic biota, and thus assessments of whether introduced species replaced or displaced abundant native organisms are severely constrained. Stimpson (1857) implied (though he may have been speaking of echinoderms only) that the invertebrate fauna of the Bay was depauperate in both species and numbers of individuals, although it is possible that even by Stimpson's time the virtual elimination of a top level predator (the aboriginal Indian population) in the Bay Area had led to a top-down cascade of faunal changes; or that the elimination of a keystone species controlling habitat structure in the watershed (beaver), acting through effects on anadromous fish populations, could have similarly initiated a cascade effect (McEvoy, 1986). Nevertheless, despite the limitations on our knowledge of the Estuary's native fauna, it is clear that in certain habitats there were no native species in some taxonomic groups and trophic guilds.

Table 5 shows the patterns of spatial relationship between native and introduced invertebrates along the marine to freshwater gradient in the Estuary. These patterns suggest that at least for some invading species, resources were available that were not being comparably utilized by native taxa, perhaps facilitating the initial invasion and establishment of the exotic species. (The terms "open niche," "empty niche" or "vacant niche," sometimes applied to such situations, are misnomers. A "niche" refers to the living conditions of an existing species, not to imaginary ecologic space, open or otherwise; see Herbold & Moyle, 1986.)

The most common spatial pattern of invasion in the Estuary is for introduced species to occupy regions partially or wholly upstream of their apparent native counterpart species. These introduced and native counterparts may compete where their ranges in the Estuary overlap, but in many cases in at least part of its range, the introduced species is free from such competition. An example is the introduced Atlantic crab *Rhithropanopeus harrisii* which exists in the upper Bay and Delta at salinities below the 3 ppt tolerance limit of the native crab *Hemigrapsus oregonensis*. In turn, however, *Hemigrapsus*, through predation and possibly through competitive interactions, may limit *Rhithropanopeus*' downstream expansion (Jordan, 1989).

Table 5. Patterns of Invasion Along the Salinity Gradient in the San Francisco Estuary and the Adjoining Coast

Native species are listed in normal type. Invading species are listed in bold type.

Marine	Mesohaline	Oligohaline	Fresh
PATTERN: UPSTREAM INVADERS			
<u>Microcionid Sponges:</u>			
<i>Microciona microjoanna</i>	<i>Microciona prolifera</i>	None	None
<u>Halichondriid Sponges:</u>			
<i>Halichondria panicea</i>	<i>Halichondria bowerbanki</i>	None	None
<u>Acontiate Anemones:</u>			
<i>Metridium senile</i>	<i>Metridium senile</i> ? <i>Diadumene franciscana</i> <i>Diadumene ?cincta</i> <i>Diadumene leucolena</i> <i>Diadumene lineata</i>	None	None
<u>Tubeworms (Serpulid Polychaetes):</u>			
<i>Serpula "vermicularis"</i>	<i>Ficopomatus enigmaticus</i>	<i>Ficopomatus enigmaticus</i>	None
<u>Flattened, Nestling Slipper Shells:</u>			
<i>Crepidula nummaria</i> ^a	<i>Crepidula plana</i>	None	None
<i>Crepidula perforans</i> ^a			
<u>Convex Slipper Shells</u>			
<i>Crepidula adunca</i>	<i>Crepidula convexa</i>	None	None
<u>Muricid Snails:</u>			
<i>Ocenebra circumtexta</i>	<i>Urosalpinx cinerea</i>	None	None
<i>Ocenebra lurida</i>			
<u>Mussels in the Genus Mytilus:</u>			
<i>Mytilus californianus</i>	<i>Mytilus trossulus</i> <i>Mytilus galloprovincialis</i>	None	None
<u>Gem Clams:</u>			
<i>Transennella confusa</i>	<i>Transennella tantilla</i> ?	None	None
<i>Transennella tantilla</i>	<i>Gemma gemma</i>		
<u>Littleneck Clams:</u>			
<i>Protothaca staminea</i>	<i>Protothaca staminea</i> <i>Venerupis philippinarum</i>	None	None

Table 5. Patterns of Invasion Along the Salinity Gradient - continued

Marine	Mesohaline	Oligohaline	Fresh
Macoma Clams:			
<i>Macoma secta</i>	<i>Macoma nasuta</i>	<i>Macoma petalum</i>	None
<i>Macoma inquinata</i>	<i>Macoma petalum</i>		
<i>Macoma nasuta</i>			
Shipworms:			
<i>Bankia setacea</i>	<i>Teredo navalis</i>	None	None
<i>Lyrodus pedicellatus</i>			
<i>Teredo navalis</i>			
Barnacles:			
<i>Balanus crenatus</i>	<i>Balanus glandula</i>	<i>Balanus improvisus</i>	<i>Balanus improvisus</i> ^b
<i>Balanus glandula</i>	<i>Balanus improvisus</i>		
Cirolanid Isopods:			
<i>Cirolana harfordi</i>	<i>Eurylana arcuata</i>	None	None
Hydroid-eating Idoteid Isopods:			
<i>Synidotea bicuspidata</i>	<i>Synidotea</i>	None	None
<i>Synidotea ritteri</i>	<i>laevidorsalis</i>		
Tanaids:			
<i>Leptochelia dubia</i> ^c	<i>Sinelobus</i> sp.		
Mud Crabs:			
<i>Hemigrapsus nudus</i>	<i>Hemigrapsus</i>	<i>Rhithropanopeus</i>	<i>Rhithropanopeus</i> ^b
<i>Hemigrapsus oregonensis</i>	<i>oregonensis</i>	<i>harrisii</i>	<i>harrisii</i>
Entoprocts:			
<i>Barentsia gracilis</i>	<i>Barentsia benedeni</i>	None	<i>Umatella gracilis</i>
Arborescent Bryozoans in the Genus Bugula:			
<i>Bugula californica</i>	<i>Bugula neritina</i>	None	None
<i>Bugula pacifica</i>	<i>Bugula stolonifera</i>		
<i>Bugula neritina</i>			
Phlebobranch Sea Squirts:			
<i>Ascidia ceratodes</i>	<i>Ascidia</i> sp.	None	None
<i>Corella</i> sp.	<i>Ciona intestinalis</i>		
<i>Chelyosoma productum</i>	<i>Ciona savignyi</i>		
Simple Stolidobranch Sea Squirts:			
<i>Styela truncata</i>	<i>Styela montereyensis</i>	<i>Molgula manhattensis</i>	None
<i>Styela montereyensis</i>	<i>Styela clava</i>		
<i>Pyura haustor</i>	<i>Molgula manhattensis</i>		

Table 5. Patterns of Invasion Along the Salinity Gradient - continued

Marine	Mesohaline	Oligohaline	Fresh
<u>Gobies</u>			
<i>Clevelandia ios</i>	<i>Clevelandia ios</i>	<i>Eucyclogobius newberryi</i> ^d	<i>Tridentiger bifasciatus</i>
<i>Coryphopterus nicholsii</i>	<i>Eucyclogobius newberryi</i> ^d	<i>Lepidogobius lepidus</i>	<i>Acanthogobius flavimanus</i>
	<i>Lepidogobius lepidus</i>	<i>Tridentiger bifasciatus</i>	
	<i>Tridentiger trigonocephalus</i>	<i>Acanthogobius flavimanus</i>	
	<i>Gillichthys mirabilis</i>		
	<i>Acanthogobius flavimanus</i>		
.....			
PATTERN: INSERTION INVADERS			
<u>Pileworms (Nereid Polychaetes):</u>			
<i>Nereis vexillosa</i>	<i>Nereis succinea</i>	<i>Nereis succinea</i>	<i>Hediste limnicola</i>
.....			
PATTERN: DOWNSTREAM INVADERS			
<u>Tube-dwelling Corophium Amphipods:</u>			
None	<i>Corophium acherusicum</i>	<i>Corophium spinicorne</i>	<i>Corophium spinicorne</i>
	<i>Corophium alienense</i>	<i>Corophium stimpsoni</i>	<i>Corophium stimpsoni</i>
	<i>Corophium insidiosum</i>	<i>Corophium acherusicum</i>	
	<i>Corophium heteroceratum</i>	<i>Corophium alienense</i>	
.....			
OTHER PATTERNS OF INVASION			
<u>Palaemonid Shrimp:</u>			
None	<i>Palaemon macrodactylus</i>	<i>Palaemon macrodactylus</i>	None
<u>Intertidal Mudsnaails:</u>			
None	<i>Cerithidea californica</i> ^e	None	None
	<i>Ilyanassa obsoleta</i> ^e		
<u>Intertidal Marsh Snails:</u>			
None	<i>Assiminea californica</i> ^f	<i>Assiminea californica</i> ^f	None
	<i>Ovatella myosotis</i> ^f	<i>Ovatella myosotis</i> ^f	

Table 5. Patterns of Invasion Along the Salinity Gradient - continued

Marine	Mesohaline	Oligohaline	Fresh
NO INVADERS (WITH POTENTIAL FOR INSERTION INVADERS)			
<u>Gnorimosphaeromid Isopods:</u>			
<i>Gnorimosphaeroma oregonense</i>	<i>Gnorimosphaeroma oregonense</i>	None ^g	<i>Gnorimosphaeroma insulare</i>
<u>Anisogammarid Amphipods:</u>			
<i>Anisogammarus confervicolus</i>	<i>Anisogammarus confervicolus</i>	None	<i>Anisogammarus ramellus</i>
<p>^a <i>Crepidula nummaria</i> and <i>perforans</i> may not be separate species.</p> <p>^b Regularly present but not reproducing.</p> <p>^c Cryptogenic.</p> <p>^d Formerly present, now extinct from the Estuary.</p> <p>^e Race (1982) demonstrated that competitive and other interactions sort these snails along a salinity/elevation gradient by mid-summer</p> <p>^f Berman & Carlton (1991) found little competitive interaction between these snails in Oregon marshes.</p> <p>^g The introduced Japanese estuarine isopod, <i>Gnorimosphaeroma rayi</i>, is reported from Tomales Bay (north of San Francisco), but is not yet known from San Francisco Bay.</p>			

Other notable "upstream invaders" include the Atlantic barnacle *Balanus improvisus*, the most freshwater-tolerant barnacle in the world, whose range in the Estuary extends far upstream of the Bay's native barnacles; two Japanese gobies, *Acanthogobius flavimanus* and *Tridentiger bifasciatus*, which have become abundant in the upper Bay and Delta upstream of the native estuarine gobies, and have been transported south from the Delta in freshwater irrigation canals; the Australian serpulid worm *Ficopomatus enigmaticus*, the only tubeworm found in the brackish parts of the Bay and extending into quite low salinity water; and the shipworm *Teredo navalis*, which when it was introduced in the 1910s invaded upstream portions of the Estuary not previously entered by the Bay's existing native and exotic shipworms, and caused enormous damage to wooden maritime structures. In some cases, such as that of the freshwater entoproct *Urnatella gracilis*, the introduced species may live in such low salinity water that it never overlaps in range with its closest native, and more marine, counterparts.

A second spatial pattern, rarer and perhaps more difficult for an exotic species to successfully achieve, is that of an "insertion invader." An example was described by Oglesby (1965), who pointed out that among nereid worms the introduced brackish water worm *Nereis succinea* occupies a geographic position in the estuary between the range of the native marine worm *Nereis vexillosa* and the range of the native freshwater worm *Hediste limnicola*. He argued that *succinea*, being more finely and narrowly adapted to the brackish water ecotone, may outcompete the

more broadly adapted *vexillosa* and *limnicola* within this zone.

A third spatial pattern in the Estuary, uncommon and somewhat unexpected, is the "downstream invader" mode exhibited by the introduced amphipods in the tube-building genus *Corophium*. John Chapman has suggested that the native *Corophium* species may have been adapted to a specific flow and sedimentation regime, and that the dramatic human alteration of these parameters (due to hydraulic mining, soil-eroding agricultural practices, construction and roadbuilding, and the leveeing of channels on the one hand, and dam construction and water diversions on the other) that has occurred since the mid-19th century may have facilitated the invasion of the Estuary by at least three species of more marine-adapted *Corophium*.

Other spatial patterns of native-invader competition are also represented in the Estuary:

- In the case of the brackish-water, fouling-inhabiting Korean shrimp *Palaemon macrodactylus*, there are no apparent native counterparts, upstream or downstream, and thus no obvious competitors.
- The native marsh snail *Assiminea californica* and the Atlantic marsh snail *Ovatella myosotis*, occur in the same marsh areas and appear to be counterparts, but studies in Oregon on these two snails found little evidence of any competitive interactions between them (Berman & Carlton, 1991; while in the Estuary these snails apparently co-occur over their whole elevational range, in Oregon they co-occur only in the lower part of *Ovatella*'s elevational range).
- The introduced Atlantic snail *Ilyanassa obsoleta* now occupies the Bay mudflat areas formerly occupied by the native snail *Cerithidea californica*. Each spring the two populations of these snails collide, and by mid-summer the exotic *Ilyanassa* restricts the native *Cerithidea* to high-marsh salt pannes (an environment too high in salinity for *Ilyanassa* and thus providing a habitat refuge for *Cerithidea*) through egg-string predation and direct competitive interference (Race, 1982).

Along with competition, other interactions between native and introduced species may also occur, potentially leading to changes in community or habitat structure, or to the replacement, displacement or local elimination of the native taxa. Examples are reviewed in the sections below.

4. COMPETITIVE INTERACTIONS AND HABITAT ALTERATIONS

At the end of the 20th century, exotic species play a major role in structuring or altering aquatic environments.

We have considered above the evidence for dramatic alterations in the food webs and energy flow in the San Francisco Bay and Delta ecosystem due to individual species and species guilds. With such evidence in hand, it is easy to overlook the fact that for many abundant species in the Bay and Delta, little or nothing is known about their ecological roles—trophic or otherwise—in the

ecosystem. For such common introduced species as the marsh plants brass buttons (*Cotula coronopifolia*) and peppergrass (*Lepidium latifolium*), many of the freshwater fish, the mat-forming mussel *Musculista*, the bed-forming mussel *Mytilus galloprovincialis*, the soft-shell clam *Mya*, the littleneck clam *Venerupis*, and many of the introduced polychaetes, crustaceans, hydroids, sea anemones, tunicates and bryozoans, little or nothing is known of their competitive and potentially regulatory interactions with native species and with each other.

Certain observations and experimental data are available, however, both in the Bay and elsewhere, to gain some insight into the additional extensive community-level modifications that have taken or may be taking place through competitive and other interactions of nonindigenous species.

(a) Soft-Bottom Communities

In subtidal and intertidal soft-bottom communities, dense beds ($> 2,000$ individuals/m²) of *Potamocorbula amurensis* appear to have mechanisms that prevent the successful establishment of other organisms, native or introduced. These mechanisms may include predation on the larvae of these organisms, more efficient filter feeding (Nichols et al. 1990) and direct spatial competition.

In the only experimental studies done to date in San Francisco Bay on the interactions between benthic native and introduced invertebrates, Race (1982) has shown experimentally that the introduced mudsnail *Ilyanassa obsoleta* restricts the native mudsnail *Cerithidea californica* to upper intertidal, high salinity habitat through egg predation and direct interference.

(b) Fouling Communities

Competitive interactions in Bay and Delta fouling communities can be inferred from studies of the same or similar species in other systems; the absence of such work in San Francisco Bay is notable. Working in nearby Bodega Harbor, Standing (1976) experimentally demonstrated that the hydroid *Obelia "dichotoma"*, also present in San Francisco Bay, decreases the settlement rate of barnacles but increases the settlement rate of ascidians. By interfering with barnacle recruitment, ascidian settlement is enhanced, and dense aggregations of ascidians support a diverse associated community. Working in North Carolina, Sutherland (1977, 1978) found that the bryozoan *Schizoporella* sp. (identified as *S. unicornis* but perhaps not that species) and the seasquirt *Styela plicata* (introduced from the Pacific to the Atlantic, although this was not known to Sutherland) have a stabilizing role in community structure: when dense, these two dominant species exclude other species from invading, resulting in patches with fewer species and less change over time. On a greater time scale, however, *Styela* destabilizes the fouling community through annual "sloughing off" of the large summer individuals, taking the associated fouling community with it. Both *Styela* species and *Schizoporella unicornis* are common in San Francisco Bay. Sutherland's observations may further aid in explaining the apparent replacement of mussel beds (*Mytilus edulis*) in parts of New England by the introduced Asian seasquirt *Styela clava*, a species common throughout the Bay's fouling communities.

(c) Marsh Communities

Competitive interactions in Bay marsh systems are poorly known. At local sites, the introduced peppergrass *Lepidium latifolium* may compete with native pickleweed *Salicornia virginica*, and may also play a role in displacing rare native marsh plants such as *Lillaeopsis masoni* (Trumbo, 1994). At a site in San Pablo Bay, the introduced chenopod *Salsola soda* also appears to be competing with *Salicornia*. Despite existing populations of the native *Spartina foliosa*, three species of the cordgrass *Spartina* have been intentionally planted in San Francisco Bay salt marshes (Spicher and Josselyn, 1985). One of these, *Spartina alterniflora*, which has converted 100s of acres of mudflats in Willapa Bay, Washington into cordgrass islands, has become abundant in parts of San Francisco Bay and may be competing with the native cordgrass. *Spartina alterniflora* has broad potential for ecosystem alteration: its larger and more rigid stems, greater stem density, and higher root densities may substantially alter habitat for native wetland animals and infauna. Dense stands of *S. alterniflora* may change sediment dynamics, reduce benthic algal production because of lower light levels below the cordgrass canopy, and reduce shorebird feeding habitat through colonization of mudflats (Callaway, 1990; Callaway & Josselyn, 1992). In British estuaries, the invasion of mudflats by *Spartina anglica* has produced adverse effects on shorebirds (Goss-Custard & Moser, 1990).

(d) Freshwater Systems

The Delta today hosts large populations of exotic species: the Asian clam *Corbicula* can form dense beds many meters in extent, the eastern American worm *Manayunkia* can occur in sediments in densities of 2,000 to 5,000/m², introduced crayfish and fish are frequently the only crayfish or fish species encountered, and meadows of floating or rooted aquatic plants may dominate areas of formerly open water.

The introduced crayfish *Orconectes*, *Procambarus* and *Pacifastacus*, when dense, are capable of extensive local habitat alteration through burrowing activities and presumably play an important role in regulating their prey plant and animal populations. Some introduced bottom-feeding fish are similarly capable of structurally altering habitats; carp, for example, dig up the bottom, destroying rooted vegetation and rendering potentially productive areas unsuitable for use as spawning or nursery areas by other fish species.

Several introduced freshwater plants can become locally abundant. These include the aquarium plant *Egeria* (= *Elodea*), which has been responsible for clogging channels and boat berths, and the water hyacinth (*Eichhornia crassipes*), which manifests itself as a nuisance plant by blocking waterways, interfering with vessel operations, and fouling pumps. Both of these plants alter conditions of shading and cover and, in the case of water hyacinth, may become dense enough in places to interfere with fish migration (CDBW, 1994).

(e) Bio-eroders: Is the Bay Margin Disappearing?

Some evidence exists that bio-erosion of the Bay and Delta land margins may be occurring at the "hands" of burrowers and borers among the exotic fauna. The introduced crayfish *Procambarus clarkii* excavates burrows 5 cm in diameter and as much as 100 cm deep in Delta levees and banks. Muskrats similarly create extensive burrow systems in the Delta. The recently introduced Chinese mitten crab *Eriocheir* is known to form extensive excavations along river banks.

However, the most numerous bio-eroder around the Bay margins is the New Zealand boring isopod *Sphaeroma quoyanum*. Carlton (1979b) has described portions of certain eastern and northern bay shores, characterized by many linear meters of fringing mud banks riddled with the one-half centimeter holes of this isopod, as "sphaeroma topography," a phenomenon illustrated by Barrows (1919) and Hannon (1976). Higgins (1956) concluded that this isopod plays "a major, if not the chief, role in erosion" of intertidal sandstone and tuff terraces along the south shore of San Pablo Bay, due to boring activity that weakens the rock and facilitates its removal by wave action. Hannon (1976) reported one estimate that *Sphaeroma* could "remove up to 10 meters of dike in one year", a number that appears excessive. Nevertheless, *Sphaeroma* has been burrowing into bay shores for over a century, and it would not be surprising to learn that the land/water margin has retreated at certain sites by a distance of at least several meters due to this isopod's activities.

Exceedingly valuable would be observational and experimental studies in the Estuary that focus on the erosion rates of crayfish, muskrats, isopods and, if they become abundant along channel, stream and river banks, Chinese mitten crabs.

5. THE REGIONAL AND GLOBAL EXTIRPATION OF NATIVE SPECIES

No estuarine or aquatic introduction in the San Francisco Bay region has solely or indisputably led to the extinction of a native species. Short of this, however, invasions in the Bay have led to the complete habitat or regional extirpation of species, have contributed to one global extinction of a California freshwater fish, and are now strongly contributing to the further demise of endangered marsh birds and mammals.

(a) Introduced Fish and the Extirpation of Native Fish

Introduced freshwater and anadromous fish have been directly implicated in the regional reduction and extinction, and the global extinction, of four native California fish. The introduced striped bass, largemouth and smallmouth bass, bluegill and green sunfish, through predation or through competition for food and breeding sites, have all been associated with the regional elimination of the native Sacramento perch from the Delta. The introduced inland silverside may be a significant predator on the larvae and eggs of the native Delta smelt. Expansion of the introduced smallmouth bass has been associated with a decline in the native hardhead. Predation by striped bass, largemouth and smallmouth bass may have been a major factor in the global extinction of the thicktail chub.

(b) Invaders and the Endangered California Clapper Rail: Eaten by Rats and Foxes; Trapped by Marsh Mussels; Habitat Altered by Plant Invasions

The California clapper rail may serve as an example of how populations of an already endangered species may be further threatened by biological invasions. Despite the interest in clapper rails in San Francisco Bay, however, there has been little quantitative investigation of the impact of introduced species, suggesting fruitful avenues for investigation.

Norway rats, established in many areas of California by the mid-1880s, have long been recognized as significant predators on clapper rail, starting with early observations such as the following (de Groot, 1927):

"the clapper rail has no more deadly enemy than this sinister fellow. No rail dares nest on a marsh area which has been dyked, for as surely as she does this vicious enemy will track her down and destroy the eggs. Many nests have I found bearing mute evidence of the fact that some luckless rail had gambled her skill at nest-hiding against the cunning of the Norway rat, only to have her home destroyed."

Predation on both rail eggs and rail chicks is considered to be high, with as many as a third of rail eggs said to be taken by rats (Josselyn, 1983; BODC, 1994). The cordgrass zones of salt marshes support the highest clapper rail densities by providing cover and/or isolation from rats, raptors and feral predators (Josselyn, 1983), and thus the expansion of these zones by the introduced Atlantic cordgrass *Spartina alterniflora* could benefit rails. Alternatively, competitive replacement of native cordgrass by *S. alterniflora* could reduce preferred cover for the rails.

Although present inland in California since the 1870s, the red fox has appeared on the margins of San Francisco Bay, adding another critical clapper rail predator to the ecosystem a century after the appearance of the Norway rat. In California the red fox has preyed on the eggs and sometimes the young or adults, and disrupted nests or colonies, of the clapper rail (as well as other birds, including least tern, snowy plover, Caspian tern, black-necked stilt and avocet) (Forester & Takekawa, 1991; Takekawa, 1993; BDOC, 1994).

Reduction in clapper rail populations by exotic species through processes other than direct predation may also have occurred. De Groot (1927) reported, under the heading of "the invisible foe," the following concerning the relationship of adult rails to the Atlantic ribbed marsh mussel *Arcuatula demissa*:

"This apparently harmless little mussel has been another of the rail's most relentless enemies, and the number of rail deaths attributable to its activities is incredible...Countless millions of these small mussels cover the edges and sometimes the entire bottoms of the gutters and creeks of the west Bay marshes. Up under the banks, where the rail so commonly feed and hide when the tide is out, these death traps are found in great numbers...Along comes a rail gingerly pecking into the

soft mud (and it) rams (its) beak into the open mussel and in an instant the trap is sprung and the rail is helplessly and hopelessly trapped... shaking and scraping and pulling are all in vain...(and) the poor rail eventually (dies) by starvation"

De Groot further believed that "at least seventy-five percent" of the adult rails of the Redwood marsh area in the South Bay had lost toes by entrapment in mussel shells. He argued that this led to the loss of juvenile birds as well:

"But while the adult rail generally escapes with merely the loss of a toe or two, young birds must meet death frequently...(there is) some basis for stating that probably one or two chicks in every brood, if not more, meet an untimely end in this manner..."

More recent observers note that clapper rails in the Bay are frequently missing one or more toes (Moffitt, 1941; Josselyn, 1983; Takekawa, 1993) and Josselyn (1983, p.69) includes a photograph of an adult clapper rail missing one toe and with an *Arcuatula* clamped to another.

Unfortunately, accurate quantification of rail:mussel interactions is lacking, and thus the impact (implied by de Groot to be approaching one-third brood mortality at the valves of the mussel) on clapper rails remains unknown. That the rail/mussel interaction may not be all one sided, however, is suggested by Moffitt's (1941) study of rail feeding, wherein he found in a sample of 18 birds that 66 percent of the animal food of the rail (and 57 percent of the total food) consisted of *Arcuatula*.

(c) Other Examples of Reductions and Extirpations

Around the Bay and Delta, reduction and elimination of populations of other native species have occurred or appear to be in progress as the result of interactions with introduced species. Unfortunately, as with impacts on the clapper rail, and with the sole exception of impacts on native snails, no quantified data appear to be available. It has thus been suggested or observed that:

- the introduced Atlantic mudsnail *Ilyanassa* has displaced from mudflats to saltmarsh pannes and reduced the population of the native mudsnail *Cerithidea*;
- introduced green sunfish, bluegill, largemouth bass and the introduced American bullfrog may have contributed to the decline of native red-legged and yellow-legged frogs in the Bay and Delta region, largely through predation;
- introduced red fox, through predation, reduce or limit the recovery of populations of the endangered salt-marsh harvest mouse;
- introduced crayfish have displaced some native crayfish species and threaten others;
- introduced peppergrass (*Lepidium latifolium*) may displace rare native marsh plants, such as *Lillaeopsis masoni*.

(B) THE ECONOMIC IMPACTS OF BIOLOGICAL INVASIONS IN THE SAN FRANCISCO ESTUARY

The economic impacts of introduced marine, estuarine and aquatic organisms have been little studied and rarely quantified. It is clear, however, that these impacts have been substantial in the San Francisco Estuary.

These impacts are of several interrelated and intergraded types. Positive impacts have included the value of food resources and recreational (sportfishing) resources provided by some introductions of fish and shellfish; the biological control of nuisance insect populations (e. g. by mosquitofish); and fish and wildlife enhancements such as the provision of food, habitat or other resources for valued species (Table 6). Major negative impacts have included the fouling and blocking of waterways and water delivery systems; damage to or impairment of maritime structures and vessels (e. g. damage to wharves, docks, ferry slips and ships' hulls by marine wood-boring organisms; increased fuel and maintenance requirements resulting from hull fouling); disruption or impairment of vital services; damage to populations of economically important fish and wildlife species; the costs (both direct and indirect) of control efforts; and the inability, in the face of continuous new introductions, to adequately manage the Estuary's ecosystem, resulting in restrictions on activities in and near the Estuary (Table 7). We discuss certain of these impacts below.

1. EXAMPLES OF POSITIVE ECONOMIC IMPACTS FROM INTRODUCTIONS TO THE ESTUARY

(a) Food and Sport Resources

Skinner (1962) and Smith & Kato (1979) review the history of the fisheries in the Estuary. Although the introduced striped bass, American shad, white catfish, bullfrog, signal crayfish (*Pacifastacus leniusculus*) and soft-shell clam (*Mya arenaria*) all supported commercial fisheries in the Estuary in the past, only the crayfish is still commercially harvested today. These species and others, including many warm-water gamefish introduced to the Delta, continue to provide sport fisheries.

Striped bass and shad supported large commercial fisheries during the late 19th and first half of the 20th century. Striped bass were introduced in 1879 and sold in San Francisco markets by 1889. The annual catch topped 500 tons by 1899, peaked at 1,000 tons in 1903, and generally stayed over 500 tons until 1918. The commercial fishery then declined and was closed in 1935 to avoid competition with sport fishing (Skinner, 1962; Smith & Kato, 1979).

Shad were introduced in 1871, commercially harvested by 1874, and glutting the market by 1880 (Skinner, 1962). From 1900 to 1945 the Bay Area catch was often over 500 tons, and peaked at over 2,800 tons in 1917 (Skinner, 1962; Herbold & Moyle, 1989). The fish were mainly sold fresh until 1912, and thereafter salted and export to China, with the roe salted and canned; the size of the fishery was said to be limited by demand rather than by the abundance of shad. After 1945 the catch averaged around 300 tons until the fishery was eliminated in 1957 by a ban on gill-netting inside the Golden Gate (Shebley, 1917; Skinner, 1962; Smith & Kato, 1979).

Table 6. Positive Economic Impacts of Marine, Estuarine and Aquatic Organisms Introduced into the San Francisco Estuary

Details and references are provided in the species descriptions in Chapter 3.

ORGANISMS CAUGHT FOR FOOD, FUR OR SPORT

- Striped bass, American shad and catfish supported commercial fisheries in the Estuary that were sometimes substantial, until commercial fishing for these species in the Estuary was banned.
- The above species, plus black bass, crappie, sunfish and carp support recreational fisheries in the Estuary.
- Crayfish are taken from the Delta both commercially and recreationally.
- The bullfrog *Rana catesbeiana* has been both raised in ponds and harvested from public waters in California.
- The Asian littleneck clam *Venerupis philippinarum* and sometimes the Atlantic soft-shell clam *Mya arenaria* are taken recreationally. *Venerupis* is harvested commercially in the Pacific northwest and sold in Bay Area markets as "Manila clams." A few other introduced molluscs are sometimes recreationally harvested from the Bay.
- The Asian freshwater clam *Corbicula fluminea* is sometimes taken recreationally from the Delta. *Corbicula* are harvested commercially from Lake Isabella in the southern end of the Delta's watershed.
- The Asian freshwater snail *Cipangopaludina* was imported and sold in Asian markets in the late 19th century, and was reportedly planted in the Bay Area and the Central Valley "to supply the markets of San Francisco Bay."
- Watercress is an edible green which no doubt is sometimes harvested recreationally.
- Muskrat are trapped for their fur.

BAIT

- The golden shiner and fathead minnow are commercially raised as legally-designated freshwater bait fish in California.
- The yellowfin goby is commercially and recreationally harvested for use as bait, primarily for the introduced striped bass.
- The freshwater Asian clam *Corbicula* is harvested commercially and recreationally for bait.
- Introduced crayfish and bullfrog are caught recreationally for use as freshwater bait.
- Various other introduced fish (e. g. inland silverside) and invertebrates (e. g. the mussel *Mytilus galloprovincialis*) are sometimes used for bait.

BIOCONTROL

- The mosquitofish *Gambusia affinis* contributes to the control of mosquitoes. However, introductions of other species for biocontrol purposes (e. g. blue catfish to control the introduced clam *Corbicula*, South American *Neochetina* weevils to control water hyacinth) appear to have had no significant control effect, and have sometimes harmed desirable species (e. g. inland silverside *Menidia beryllina*).

EROSION CONTROL

- According to one study, the Atlantic cordgrass *Spartina alterniflora* may be reducing erosion at San Bruno Slough.
-

Table 6. Positive Economic Impacts - continued

ENHANCEMENT OF ECONOMICALLY IMPORTANT FISH AND WILDLIFE

- The South African brackish-marsh plant brass buttons provides food for waterfowl and refuge; marshes are sometimes managed to encourage its growth.
- The Atlantic cordgrass *Spartina alterniflora* might provide much-needed cover for the endangered California clapper rail.
- Threadfin shad were introduced to provide forage for sport fish, although there is doubt about how useful they are as forage; to the extent that they do provide forage they may have simply replaced native species; and some researchers believe that they may in fact compete with young sport fish and reduce the populations of sport fish.
- Many pelagic and benthic marine invertebrates form part of the trophic webs that support recreationally and commercially important fish, but may have simply replaced native invertebrates in this role.

White catfish were introduced in 1874. In 1875 the California Fish Commission predicted that they would support a commercial fishery by the following year, and in 1877 reported that they constituted an "important addition to the fish food supply of the city of Sacramento," further described in 1879 as "an immense supply of food" (Smith, 1896). By 1900 catfish were being exported to Mississippi. The Bay Area's reported annual catch of catfish ranged between 100 and 500 tons from 1905 to 1951 (Skinner, 1962), but the fishery was closed in 1953 due to declining numbers of fish (Miller, 1966a; Borgeson & McCammon, 1967).

The soft-shell clam was first collected in the Bay in 1874 and by the 1880s was the most common clam in Bay Area markets (Stearns, 1881), and public and private soft-shell clam beds were established and managed throughout the Bay (Bonnot, 1932). The annual catch in the Bay Area (including bays north to Bodega) was 500 to 900 tons in 1889-1899, 50-150 tons in 1917-1935, and then declined until the fishery closed in 1948, for reasons that are now unclear but could involve a decline in the resource or market competition from other clams (Skinner, 1962; Herbold et al., 1992). Several workers have suggested that the soft-shell clams' early abundance in San Francisco Bay was due to replacement of populations of the native bent-nose clam *Macoma nasuta*.

It is unclear when signal crayfish were introduced to California, but commercial harvest began in the Delta in 1970 to supply the Swedish market (after the native Swedish crayfish was decimated by an introduced North American crayfish disease). Initial landings of 50 tons rose to over 250 tons from 1975 to the 1980s (Osborne, 1977; Herbold & Moyle, 1989). The 1976 catch sold for a little over \$300,000 (Osborne, 1978).

Striped bass has been the economically most important sport fish in the Estuary, accounting for a substantial transfer of funds, variously estimated, from those who do the fishing to those who help them fish. Skinner (1962, p. 172) reported that striped bass anglers were spending about \$18 million per year on the sport. McGinnis (1984) reported that anglers took about 1 million striped bass in

1980, spending about \$7 million in the process. Herbold et al. (1992) reported that the industries surrounding striped bass fishing (involving boats, marinas, and fishing equipment and supplies) were estimated to inject \$45 million into local economies.

(b) Forage Fish

Several small fish have been introduced to California in part to provide forage for larger sport fish, including the threadfin shad. However, there has been considerable disagreement over the value of the threadfin as forage (ranging, according to different authors, from "major" and "important" to "minor" and "inadequate"), and its overall impact on sport fish (involving competition with young sport fish for food), as reviewed in Chapter 3.

2. EXAMPLES OF NEGATIVE ECONOMIC IMPACTS FROM INTRODUCTIONS TO THE ESTUARY

(a) Wood Boring

Mare Island, in the upper part of San Francisco Bay, was chosen as the site for a naval base partly in order to get upstream of the Bay's marine wood-boring organisms. However, the introduction of the shipworm *Teredo navalis*, which tolerated much fresher water than did the Bay's existing wood borers, led to the destruction of some fifty major wharves, ferry slips and other structures in the northern part of the Estuary between 1919 and 1921, including several at Mare Island (Figure 8).

Neily (1927) reported the damage to amount to \$25 million, which, escalated to current (1992) dollars (based on the Engineering News Record: General Construction Cost Index; US Commerce Dept., 1975, 1984, 1993) is \$616 million dollars. Although this figure does not include collateral damage (such as loaded freight cars that fell into the Bay when a railroad dock collapsed), disrupted service and lost business, or the subsequent costs of constructing, treating and maintaining structures to be resistant to *Teredo*, nor does it include damage from *Teredo* since 1921 or in other parts of the Bay, it does provide some quantification of the scale of potential economic impact from a single introduced organism.

Other introduced wood-borers in the Bay are the shipworm *Lyrodus pedicellatus*, and the isopods *Limnoria tripunctata* and *L. quadripunctata*, and *Chelura terebrans*. Although modern, chemically-treated pilings, marine timbers and marine wood products are considerably more resistant to borer infestations than untreated wood, borer damage continues to occur to the Bay's wooden pilings, docks and boat hulls. However, no current estimates of this damage are available.


(b) Ship Fouling

Hull fouling and other ship fouling have a large but generally little-recognized economic impact. For example, Gordon & Mawatari (1992) report estimates that a coating of slime 1 mm thick on an otherwise clean hull can increase skin friction up to 80 percent and reduce speed up to 15 percent, an estimate

Figure 8. Some Examples of Damage Caused by the Wood-boring Shipworm *Teredo navalis* in the San Francisco Estuary

From Neily, 1927.

- (1) Failure of dock at Oleum, Contra Costa County, Oct. 8, 1919, dumping several loaded freight cars into San Francisco Bay.
- (2) Collapse of the South Vallejo Ferry Slip, Solano County, Nov. 4, 1920.
- (3) Collapse of the Benicia Municipal Wharf and House, Oct. 7, 1920.



generally borne out by towing tests (WHOI, 1952). Ross & Emerson (1974) calculated that "a luxuriant growth of barnacles on a one-square-foot area of a ship may weigh as much as six pounds. On a large ship, the barnacles and other fouling organisms can add as much as three hundred tons to a ship's weight...a heavily fouled ship may need as much as 50 percent more fuel to move the same distance." In 1928 it was reported that U. S. shipping interests spent \$100 million annually dealing with fouling (WHOI, 1952, citing Visscher, 1928). In the 1940s, the British Admiralty estimated that hull fouling on naval vessels increased fuel consumption by 35% to 50% after six months in temperate waters or after three months in tropical waters (WHOI, 1952). More recently, Haderlie (1984) reported that "all classes of [U. S.] naval ships show a ten percent average yearly increase in fuel consumption between dry dockings, and...most or all of this is due to increased drag caused by hull and propeller fouling." He further reported that in 1975 the U. S. Navy spent \$15 million a year applying antifouling coatings to its vessels, but that despite this "the increased drag from hull fouling was adding over \$150 million to the navy's annual fuel bill."

Hull fouling can thus result in a significant loss of maximum speed and maneuverability, increased fuel consumption and decreased range, as well as necessitating increased maintenance and more frequent drydockings—issues of concern to all vessels but especially to military vessels (Haderlie, 1984). WHOI (1952) and Haderlie (1984) reported other impacts of ship fouling, including blocked fire mains; restricted or blocked flow to the main condensers serving the ship's engines, preventing the development of full power; other fouled seawater pipe systems, sometimes requiring the complete dismantling of these systems; fouled propellers causing increased vibration on board ship and loss of power; increased hull corrosion; fouled sonar domes causing degradation of performance due to reduced sound transmission and reception, increased self-noise due to turbulence, and interference with mechanical operation; and increased self-noise of the ship hull, a problem for military ships seeking to evade detection by enemy sonar.

Such considerations have led to the development and widespread use of anti-fouling compounds containing tributyltin (TBT), copper, mercury, arsenic and other materials which are toxic both to fouling and to nontarget marine organisms, and to those working with these compounds. The cleaning and maintenance of TBT-coated hulls has contributed to the creation of toxic "hot spots" in the Estuary.

Though ships may be fouled by both native and non-native organisms, virtually all of the common fouling organisms in San Francisco Bay are introduced (e. g. Graham & Gay, 1945; Banta, 1963; ANC & JTC, pers. obs.). Thus fouling impacts for vessels spending much of their time in San Francisco Bay are largely due to introduced species.

(c) Waterway Fouling

The fouling of Delta waterways by water hyacinth became serious enough by the early 1980s to block ferry boats from reaching Bacon Island and prevent the island's produce reaching the market. In 1982 the California Legislature passed a bill ordering the control of water hyacinth in the Delta. Control efforts included setting up barriers to keep masses of hyacinth out of navigation channels, spraying

Table 7. Negative Economic Impacts of Introduced Marine, Estuarine and Aquatic Organisms

A. Examples in the San Francisco Estuary

Details and references are provided in the species descriptions in Chapter 3.

WATERWAY FOULING

- Water hyacinth
Eichhornia crassipes
- European milfoil
Myriophyllum spicatum
- Elodea *Egeria densa*
- Navigational and recreational impacts include blocking passage through navigable waterways and access to marinas and berths, and fouling propellers and the water intakes of boat engines; impacts have been serious enough to shut down marinas and bar ferry boats from their routes.
- Interference with salmon migration.
- Costs of herbicide applications (including environmental and occupational health impacts).
- Costs of biocontrol efforts.
- Costs of mechanical removal and disposal.

FOULING OF VESSELS AND MARITIME STRUCTURES

- Many kinds of plants and animals, including seaweeds, sponges, hydroids, tubeworms, mussels, barnacles, bryozoans and sea squirts
- Increased frictional resistance of ship and boat hulls, resulting in slower speeds, increased transit times, increased fuel costs, reduced maneuverability, and reduced effectiveness of military vessels.
- Cost of anti-fouling coatings.
- Costs of pollution from the use of anti-fouling compounds formulated with tributyltin, copper, mercury, creosote or other toxic materials.
- Occupational health costs of manufacturing, applying and maintaining coatings of anti-fouling compounds formulated from toxic materials.
- Other increased maintenance costs, including the cost of time spent in drydock rather than in service.

WOOD BORING

- Shipworms *Teredo navalis* and *Lyrodus pedicellatus*
- Isopods *Limnoria* spp. and *Chelura terebrans*
- Damage to wooden maritime structures and vessels.
- Disruption of service.
- Increased maintenance costs.
- Increased construction costs.
- Impacts from the use of toxic anti-fouling compounds, as noted above.

BURROWING

- Muskrat
 - Crayfish *Orconectes* and *Procambarus*
 - Isopod *Sphaeroma*
 - Chinese mitten crab
 - Damage to levees, the walls of ditches, stream banks and shorelines.
 - Isopod *Sphaeroma*
 - Damage to styrofoam flotation of marina docks.
-

Table 7. Negative Economic Impacts - continued

FOULING OF WATER SYSTEMS

- *Corbicula*, and to a minor degree, *Urnatella* and *Cordylophora*
- Increased sedimentation in canals reducing flow rates.
- Increased maintenance costs.
- *Water hyacinth*
- Fouled irrigation pumps and fish screens.

PREDATION ON AND COMPETITION WITH ECONOMICALLY IMPORTANT SPECIES

- Many species of fish
- Crayfish *Orconectes virilis* and *Pacifastacus leniusculus*
- Bullfrog *Rana catesbeiana*
- Reduction of populations of commercial and sport fish.
- Elimination of the Sacramento perch *Archoplites interruptus*, a sport fish, from its native waters.
- Reduction in populations of certain native fish, crayfish and frogs contributing to their listing or potential listing as threatened or endangered species, resulting in:
 - interference with water diversions, including restrictions on the location, timing and volume of diversions and on the construction of new diversion facilities;
 - interference with other construction and development projects, both inside and outside the Estuary,
- Costs of control efforts, such as rotenone applications.
- Kills of nontarget sport fish from rotenone applications.
- Occupational and environmental health costs of rotenone use.
- Atlantic oyster drill *Urosalpinx cinerea* and odostomiid snail *Boonea bisuturalis*
- Predators or parasites on oysters, clams and mussels.

PROMOTION OF UNDESIRABLE SPECIES

- Parrot's feather *Myriophyllum aquaticum*
- Said to provide excellent mosquito habitat.

CROP DAMAGE

- Crayfish *Orconectes virilis* and *Procambarus clarkii*
- Eat rice shoots, as apparently does the recently introduced Chinese mitten crab *Eriocheir sinensis* in China.

INTERFERENCE WITH WATER QUALITY MONITORING

- Mussel *Mytilus galloprovincialis*
- Fifteen years of estuarine water quality monitoring, based on comparing contaminant levels in the same species of mussel in different bays, may have been rendered questionable by the introduction of this second and virtually indistinguishable species of mussel which may take up and metabolize contaminants at a different rate.

Table 7. Negative Economic Impacts - continued

ECOSYSTEM INSTABILITY/MANAGEMENT UNCERTAINTY

- Continuous high rate of introductions
- New species continually being introduced into the Estuary's biota resulting in unmanageable fluctuations in populations of important species, in turn resulting in added restrictions on many activities (including water diversions, wastewater discharges, dredging, levee maintenance, construction) in and near the Estuary.

B. Some Examples from Elsewhere**FOULING**

- Zebra mussel *Dreissena polymorpha*
- The European zebra mussel was introduced to the Great Lakes in ballast water in 1986 and rapidly spread to 14 states and 3 Canadian provinces.
 - It has seriously fouled and in some cases caused the complete blockage of the water intakes for municipal water systems, industrial process water systems, and cooling water systems for power plants. It has incurred costs through the disruption of services; increased monitoring and maintenance requirements; changes in operations; the retrofitting of existing facilities and added costs in the construction of new facilities to make them less vulnerable to mussel fouling; the construction of redundant facilities to prevent service disruptions; the increased use of chlorine (with attendant occupational, public and environmental health costs).
 - It has interfered with commerce and recreation by fouling navigational buoys, maritime structures and vessels, with attendant costs.
 - It has fouled recreational beaches.

In the past year, live zebra mussels have been found attached to boats and trailers entering California from the eastern states.

PREDATION ON ECONOMICALLY IMPORTANT SPECIES

- Green crab *Carcinus maenas*
- This European crab was introduced to the eastern United States in ship fouling and destroyed commercially valuable soft-shell clam (*Mya arenaria*) beds in New England and Maine in the 1950s. Control efforts included fencing, trapping and poisoning. The green crab became established in San Francisco Bay in the late 1980s.

Table 7. Negative Economic Impacts - continued

<ul style="list-style-type: none"> Chinese mitten crab <i>Eriocheir sinensis</i> 	<ul style="list-style-type: none"> Introduced in ballast water, this catadromous, burrowing crab became phenomenally abundant in the rivers and upper estuaries of Germany in the 1930s, causing damage to trap and net fisheries and to river banks, leading to a government-sponsored control program that, at its peak, trapped and destroyed tens of millions of crabs per year. The mitten crab became established in San Francisco Bay in the 1990s.
<ul style="list-style-type: none"> <i>Mnemiopsis leidyi</i> 	<ul style="list-style-type: none"> Discovered to the Black and Azov seas in the early 1980s, this northwestern Atlantic ctenophore or 'comb jelly' became phenomenally abundant by 1988, decimating the zooplankton and virtually destroying the region's anchovy and sprat fisheries.
DISEASE	
<ul style="list-style-type: none"> 'red tide'-forming dinoflagellates and other bloom-forming plankton 	<ul style="list-style-type: none"> Blooms of dinoflagellates that produce sometimes-lethal paralytic shellfish poisons (PSP) have resulted from introductions of these plankton to Australia and probably other parts of the world.
<ul style="list-style-type: none"> Oriental lung fluke 	<ul style="list-style-type: none"> In China, the mitten crab <i>Eriocheir sinensis</i> is the second intermediate host of this debilitating human parasite; human hosts are infected by eating raw or inadequately cooked, infected crabs. With the mitten crab now established in the Bay Area, and snails available that are capable of serving as first intermediate hosts, the lung fluke could become established in California.
<ul style="list-style-type: none"> cholera pathogen <i>Vibrio cholerae</i> 	<ul style="list-style-type: none"> In 1991 during the South American cholera epidemic, ships' ballast water from that continent arriving in U. S. ports in the Gulf of Mexico frequently carried the cholera pathogen, which was also found in fish and oysters in those ports.

herbicides, and releasing biocontrol agents, at a cost that reached \$400,000/year (L. Thomas, pers. comm., 1994), though it only partly alleviated the problems.

(d) Water System Fouling

The Asian freshwater clam *Corbicula fluminea* plugged condenser tubes at the federal water project's pumping plant in the South Delta, colonized the bed of the project's Delta-Mendota Canal (trapping sediment and forming bars that reduced delivery capacity, requiring the dewatering of the canal and the dredging of over 50,000 cubic yards of clam-bearing material), and in southern California plugged underground pipes, turnout valves, and irrigation sprinklers (Ingram, 1959; Hanna, 1966; Eng, 1979).

(e) Bank Burrowing

As discussed earlier in this chapter under "Bio-eroders," several introduced species burrow in and damage both natural banks and man-made embankments, including muskrat, two species of crayfish and the Chinese mitten crab in fresh and brackish areas, and the isopod *Sphaeroma quoyanum* in the more saline waters of the Bay. In addition, we have found the styrofoam blocks that provide flotation for marina docks frequently riddled with *Sphaeroma* burrows, and though no quantitative data are available, it seems that this must substantially shorten their lifetime.

(f) Predation and Competition Harming Economically Important Species

Several intentional introductions may have had the "side effect" of reducing populations of other economically important species. Economically important species in this context include both species that are hunted or fished, and species that, because of their declining populations, become listed or become candidates for listing under the state or federal endangered species act (or otherwise become species of special concern), triggering limitations on economic activities. Examples of such "side effects" suggested by various researchers include the following.

- In the 19th century, the destruction of water celery, a common duck food, by introduced carp might have reduced populations of canvasback and other ducks (Smith, 1896, citing Jordan & Gilbert, 1894).
- Shebley (1917) reported carp to be the principal cause of destruction of the Sacramento perch, by eating its eggs and digging up its nests. Moyle (pers. comm.) has suggested that predation by striped bass and black bass may have been the major cause of the elimination of Sacramento perch from the Delta. McGinnis (1984) suggests that competition with introduced sunfish was the cause.
- Several workers have suggested that threadfin shad compete with the fry of gamefish, including black bass (McConnell & Gerdes, 1961; Von Geldern & Mitchil, 1975), crappie (McConnell & Gerdes (1961) and striped bass (McGinnis, 1984).
- Inland silverside may compete with striped bass (McGinnis, 1984) and prey on the eggs and fry of the endangered Delta smelt (BDOC, 1994; Moyle, pers. comm.).
- The Shasta crayfish *Pacifastacus fortis* was proposed for listing, in large part due to competition from the introduced crayfish *Orconectes virilis* and *Pacifastacus leniusculus* (Anon., 1987).

(g) Prevention and Control Costs

Substantial costs have been incurred through efforts to eradicate populations of two predaceous, nonindigenous fish present in the Delta watershed—white bass and northern pike—before they reach the Delta where it is feared they would reduce populations of endangered species and sport fish. For both fish, eradication efforts have centered around massive applications of the fish poison rotenone. The northern pike effort, for example, was preceded by three years of environmental

review and litigation and a ban on fishing in the area (resulting in economic losses to the local economy), followed by the application of 12 semi-trailer loads of rotenone by 60 workers who were on site for over two weeks, with the cost of the on-site work alone totaling over a million dollars. The costs due to nontarget fish kills (which were substantial), other environmental health costs and occupational health costs are unknown.

The effort failed to eradicate northern pike from the watershed.

(h) Instability and Management Uncertainty

The greatest impact from introductions to the Estuary may be restrictions on the operation of the California water system. In recent years a combination of litigation, new legislation, and regulatory realignment has placed increasing environmental demands on the water agencies that store and divert water from the Estuary's watershed (DWR, 1993). Specifically, the agencies' ability to withdraw water increasingly depends on whether they can restore and sustain healthy populations of anadromous and native fish. This in turn will depend on the water agencies' and regulators' level of understanding of the ecosystem and their ability to figure out the necessary habitat conditions, including the amount and timing of instream flows needed, to maintain the fish.

However, the achievement of an adequate level of understanding to reliably manage the Estuary is severely hampered by a rate of introduction averaging (at least) one new species established in the Estuary every 24 weeks. For example, the arrival, growth and spread of the Asian clam *Potamocorbula amurensis* in 1986-87 appears to have fundamentally altered trophic relations in the northern reach of the Estuary, and perhaps made models and calculations based on pre-1987 data obsolete and irrelevant (Nichols, 1985; Cohen, 1990; Alpine & Cloern, 1992; Cohen & Carlton, 1995). A constantly changing species composition may make the ecosystem even less stable, and major functional shifts more common. Under such conditions, the reliable management of the Estuary required of (and promised by) the water agencies may be impossible. Since water from the Estuary's watershed supports much of California's population, industry and agriculture, the costs of failure could be substantial.

3. SOME EXAMPLES OF POTENTIAL IMPACTS

(a) Food Resources

Some organisms introduced to the Estuary might possibly be harvested and marketed. The European green crab *Carcinus maenas*, the Chinese mitten crab *Eriocheir sinensis*, and the yellowfin goby are commercially harvested for food in parts of their native range (Cohen et al., 1995). The Asian sea squirt *Styela clava* is harvested and eaten in Korea (Abbott & Newberry, 1980). Water hyacinth leaves are sold as a vegetable in markets in the Philippines (Ladines & Lontoc, 1983).

(b) Disease

Hallegraeff and his coworkers have demonstrated that toxic dinoflagellates that produce paralytic shellfish poisons (PSP) were introduced to Australia from Japan in ballast water sediments (Hallegraeff et al., 1989; Hallegraeff & Bolch, 1991). The introduction of toxic dinoflagellates to the northeastern Pacific could have costly impacts. In the Philippines, three outbreaks in five years of a PSP-producing dinoflagellate previously unreported from the region cost the local mussel industry about \$15 million, poisoned over a thousand people and killed at least thirty-four (Corrales & Gomez, 1989). In San Francisco Bay clams and mussels are commonly collected for food in a poorly monitored and largely unregulated sport fishery (Sutton, 1981). Although there is no commercial shellfishery in the Bay, dinoflagellates that arrive there in ballast water could be readily carried by coastal currents or by coastal transport of ballast water to commercial shellfish beds to the north.

In July, 1991 during the South American cholera epidemic, the U. S. Food and Drug Administration discovered the causative organism of cholera, *Vibrio cholerae*, in oysters and fish from Mobile Bay, Alabama. Subsequently sampling of ballast water from nine ships arriving in Alabama and Mississippi from South America revealed *Vibrio cholerae* in one third of them (US Federal Register, 1991). It has been suggested that cholera could have initially reached South America via ballast water (Ditchfield, 1993).

(C) FUTURE INVASIONS

Many transport vectors releasing exotic species into the San Francisco Estuary remain active, and new invasions are certain to occur. These fall into eight categories discussed below, for each of which we give examples of potential invaders. In addition, at least 36 species of introduced aquatic plants, snails, fish, and one turtle are established in regions adjacent to the greater Bay-Delta system (Table 9), some of which will undoubtedly spread into the Estuary.

1. ONGOING INOCULATIONS BY BALLAST WATER FROM OUTSIDE THE NORTHEASTERN PACIFIC

Ships release in ballast water scores if not hundreds of new species on a monthly basis into the San Francisco Estuary (Table 10). That this highly successful vector remains active in the Estuary is indicated both by the number of new invasions now occurring (Table 1) and by the continual appearance but uncertain establishment of both small and large crustaceans in the Bay (Table 8).

Around the world there have been a number of important invasions, linked to ballast water release, whose temperate climate biology suggest that these species could become established in the San Francisco Estuary. Ballast water from Japan could include the larvae of the carnivorous North Pacific Sea Star *Asterias amurensis* and several species of Japanese dinoflagellates not yet established in San

Table 8. Recent Records of Nonindigenous Species in the San Francisco Estuary whose Establishment is Uncertain

Species	Native Range	Date Collected	Comments (references)
INVERTEBRATES			
Mollusca: Gastropoda			
Prosobranchia			
<i>Littorina littorea</i>	ne Atlantic	1968-70, 14 1976-77, 14 1995	collected at Alameda & Bay Farm islands in the northern South Bay in 1968-70, 6 collected at Selby on the east shore of San Pablo Bay in 1976-77 (Carlton, 1969, 1979a). ANC collected one specimen on the San Francisco shore in 1995.
Arthropoda: Crustacea			
Isopoda			
<i>Ianiropsis serricaudis</i>	Sea of Japan	1977	Oakland Estuary (Carlton, 1979a).
<i>Munna</i> sp. A	?	1993/94	(J. Chapman, pers. comm., 1995).
<i>Sphaeroma</i> sp.	?	1994	(J. Chapman, pers. comm., 1995).
Amphipoda			
<i>Ampithoe</i> sp.	?	1993/94	(J. Chapman, pers. comm., 1995).
<i>Calliopiella</i> sp.	?	1993/94	(J. Chapman, pers. comm., 1995).
<i>Dulichia monocantha</i>	?	1990s	(M. Kellogg, pers. comm., 1995).
<i>Listriella goleta</i>	?	1990s	(M. Kellogg, pers. comm., 1995). Collected in Los Angeles Harbor in the late 1980s.
<i>Synchelidium miraculum</i>	?	1990s	(G. Gillingham, M. Kellogg, H. Peterson, pers. comm., 1995). Collected in Los Angeles Harbor in the late 1980s.
Decapoda			
<i>Exopalaemon carinicauda</i>	Korea, China, Hong Kong	1993	One specimen (L. Holthuis, pers. comm., 1993).
<i>Exopalaemon</i> sp.	unknown	1995	One specimen, possibly <i>E. carinicauda</i> (K. Hieb, pers. comm., 1995).
unidentified Pandalid shrimp	unknown	1995	One specimen (R. Van Syoc, pers. comm., 1995).
VERTEBRATES			
Fish			
<i>Anguilla anguilla</i>	Atlantic, Europe	1969	European Eel, one specimen (Skinner, 1971).
<i>Anguilla rostrata</i>	Atlantic, e N & S America	1964, 1994	American Eel, one specimen caught in each of 1964 & 1994. A fourth and unidentified eel, dated 1987, estimated 1 m length, is preserved at the Skinner Fish Facility in the Delta (Skinner, 1971; S. Walker, pers. comm., 1994).
<i>Lepisosteus spatula</i>	se U S & Mississippi basin	1991	Alligator Gar, one specimen, 146 cm long (Raquel, 1992).

Francisco Bay which, however, have become important invaders in southern Tasmania in a similar climatic regime (Carlton et al., 1995). Water from bays and estuaries of the American mid-Atlantic coast could include the Atlantic comb jelly *Mnemiopsis leidyi*, which has become a devastating zooplankton and larval fish predator in the Black and Azov Sea ecosystems (Shushkina & Musayeva, 1990; Mutlu et al., 1994) and the Japanese crab *Hemigrapsus sanguineus*, which was collected in 1988 in New Jersey (McDermott, 1991) and has now spread from North Carolina to Cape Cod (G. Ruiz, pers. comm., 1995; JTC, pers. obs.). The appearance of several Atlantic coast invertebrates in the San Francisco Estuary over the past 15 years (discussed under "Transport Mechanisms" in Chapter 5) suggests that the transport of additional organisms from the Atlantic is not unlikely. Ballast water from Europe could transport the freshwater-oligohaline gammarid amphipod *Corophium curvispinum*, a major fouling organism (Carlton et al., 1996).

These are clearly only a few out of scores of examples of known invaders that have become established elsewhere and which, should they hop on the ballast water conveyor belt, would be rapidly transported to the Estuary. In addition, we expect there are many organisms which have not invaded regions outside of their native range, but which could yet become potent invaders (as was the case with the Chinese clam, *Potamocorbula amurensis*, which entered the Estuary in 1986).

2. INTRACOASTAL TRANSPORT WITH SHIP TRAFFIC

Coastal ship traffic plays an unknown but potentially important role in transporting invasions that have established elsewhere on the Pacific coast to the Estuary. Examples include the transport of ballast water from the Columbia River (potentially transporting the Asian copepod *Pseudodiaptomus inopinus*, now well established there; Cordell et al., 1992) and from Pacific Northwest bays (which could include whole floating plants of the Japanese eelgrass *Zostera japonica*, which now occurs from Coos Bay to British Columbia). The arrival of the Atlantic oligochaete *Lumbricillus lineatus* in the Bay is also predictable, and should be specifically looked for in enriched sediments. Coates and Ellis (1980) have noted its establishment in pulp mill effluent sites in northern Vancouver Island, where it was introduced by international ship traffic.

Ballast water transport or ship fouling could play the central role in bringing to San Francisco Bay a number of species of Asian and Atlantic seasquirts that have become established in the harbors of southern California since the 1980s (G. Lambert, pers. comm., 1995). Indeed, ship fouling from these harbors is probably how the Japanese seasquirt *Ciona savignyi* arrived in San Francisco Bay, having previously become established in southern California. Coastal ship traffic from the south or the north may similarly have carried the Japanese seaweed *Sargassum muticum* as hull fouling into the Bay.

Similarly, coastal ship traffic may transport introduced organisms now established in the San Francisco Estuary, including many known in the northeastern Pacific only from the Estuary (Appendix 4), to other sites along the coast. The Estuary has likely operated in the past, and will likely continue to operate in the future, as the port of entry for many invasions of the Pacific coast.

Table 9. Introduced Species in Adjacent Areas with the Potential to Invade the San Francisco Estuary

Native Range:	N - North S - South	n - northern s - southern	e - eastern midw - midwestern	ne - northeastern nw - northwestern	se - southeastern sw - southwestern
Now Present in:	BA San Francisco Bay Area CC Central California CV Central Valley NCC North Coastal California	NEC Northeastern California SC Southern California SCC South Coastal California	SJV San Joaquin Valley SV Sacramento Valley WSN west slope of the Sierra Nevada		

Taxon	Species	Common Name	Native Range	Now Present in:
PLANTS				
Vascular Plants				
Dicotyledones	<i>Ludwigia peploides</i> var. <i>montevidensis</i>	water primrose	s S America	CV
	<i>Nymphaea mexicana</i>	yellow waterlilly	se US & Mexico	SJV
	<i>Nymphaea odorata</i>	fragrant waterlilly	e US	SV
	<i>Polygonum hydropiper</i>	marshpepper	Europe	CC
	<i>Polygonum pennsylvanicum</i>	pinkweed	e US	SV
	<i>Polygonum proliferum</i>		e US	BA
Monocotyledones	<i>Tamarix</i> spp.	tamarisk	Europe, Asia or Africa	BA, SV, SJV
	<i>Alisma lanceolatum</i>		Eurasia & n Africa	BA, SV, WSN
	<i>Aponogeton distachyon</i>	cape pondweed	s Africa	BA
	<i>Cyperus difformis</i>		Old World	BA, CV
	<i>Echinochloa oryzoides</i>		Eurasia	SV
	<i>Eleocharis pachycarpa</i>		Chile	WSN
	<i>Fimbristylis miliacea</i>		Old World tropics	CV
	<i>Heteranthera limosa</i>		midw & e US, tropical America	SV
	<i>Hydrilla verticillata</i>	hydrilla	Eurasia or central Africa	SV
	<i>Najas gracillima</i>	thread-leaved water-nymph	ne US	SV
	<i>Najas graminea</i>	rice-field water-nymph	tropical Asia	SV
	<i>Ottelia alismoides</i>		Africa, India, sw Pacific	SV?
	<i>Peltandra virginica</i>	tuckahoe	e N America	SJV
	<i>Scirpus mucronatus</i>		Eurasia	BA, SV
	<i>Scirpus tuberosus</i>		Europe	BA, CV

Table 9. Introduced Species in Adjacent Areas - continued

Taxon	Species	Common Name	Native Range	Now Present in:
INVERTEBRATES				
Mollusca: Gastropoda	<i>Planorbella duryi</i>	Seminole ram's horn	Florida	NCC, SC
	<i>Pseudosuccinea columella</i>	mimic lymnaea	e U S	CC, SC
	<i>Radix auricularia</i>	big ear radix	Europe	BA, CV, SC
VERTEBRATES				
Fish	<i>Esox lucius</i>	northern pike	north-central U S & Canada	WSN
	<i>Hypomesus nipponensis</i>	wakasagi	Japan	CV, NCC
	<i>Lepomis gibbosus</i>	pumpkinseed	e U S	BA, SC, NEC
	<i>Micropterus coosae</i>	redeye bass	se U S	WSN, SCC
	<i>Micropterus punctulatus</i>	spotted bass	s & midw U S	WSN
	<i>Morone chrysops</i>	white bass	midw U S	WSN, SCC
	<i>Notropis lutrensis</i>	red shiner	south-central U S	SJV, SC
	<i>Salmo trutta</i>	brown trout	Europe	WSN
	<i>Salvenius fontinalis</i>	brook trout	e U S	WSN
	<i>Tinca tinca</i>	tench	Europe	BA
Reptiles	<i>Trionyx spiniferus</i>	spiny soft-shell turtle	se U S & Mississippi basin	BA

3. TO 7. ONGOING INOCULATIONS BY OTHER MECHANISMS: FISHERIES PRODUCTS, FISHERIES ACTIVITIES, AQUARIA RELEASES

In Table 10 we list additional evidence for five additional vectors for ongoing inoculations into the Estuary. These are (3) the live bait and lobster industries (releasing not only the subject organisms but the living seaweed used as packing material and numerous associated invertebrates); (4) the herring-ro-e-on-kelp fishery (transporting live *Macrocystis* kelp and associated invertebrates into the Bay); (5) live bait releases of bait fish; (6) private party releases of fish and shellfish; and (7) releases from home or school aquaria. Each of these mechanisms is known to have resulted in the at least temporary establishment of one or more non-native species in the Estuary. There are few regulatory mechanisms in place to manage the extent or minimize the impact of these vectors.

Table 10. Examples of Ongoing Inoculations of Nonindigenous Species into the San Francisco Estuary

MECHANISM: Species Inoculated

BALLAST WATER:

Includes a wide variety of planktonic estuarine organisms from many parts of the globe. Common types of organisms include the adult or larvae of calanoid, cyclopoid and harpacticoid copepods, spionid, polynoid and other polychaete worms, diatoms, barnacles, bivalves, snails, flatworms, decapods, chaetognaths, tintinnids, mysid shrimp, isopods, bryozoans, phoronid worms, amphipods, dinoflagellates, hydroids and other taxa (Carlton & Geller, 1993).

BAIT WORM SHIPMENTS:

Includes a variety of organisms from the Maine coast, including the baitworms *Nereis virens* and *Glycera dibranchiata*; the seaweeds used for packing them, especially *Ascophyllum nodosum*; and epiphytic seaweeds and small intertidal and epiphytic invertebrates found on the *Ascophyllum*. Recent examinations of such shipments arriving at bait shops in the Bay Area found large numbers of live snails, bivalves, amphipods, isopods, harpacticoid copepods, marine mites, insect larvae, polychaetes, oligochaetes, nematodes and forams (Lau, 1995; ANC & JTC, pers. obs.). This mechanism is likely responsible for the recent establishment of one Atlantic periwinkle in the Bay and the occasional presence of another. New bait worms now beginning to be marketed in California, such as the Asian worm *Namalycastis abiuma*, may become established in the Estuary or carry with them additional, yet unknown, organisms.

HERRING-ROE-ON-KELP FISHERY:

Includes the kelp *Macrocystis pyrifera* collected from the Channel Islands in southern California and placed in San Francisco Bay as a substrate for herring spawning (Moore & Reilly, 1989; Oda, 1989), and organisms found on *Macrocystis*. Although it had been thought that *M. pyrifera* would not reproduce and become established in the Bay, it has been found attached, and therefore reproducing, in the Bay (L. Solarzano, pers. comm., 1994; ANC & JTC, pers. obs.).

LIVE BAIT FISH:

Includes probable ongoing "bait bucket" releases of the red shiner *Notropis lutrensis* into the fresh waters of the Estuary and its tributaries (McGinnis, 1984; Jennings & Saiki, 1990).

Table 10. Examples of Ongoing Inoculations - continued

PRIVATE PARTY RELEASES OF FISH OR SHELLFISH TO ESTABLISH FOOD OR SPORT RESOURCES:

In recent years these types of releases probably account for the white bass established in the San Joaquin River drainage and northern pike established in the Feather River drainage, both likely to spread downstream to the Delta; Chinese mitten crab established in San Francisco Bay and tributary streams and likely to spread into the Delta and Central Valley rivers; blue crab collected from the Delta, the Bay, and nearby coastal waters, but not established; and possibly the alligator gar and Atlantic eels collected but not established in the Delta. Nonindigenous organisms currently imported alive to Bay Area markets, and thus readily available for release into the Estuary along with any parasites and epizootics they carry, include green-lipped mussels from New Zealand, blue crabs from Chesapeake Bay and American lobsters from Maine. The packing materials for these shellfish, sometimes discarded into the Bay from dockside restaurants and distribution and repacking centers, may contain yet additional organisms. For example, the seaweed (*Ascophyllum nodosum*) used to pack Atlantic lobsters was found, on arrival in the Bay Area, to contain at least 29 other species of invertebrates and 7 other species of seaweed from the Atlantic (Miller, 1969).

RELEASES FROM AQUARIA:

Can introduce and establish a variety of organisms, which in the past have likely included plants (and the oligochaetes and entoprocts living on them), snails, fish and turtles.

8. INTRACONTINENTAL RECREATIONAL VESSEL TRAFFIC

Recreational vessels entering the San Francisco Bay and Delta from northern or eastern states have the potential to transport with them, on their hulls or in incidental water aboard the vessel, a broad variety of aquatic pest species, including aquatic weeds (such as *Hydrilla*), snails (such as the New Zealand snail *Potamopyrgus antipodarum*, introduced to the Middle Snake River system of southern Idaho, and sometimes occurring in densities of 100s of 1,000s of snails per square meter; Carlton et al., 1996), and, especially, Eurasian zebra mussels (*Dreissena polymorpha* and *Dreissena bugensis*), which between 1993 and 1995 have been intercepted at the California border on recreational boats coming from the Midwest and the Great Lakes.

Our certainty that there will be additional invasions of the Estuary stands in contrast to our limited ability to predict exactly which species (or even which trophic guilds) will invade and when they will invade. Carlton (1996b) discusses six scenarios, none mutually exclusive, that seek to explain why invasions may occur when they do; these include changes in the donor region, new donor regions, environmental changes in the recipient region, changes in the dispersal vector, the phenomenon of invasion windows, and stochastic inoculation events. All of these pertain to potential invasions of the San Francisco Estuary. A recent example of a

combination of several of these processes apparently led to the successful invasion and subsequent persistence of the Asian clam *Potamocorbula amurensis* in the Bay (as discussed in Chapter 3).

Predicting specific guilds of invaders is often an elusive endeavor. However, we note as an example the absence of certain truly euryhaline-oligohaline taxa from the Estuary where native marine and freshwater counterparts exist. Oglesby's (1965) proposal that the Atlantic worm *Nereis succinea* was successful in the Bay because it inserted itself in this intermediate microhabitat—that is, that it was an "insertion invader"—suggests that similar opportunities may be available for other taxa. We note two such examples (Table 4) among Bay isopods and amphipods. Also to be expected are further warmer-water species as new colonists in the Bay. The Bay has had a continuous history of such southern species establishing on warm bay margins, including the barnacle *Balanus amphitrite*, the tubeworm *Ficopomatus* and the bryozoan *Zoobotryon*.

¹Remarkably, Cloern (1982) does not mention that any of these species are introduced, and while Officer et al. (1982) note that *Musculus* and *Tapes* are introduced, they focus on the phenomenon of benthic filter feeding in San Francisco Bay as a "natural eutrophication control" process.

CHAPTER 7. CONCLUSIONS

Consideration of the biological invasions of the San Francisco Bay and Delta ecosystem has required examination of the records and status of over 400 species. Documented plant and animal invasions in the Estuary now number 212 species. An additional 123 species are listed as cryptogenic—not clearly native or introduced—a number that might represent less than half of the number of candidate cryptogenic taxa. An additional 40 nonnative species were either reported previously or have been recently discovered but are not known to have become established in the Estuary, while another 36 nonnative species are established in adjacent aquatic ecosystems.

(A) MAJOR FINDINGS

1. THE SAN FRANCISCO ESTUARY CAN NOW BE RECOGNIZED AS THE MOST INVADED AQUATIC ECOSYSTEM IN NORTH AMERICA.

- Nonindigenous aquatic animals and plants have had a profound impact on the ecology of this region. No shallow water habitat now remains uninvaded by exotic species and, in some regions, it is difficult to find any native species in abundance. In some regions of the Bay, 100% of the common species are introduced, creating "introduced communities." In locations ranging from freshwater sites in the Delta, through Suisun and San Pablo Bays and the shallower parts of the Central Bay to the South Bay, introduced species account for the majority of the species diversity.
- 212 introduced species are now recognized in the Estuary. Sixty-nine percent of these are invertebrates, 4 percent protists, 15 percent are fish and other vertebrates, and 12 percent are vascular plants. Marine introductions are dominated by species from the Western North Atlantic (41 percent), the Western North Pacific (33 percent) and the Eastern North Atlantic (15 percent). Continental introductions are dominated by species from North America (54 percent, mostly fish) and from Eurasia (29 percent, mostly plants).
- In addition to the 212 introductions reported, 123 species are reported as cryptogenic (not clearly native or introduced), and the total number of cryptogenic taxa in the Estuary might well be twice that. Thus simply reporting the documented introductions and assuming that all other species in a region are native—as virtually all previous studies have done—severely underestimates the impact of marine and aquatic invasions on a region's biota.

- Despite issues related to data quality that may frustrate efforts to detect refined temporal patterns of invasions, the first collection records of over 50 non-native species in the Estuary since 1970 appear to reflect a significant new pulse of invasions. In the period since the beginning of introductions (here taken to be 1850), the Estuary has been invaded by an average of one new species every 36 weeks. Since 1970, the rate has been at least one new species every 24 weeks.
2. A VAST AMOUNT OF ENERGY NOW PASSES THROUGH AND IS UTILIZED BY THE NONINDIGENOUS BIOTA OF THE ESTUARY. IN THE 1990S, INTRODUCED SPECIES DOMINATE MANY OF THE ESTUARY'S FOOD WEBS.
- The major bloom-creating, dominant phytoplankton species are cryptogenic. Because of the poor state of taxonomic and biogeographic knowledge, it remains possible that many of the Estuary's major primary producers that provide the phytoplankton-derived energy for zooplankton and filter feeders, are in fact introduced.
 - Introduced species are abundant and dominant among the zooplankton in the northern part of the Estuary, and throughout the benthic and fouling communities of San Francisco Bay. On the intertidal and sublittoral soft-bottom floors of the Bay these include 10 species of introduced bivalves, most of which are abundant to extremely abundant. Introduced filter-feeding polychaetes and crustaceans may occur by the thousands per square meter. On subtidal hard substrates, the mussel *Mytilus galloprovincialis* is abundant, while sublittoral substrates (such as float fouling communities) support large populations of introduced filter feeders, including bryozoans, sponges and seasquirts. The holistic role of the entire nonindigenous filter-feeding guild—including clams, mussels, bryozoans, barnacles, seasquirts, spionid worms, serpulid worms, sponges, hydroids, and sea anemones—in altering and controlling the trophic dynamics of the Bay-Delta system remains unknown. The potential role of just one species, the Atlantic ribbed marsh mussel *Arcuatula demissa*, as a biogeochemical agent in the economy of Bay salt marshes is striking.
 - Introduced benthic clams are capable of filtering the entire volume of the South Bay and Suisun Bay once a day; indeed it now appears that the primary mechanism controlling phytoplankton biomass during summer and fall in South San Francisco Bay is "grazing" (filter feeding) by the introduced clams *Gemma*, *Venerupis*, and *Musculista*. This remarkable process thus has a significant impact on the standing phytoplankton stock in the South Bay, and since these stocks are now being utilized almost entirely by introduced filter feeders, passing the energy through a non-native benthic fraction of the biota may have fundamentally altered the energy available for native biota.

- Drought year control of phytoplankton by introduced clams—resulting in the failure of the summer diatom bloom to appear in the northern reach of the Estuary—is a remarkable phenomenon. The introduced soft-shell clams (*Mya*) alone were estimated to be capable at times of filtering all of the phytoplankton from the water column on the order of once per day. Phytoplankton blooms occurred only during higher flow years, when the populations of *Mya* and other introduced benthic filter feeders retreated downstream to saltier parts of the Estuary. However, phytoplankton populations in the northern reach of the Estuary may now be continuously and permanently controlled by introduced clams. Arriving by ballast water and first collected in the Estuary in 1986, by 1988 the Asian clam *Potamocorbula* reached and has since sustained average densities exceeding 2,000/m². Since the appearance of *Potamocorbula*, the summer diatom bloom has disappeared, presumably because of increased filter feeding by this new invasion. The *Potamocorbula* population in the northern reach of the Estuary can filter the entire water column over the channels more than once per day and over the shallows almost 13 times per day, a rate of filtration which exceeds the phytoplankton's specific growth rate and approaches or exceeds the bacterioplankton's specific growth rate.

Potamocorbula feeds at multiple levels in the food chain, consuming bacterioplankton, phytoplankton, and zooplankton (copepods), and so may substantially reduce copepod populations both by depletion of the copepods' phytoplankton food source and by direct predation. In turn, under such conditions, the copepod-eating native opossum shrimp *Neomysis* may suffer a near-complete collapse in the northern reach. It was during one such pattern that mysid-eating juvenile striped bass suffered their lowest recorded abundance. This example and the linkages between introduced and native species may provide a direct and remarkable example of the potential impact of an introduced species on the Estuary's food webs.

- As with the guild of filter feeders, the overall picture of the impact of introduced epibenthic and shallow-infaunal grazers and deposit feeders in the Estuary is incompletely known. The Atlantic mudsnail *Ilyanassa* is likely playing a significant—if not the most important—role in altering the diversity, abundance, size distribution, and recruitment of many species on the intertidal mudflats of San Francisco Bay.
- The arrival and establishment of the green crab *Carcinus maenas* in San Francisco Bay signals a new level of trophic change and alteration. The green crab is a food and habitat generalist, capable of eating an extraordinarily wide variety of animals and plants, and capable of inhabiting marshes, rocky substrates, and fouling communities. European, South African, and recent Californian studies indicate a broad and striking potential for this crab to significantly alter the distribution, density, and abundance of prey species, and thus to profoundly alter community structure in the Bay.

- Nearly 30 species of introduced marine, brackish and freshwater fish are now important carnivores throughout the Bay and Delta. Carp, mosquitofish, catfish, green sunfish, bluegills, inland silverside, largemouth and smallmouth bass, and striped bass are among the most significant predators, competitors, and habitat disturbers throughout the brackish and freshwater reaches of the Delta, with often concomitant impacts on native fish communities. The introduced crayfish *Procambarus* and *Pacifastacus* may play an important role, when dense, in regulating their prey plant and animal populations.
 - Native waterfowl in the Estuary consume some introduced aquatic plants (such as brass buttons) and native shorebirds feed extensively on introduced benthic invertebrates.
3. INTRODUCED SPECIES MAY BE CAUSING PROFOUND STRUCTURAL CHANGES TO SOME OF THE ESTUARY'S HABITATS.
- *Spartina alterniflora*, which has converted 100s of acres of mudflats in Willapa Bay, Washington, into cordgrass islands, has become locally abundant in San Francisco Bay, and is competing with the native cordgrass. *Spartina alterniflora* has broad potential for ecosystem alteration. Its larger and more rigid stems, greater stem density, and higher root densities may decrease habitat for native wetland animals and infauna. Dense stands of *S. alterniflora* may cause changes in sediment dynamics, decreases in benthic algal production because of lower light levels below the cordgrass canopy, and loss of shorebird feeding habitat through colonization of mudflats.
 - The Australian-New Zealand boring isopod *Sphaeroma quoyanum* creates characteristic "*Sphaeroma* topography" on many Bay shores, with many linear meters of fringing mud banks riddled with its half-centimeter diameter holes. This isopod may arguably play a major, if not the chief, role in erosion of intertidal soft rock terraces along the shore of San Pablo Bay, due to their boring activity that weakens the rock and facilitates its removal by wave action. *Sphaeroma* has been burrowing into Bay shores for over a century, and it thus may be that in certain regions the land/water margin has retreated by a distance of at least several meters due to this isopod's boring activities.
4. WHILE NO INTRODUCTION IN THE ESTUARY HAS UNAMBIGUOUSLY CAUSED THE EXTINCTION OF A NATIVE SPECIES, INTRODUCTIONS HAVE LED TO THE COMPLETE HABITAT OR REGIONAL EXTIRPATION OF SPECIES, HAVE CONTRIBUTED TO THE GLOBAL EXTINCTION OF A CALIFORNIA FRESHWATER FISH, AND ARE NOW STRONGLY CONTRIBUTING TO THE FURTHER DEMISE OF ENDANGERED MARSH BIRDS AND MAMMALS.
- Introduced freshwater and anadromous fish have been directly implicated in the regional reduction and extinction, and the global extinction, of four

native California fish. The bluegill, green sunfish, largemouth bass, striped bass, and black bass, through predation and through competition for food and breeding sites, have all been associated with the regional elimination of the native Sacramento perch from the Delta. The introduced inland silverside may be a significant predator on the larvae and eggs of the native Delta smelt. Expansion of the introduced smallmouth bass has been associated with the decline in the native hardhead. Predation by largemouth bass, black bass and striped bass may have been a major factor in the global extinction of the thicktail chub in California.

- The situation of the California clapper rail may serve as a model to assess how an endangered species may be affected by biological invasions. The rail suffers predation by introduced Norway rats and red fox; it may both feed on and be killed by introduced mussels; and it may find refuge in introduced cordgrass, although this same cordgrass may compete with native cordgrass, perhaps preferred by the rail. Other potential model study systems include introduced crayfish and their displacement of native crayfish; introduced gobies and their relationship to the tidewater goby; and the combined role that introduced green sunfish, bluegill, largemouth bass, and American bullfrog may have played in the dramatic decline of native red-legged and yellow-legged frogs.

5. THOUGH THE ECONOMIC IMPACTS OF INTRODUCED ORGANISMS IN THE SAN FRANCISCO ESTUARY ARE SUBSTANTIAL, THEY ARE POORLY QUANTIFIED.

- Though some of the fish intentionally introduced into the Estuary by government agencies supported substantial commercial food fisheries, these fisheries all declined after a time and are now closed. The signal crayfish from Oregon, whose means of introduction is unclear, supports the Estuary's only remaining commercial food fishery based on an introduced species.
- The striped bass sport fishery has resulted in a substantial transfer of funds from anglers to those who supply anglers' needs, variously estimated, between 1962 and 1992, between \$7 million and \$45 million per year. However, striped bass populations and the striped bass sport fishery have declined dramatically in recent years.
- Government introductions of organisms for sport fishing, as forage fish and for biocontrol have frequently not produced the intended benefits, and have sometimes had harmful "side effects," such as reducing the populations of economically important species.
- Few nonindigenous organisms that were introduced to the Estuary by other than government intent have produced economic benefits. The clams *Mya* and *Venerupis*, accidentally introduced with Atlantic oysters, have supported commercial harvesting in the Bay or elsewhere on the Pacific coast, and a

small amount of recreational harvesting in the Bay (though these clams may have, to some extent, replaced edible native clams); the Asian clam *Corbicula* is commercially harvested for food and bait in California on a small scale; the Asian yellowfin goby is commercially harvested for bait; muskrat are trapped for furs; and the South African marsh plant brass buttons provides food for waterfowl. There do not appear to be any other significant economic benefits that derive from nongovernmental or accidental introductions to the Estuary.

- A single introduced organism, the shipworm *Teredo navalis*, caused \$615 million (in 1992 dollars) of structural damage to maritime facilities in 3 years.
- The economic impacts of hull fouling and other ship fouling are clearly very large, but are not documented or quantified for the Estuary. Most of the fouling incurred in the Estuary is due to nonindigenous species. Indirect impacts due to the use of toxic anti-fouling coatings may also be substantial.
- Waterway fouling by introduced water hyacinth has become a problem in the Delta over the last fifteen years, with other introduced plants beginning to add to the problem in recent years. Hyacinth fouling has had significant economic impacts, including interference with navigation.
- Perhaps the greatest economic impacts may derive from the destabilizing of the Estuary's biota due to the introduction and establishment of an average of one new species every 24 weeks. This phenomenal rate of species additions has contributed to the failure of water users and regulatory agencies to manage the Estuary so as to sustain healthy populations of anadromous and native fish, resulting in increasing limitations and threats of limitations on water diversions, wastewater discharges, channel dredging, levee maintenance, construction and other economic activities in and near the Estuary, with implications for the whole of California's economy.

(B) RESEARCH NEEDS

Much remains unknown in terms of the phenomena, patterns, and processes of invasions in the Bay and Delta, and thus large gaps remain in the knowledge needed to establish effective management plans. The following are examples of important research needs and directions:

1. EXPERIMENTAL ECOLOGY OF INVASIONS

As discussed in Chapter 3, only a few of the hundreds of invaders in the Estuary have been the subject of quantitative experimental studies elucidating their roles in the Estuary's ecosystem and their impacts on native biota. Such studies should receive the highest priority.

2. REGIONAL SHIPPING STUDY

Urgently required is a San Francisco Bay Shipping Study which both updates the 1991 data base available and expands that data base to all Bay and Delta ports. A biological and ecological study of the nature of ballast water biota arriving in the Bay/Delta system is urgently required. Equally pressing is a study of the fouling organisms entering the Estuary on ships' hulls and in ships' seachests, in order to assess whether this mechanism is now becoming of increasing importance and in order to more adequately define the unique role of ballast water. A Regional Shipping Study would provide critical data for management plans.

3. INTRAREGIONAL HUMAN-MEDIATED DISPERSAL VECTORS

Studies are required on the mechanisms and the temporal and spatial scales of the distribution of introduced species by human vectors after they have become established. Such studies will be of particular value in light of any future introductions of nuisance aquatic pests.

4. STUDY OF THE BAITWORM AND LOBSTER SHIPPING INDUSTRIES

Our work has identified a major, unregulated vector for exotic species invasions in the Bay: the constant release of invertebrate-laden seaweeds from New England in association with bait worm (and lobster) importation. In addition a new trade in exotic bait has commenced, centered around the importation of living Vietnamese nereid worms, and both the worms and their substrate deserve detailed study. These studies are urgently needed to address the attendant precautionary management issues at hand.

5. MOLECULAR GENETIC STUDIES OF INVADERS

The application of modern molecular genetic techniques has already revealed the cryptic presence of previously unrecognized invaders in the Bay: the Atlantic clam *Macoma petalum*, the Mediterranean mussel *Mytilus galloprovincialis*, and the Japanese jellyfish *Aurelia "aurita"*. Molecular genetic studies of the Bay's new green crab (*Carcinus*) population may be of critical value in resolving the crab's geographic origins and thus the mechanism that brought it to California. Molecular genetic studies of worms of the genus *Glycera* and *Nereis* in the Bay may clarify if New England populations have or are becoming established in the region as a result of ongoing inoculations via the bait worm industry. Molecular analysis of other invasions will doubtless reveal, as with *Macoma* and *Mytilus*, a number of heretofore unrecognized species.

6. INCREASED UTILIZATION OF EXOTIC SPECIES

Fishery, bait, and other utilization studies should be conducted on developing or enlarging the scope of fisheries for introduced bivalves (such as *Mya*, *Venerupis*, and *Corbicula*), edible aquatic plants, smaller edible fish (such as *Acanthogobius*), and crabs (*Carcinus* and *Eriocheir*).

7. POTENTIAL ZEBRA MUSSEL INVASION

Studies are needed on the potential distribution, abundance and impacts of zebra mussels (*Dreissena polymorpha* and/or *D. bugensis*) in California, to support efforts to control their introduction and to design facilities (such as water intakes and fish screens) that will continue to function adequately should the mussels become established.

8. ECONOMIC IMPACTS OF WOOD BORERS AND FOULING ORGANISMS

The economic impacts of wood-boring organisms (shipworms and gribbles) and of fouling organisms (on commercial vessels, on recreational craft, in ports and marinas, and in water conduits) are clearly very large in the San Francisco Estuary, but remain largely undocumented and entirely unquantified. A modern economic study of this phenomenon, including the economic costs and ecological impacts of control measures now in place or forecast, is critically needed.

9. ECONOMIC, ECOLOGICAL AND GEOLOGICAL IMPACTS OF BIOERODING NONINDIGENOUS SPECIES

Largely qualitative data suggest that the economic, ecological, and geological impacts of the guild of burrowing organisms that have been historically and newly introduced have been or are forecast to potentially be extensive in the Estuary. Experimental, quantitative studies on the impacts of burrowing and bioeroding crustaceans and muskrats in the Estuary are clearly now needed to assess the extent of changes that have occurred or are now occurring, and to form the basis for predicting future alterations in the absence of control measures.

10. POST-INVASION CONTROL MECHANISMS

While primary attention must be paid to preventing future invasions, studies should begin on examining the broad suite of potential post-invasion control mechanisms, including biocontrol, physical containment, eradication, and related strategies. A Regional Control Mechanisms Workshop for past and anticipated invasions could set the foundation for future research directions.

REFERENCES

- Abbott, D. P. and A. T. Newberry. 1980. Urochordata: the tunicates. Pages 177-226 in: Morris, R. H., Abbott, D. P. and E. C. Haderlie (eds.), *Intertidal Invertebrates of California*, Stanford Univ. Press, Stanford, 690 pp.
- Abbott, I. A. and G. J. Hollenberg. 1976. *Marine Algae of California*. Stanford Univ. Press, Stanford, 827 pp.
- Abbott, R. T. 1950. Snail invaders. *Nat. Hist.* (Feb., 1950): 80-85.
- Agassiz, A. 1865. North American Acalephae. *Illust. Cat. Mus. Comp. Zool.* (Harvard College, Cambridge) 2: 1-234
- Aldridge, D. W. and R. F. McMahon. 1978. Growth, fecundity, and bioenergetics in a natural population of the Asiatic freshwater clam, *Corbicula manilensis* Philippi, from north central Texas. *J. Moll. Stud.* 44: 49-70.
- Alpine, A. E. and J. E. Cloern. 1992. Trophic interactions and direct physical effects control phytoplankton biomass and production in an estuary. *Limnol. Oceanogr.* 37(5): 946-955.
- Ambler, J. W., Cloern, J. E. and A. Hutchinson. 1985. Seasonal cycles of zooplankton from San Francisco Bay. *Hydrobiologia* 129: 177-197. Reprinted as: Cloern, J. E. and F. H. Nichols (eds.), *Temporal Dynamics of an Estuary*, Dr. W. Junk Publishers, Dordrecht, 237 pp.
- Anderson, W. 1970. A preliminary study of the relationship of saltponds and wildlife—south San Francisco Bay. *Calif. Fish and Game* 56: 240-252.
- Anonymous. 1932. Atlantic salmon in northern California. *Calif. Fish and Game* 18: 58.
- Anonymous. 1987. (Announcement of proposal to list *Pacifastacus fortis* as endangered). *U. S. Federal Register* 52(132): 26036-26040.
- Anonymous. 1993. U. S. Fish and Wildlife Service finds California red-legged frog is warranted for federal listing. *Tideline* (San Francisco Bay National Wildlife Refuge, Newark CA) 13(3): 14.
- Anonymous. 1994. Moth helps drive weed from northern lakes. *Terrain* (Ecology Center, Berkeley) Oct. 1994.
- Araujo, R., Moreno, D. and M. A. Ramos. 1993. The Asiatic clam *Corbicula fluminea* (Müller, 1774) (Bivalvia: Corbiculidae) in Europe. *Amer. Malacol. Bull.* 10(1): 39-49.
- Arnold, J. R. 1968. Freshwater jellyfish records in California, 1929-1967. *Wasmann J. Biol.* 26: 255-261.
- Arnold, T. J. 1873. (*Limnoria* from Greenwich Dock, San Francisco). *Proc. Calif. Acad. Sci.* (1) 5: 19.
- Atwater, B. F. 1980. Attempts to Correlate Late Quaternary Climatic Records between San Francisco Bay, the Sacramento-San Joaquin Delta, and the Mokelumne River, California. Ph. D. thesis, Univ. Delaware, 214 pp.
- Atwater, B. F., Conard, S. G., Dowden, J. N., Hedel, C. W., MacDonald, R. L. and W. Savage. 1979. History, landforms and vegetation of the estuary's tidal marshes. Pages 347-400 in: Conomos, T. J. (ed.), *San Francisco Bay: The Urbanized Estuary*. Pacific Div./Amer. Assoc. Adv. Sci., San Francisco.
- Atwood, W. G. and A. A. Johnson. 1924. *Marine Structures: Their Deterioration and Preservation*. Report of the Commission on Marine Piling Investigations, National Research Council, Washington, DC, 534 pp.
- Austin, W. C. 1984-1985. An Annotated Checklist of Marine Invertebrates in the Cold temperate Northeast Pacific. 3 Volumes. Khoyatan Marine Laboratory, Cowichan Bay, British Columbia.
- Ayres, W. O. and J. B. Trask. 1855. (On "teredo" in San Francisco Bay). *Proc. Calif. Acad. Sci.* (1) 1: 38.

- Banta, W. 1963. The bryozoa of the Berkeley Yacht Harbor. For Zoology H196 (C. Hand, instructor), Univ. of California, Berkeley.
- Banta, W. C. and J. C. Redden. 1990. A checklist of the Bryozoa of the Galapagos. *Proc. Biol. Soc. Wash.* 103: 789-802.
- Barnard, J. L. 1969. Gammaridean Amphipoda of the rocky intertidal zone of California: Monterey Bay to La Jolla. *U. S. Natl. Mus. Bull.* 258, 230 pp.
- Barrett, S. C. H. 1980. Sexual reproduction in *Eichhornia crassipes* (Water hyacinth) II. Seed production in natural populations. *J. Appl. Ecol.* 17: 113-124.
- Barrett, S. C. H. 1989. Waterweed invasions. *Sci. Am.* 261: 90-97.
- Barrows, A. L. 1917. An unusual extension of the distribution of the shipworm in San Francisco Bay, California. *Univ. Calif. Publ. Zool.* 18: 27-43.
- Barrows, A. L. 1919. The occurrence of a rock-boring isopod along the shore of San Francisco Bay, California. *Univ. Calif. Publ. Zool.* 19: 299-316.
- BDOC. 1994. Draft Briefing Paper on Introduced Fish, Wildlife, and Plants in the San Francisco Bay/Sacramento-San Joaquin Delta Estuary. Bay-Delta Oversight Council, Calif. Resources Agency, Sacramento, 33 pp.
- Behrens, D. W. 1971. *Eubranchius misakensis* Baba, 1960 (Nudibranchia: Eolidacea) in San Francisco Bay. *Veliger* 14(2): 214-215.
- Behrens, D. W. 1980. Pacific Coast Nudibranchs. Sea Challengers, Los Osos, CA, 112 pp.
- Behrens, D. W. 1982. *Sakuraeolis enosimensis* (Baba, 1930) (Nudibranchia: Aeolidacea) in San Francisco Bay. *Veliger* 24(4): 359-363.
- Behrens, D. W. 1984. Notes on the Tergipedid Nudibranchs of the northeastern Pacific, with a description of a new species. *Veliger* 27(1): 65-71.
- Behrens, D. W. 1991. Pacific Coast Nudibranchs. Sea Challengers, Monterey, 107 pp.
- Behrens, D. W. and M. Tuel. 1977. Notes on the Opisthobranch fauna of south San Francisco Bay. *Veliger* 20(1): 33-36.
- Berkeley, E. and C. Berkeley. 1960. Notes on some Polychaeta from the west coast of Mexico, Panama and California. *Can. J. Zool.* 38: 357-362.
- Berman, J. and J. T. Carlton. 1991. Marine invasion processes: interactions between native and introduced marsh snails. *J. Exp. Mar. Biol. Ecol.* 150: 267-281.
- Beukema, J. J. and B. W. Meehan. 1985. Latitudinal variation in linear growth and other shell characteristics of *Macoma balthica*. *Mar. Biol.* 90: 27-33.
- Blount, C. 1994. The Frankenstein effect: conversation with Peter Moyle. Pages 308-321 in: Thelander, C. G. (ed.), *Life on the Edge: A Guide to California's Endangered Natural Resources: Wildlife*. Biosystems Books, Santa Cruz, 550 pp.
- Boalch, G. T. 1994. The introduction of non-indigenous marine species in Europe: planktonic species. Pages 28-31, in: Boudouresque, C.F., Briand, F. and C. Nolan (eds.), *Introduced Species in European Coastal Waters (EUR 15309)*. Report 8, Ecosystems Research Report Series, Environmental Research Programme, Commission of the European Communities. Published by the European Commission, Luxembourg, Belgium, Office for Official Publication of the European Communities (European Union) (ISBN 92-826-6727-8), 112 pp.
- Boeck, A. 1872. Bidrag til Californiens Amphipodenfauna. *Forhandl. Vidensk.-Selsk. Christiana*, 1871, pp. 32-51.
- Bonnot, P. 1930. Crayfish. *Calif. Fish and Game* 16(3): 212-216.

- Bonnot, P. 1932. Soft shell clam beds in the vicinity of San Francisco Bay. *Calif. Fish and Game* 18: 64-66.
- Bonnot, P. 1935a. A recent introduction of exotic species of molluscs into California waters from Japan. *Nautilus* 49: 1-2.
- Bonnot, P. 1935b. The California oyster industry. *Calif. Fish and Game* 21: 65-80.
- Borgeson, D. P. and G. W. McCammon. 1967. White catfish (*Ictalurus catus*) of the Sacramento-San Joaquin Delta. *Calif. Fish and Game* 53(4): 254-263.
- Bousfield, E. L. 1973. Shallow-water Gammaridean Amphipoda of New England. Cornell Univ. Press, Ithaca, 312 pp.
- Bowman, T. E., Bruce, N. L. and J. D. Standing. 1981. Recent introduction of the cirrolanid isopod crustacean *Cirolana arcuata* into San Francisco Bay. *J. Crust. Biol.* 1(4):545-557.
- Bowman, T. E. and J. J. Orsi. 1992. *Deltamysis holmquistae*, a new genus and species of Mysidacea from the Sacramento-San Joaquin estuary of California (Mysidae: Mysinae: Heteromysini). *Proc. Biol. Soc. Wash.* 105(4): 733-742.
- Boyd, H. C., Weissman, I. L. and Y. Saito. 1990. Morphologic and genetic verification that Monterey *Botryllus* and Woods Hole *Botryllus* are the same species. *Biol. Bull.* 178: 239-250.
- Bradley, W. and A. E. Siebert, Jr. 1978. Infection of *Ostrea lurida* and *Mytilus edulis* by the parasitic copepod *Mytilicola orientalis* in San Francisco Bay, California. *Veliger* 21: 131-134.
- Brenchley, G. A. and J. T. Carlton. 1983. Competitive displacement of native mud snails by introduced periwinkles in the New England intertidal zone. *Biol. Bull.* 165: 543-558.
- Brinkhurst, R. O. 1965. Studies of the North American aquatic Oligochaeta, II: Tubificidae. *Proc. Acad. Nat. Sci. Phila.* 117(4): 117-172.
- Brinkhurst, R. O. 1971. Microdriles. Pages 104-146 in: Brinkhurst, R. O. and B. G. M. Jamieson (eds.), *Aquatic Oligochaeta of the World*. Oliver and Boyd, Edinburgh.
- Brinkhurst, R. O. 1986. Taxonomy of the genus *Tubificoides* Lastockin (Oligochaeta, Tubificidae): species with bifid setae. *Can. J. Zool.* 64: 1270-1279.
- Brinkhurst, R. O. and K. A. Coates. 1985. The genus *Paranais* (Oligochaeta: Naididae) in North America. *Proc. Biol. Soc. Wash.* 98: 303-313.
- Brinkhurst, R. O. and D. G. Cook (eds.). 1980. *Aquatic Oligochaete Biology*. Plenum Press, New York, 529 pp.
- Brinkhurst, R. O. and M. L. Simmons. 1968. The aquatic Oligochaeta of the San Francisco Bay system. *Calif. Fish and Game* 54: 180-194.
- Brittan, M. R., Albrecht, A. B. and J. B. Hopkirk. 1963. An oriental goby collected in the San Joaquin River Delta near Stockton, California. *Calif. Fish and Game* 49: 302-304.
- Brittan, M. R., Hopkirk, J. D., Conners, J. D. and M. Martin. 1970. Explosive spread of the oriental goby *Acanthogobius flavimanus* in the San Francisco Bay-Delta region of California. *Proc. Calif. Acad. Sci.* (4th Ser.) 38(11): 207-214.
- Britton, J. C. and B. Morton. 1979. *Corbicula* in North America: the evidence reviewed and evaluated. Pages 249-287 in: Britton, J. C. (ed.), *Proc. 1st Int'l Corbicula Symp.*, Texas Christian Univ., Fort Worth TX, Oct 13-15, 1977.
- Brown, A. 1880. Ballast plants in and near New York City. *Bull. Torrey Bot. Club* 7: 122-126.
- Brown, L. R. and P. B. Moyle. 1993. Distribution, ecology, and status of the fishes of the San Joaquin River drainage, California. *Calif. Fish and Game* 79(3): 96-114.

- Brown, R. L. (ed.). 1987. 1985-1986 Report of the Interagency Ecological Studies Program for the Sacramento-San Joaquin Estuary, 143 pp.
- Burch, J. Q. 1944. (*Corbicula fluminea*) Min. Conchol. Club So. Calif. 38: 18.
- Burch, T. A. 1994. *Corbicula fluminea* Müller (Mollusca: Bivalvia) established on Oahu. Bishop Mus. Occ. Pap. 142: 58.
- Burns, J. W. 1966a. Threadfin shad. Pages 481-488 in: Calhoun, A. (ed.), Inland Fisheries Management, Calif. Dept. Fish and Game, 535 pp.
- Burns, J. W. 1966b. Carp. Pages 510-516 in: Calhoun, A. (ed.), Inland Fisheries Management, Calif. Dept. of Fish and Game, 535 pp.
- Bush, M. 1937. *Ancistrina kofoidi* sp. nov., a ciliate in *Petricola pholadiformis* Lamarck from San Francisco Bay, California. Archiv fur Protistenkunde 89: 100-103.
- Cairns, S. D., Calder, D. R. Brinckmann-Voss, A. Castro, C. B. Pugh, P. R. Cutress, C. E. Jaap, W. C. Fautin, D. G. Larson, R. J. Harbison, G. R. Arai, M. N. and D. M. Opresko. 1991. Common and Scientific Names of Aquatic Invertebrates from the United States and Canada: Cnidaria and Ctenophora. American Fisheries Society, Spec. Publ. 22, 75 pp.
- Callaway, J. C. 1990. The Introduction of *Spartina alterniflora* in South San Francisco Bay. M. A. thesis, San Francisco State Univ., 50 pp.
- Callaway, J. C. and M. N. Josselyn. 1992. The introduction and spread of smooth cordgrass (*Spartina alterniflora*) in south San Francisco Bay. Estuaries 15(2): 218-226.
- Carlton, J. T. 1969. *Littorina littorea* in California (San Francisco and Trinidad Bays). Veliger 11(3):283-284.
- Carlton, J. T. 1975. Introduced intertidal invertebrates. Pages 17-25 in: Smith, R. I. and J. T. Carlton, Light's Manual: Intertidal Invertebrates of the Central California Coast, Univ. California Press, Berkeley.
- Carlton, J. T. 1979a. History, Biogeography, and Ecology of the Introduced Marine and Estuarine Invertebrates of the Pacific Coast of North America. Ph. D. thesis, Univ. California, Davis, 904 pp.
- Carlton, J. T. 1979b. Introduced invertebrates of San Francisco Bay. Pages 427-444 in: Conomos, T. J. (ed.), San Francisco Bay: The Urbanized Estuary. Pacific Div./Amer. Assoc. Adv. Sci., San Francisco.
- Carlton, J. T. 1982. The historical biogeography of *Littorina littorea* on the Atlantic coast of North America, and implications for the interpretation of the structure of New England intertidal communities. Malacol. Rev. 15: 146 (Abstract).
- Carlton, J. T. 1985. Transoceanic and interoceanic dispersal of coastal marine organisms: the biology of ballast water. Oceanogr. Mar. Biol., Ann. Rev. 23: 313-371.
- Carlton, J. T. 1987. Patterns of transoceanic marine biological invasions in the Pacific Ocean. Bull. Mar. Sci. 41: 452-465.
- Carlton, J. T. 1989. Man's role in changing the face of the ocean: biological invasions and implications for conservation of near-shore environments. Cons. Biol. 3: 265-273.
- Carlton, J. T. 1992a. Blue immigrants: the marine biology of maritime history. The Log (Mystic Seaport Museum, Mystic CT) 44(2): 31-36.
- Carlton, J. T. 1992b. Dispersal of living organisms into aquatic ecosystems: the mechanisms of dispersal as mediated by aquaculture and fisheries activities. In: Rosenfield, A. and R. Mann (eds.), Dispersal of Living Organisms into Aquatic Ecosystems, Maryland Sea Grant, College Park MD.
- Carlton, J. T. 1992c. Introduced marine and estuarine mollusks of North America: an end-of-the-20th century perspective. J. Shellfish Res. 11: 489-505.

- Carlton, J. T. 1994. Biological invasions and biodiversity in the sea: the ecological and human impacts of nonindigenous marine and estuarine organisms. Keynote Address, pp. 5-11, in: Nonindigenous Estuarine and Marine Organisms (NEMO), Proceedings of the Conference and Workshop, Seattle, Washington, April 1993. U. S. Department of Commerce, National Oceanic and Atmospheric Administration, 125 pp.
- Carlton, J. T. 1996a. Biological invasions and cryptogenic species. *Ecology* (in press).
- Carlton, J. T. 1996b. Pattern, process, and prediction in marine invasion ecology. *Biological Conservation, Special Issue*, (in press).
- Carlton, J. T. and A. N. Cohen. 1995. Episodic global dispersal in shallow water marine organisms: the case history of the European Green Crab *Carcinus maenas*. Submitted to *J. Biogeogr.*
- Carlton, J. T. and J. B. Geller. 1993. Ecological roulette: The global transport of nonindigenous marine organisms. *Science* 261: 78-82.
- Carlton, J. T. and J. Hodder. 1995. Biogeography and dispersal of coastal marine organisms: experimental studies on a replica of a 16th-century sailing vessel. *Mar. Biol.* 121:721-730.
- Carlton, J. T. and J. A. Scanlon. 1985. Progression and dispersal of an introduced alga: *Codium fragile* ssp. *tomentosoides* (Chlorophyta) on the Atlantic coast of North America. *Botanica Marina* 28: 155-165.
- Carlton, J. T. and V. A. Zullo. 1969. Early records of the barnacle *Balanus improvisus* Darwin from the Pacific coast of North America. *Occ. Pap. Calif. Acad. Sci.* No. 75, 6 pp.
- Carlton, J. T., D. M. Reid, and H. van Leeuwen. 1995. Shipping Study. The role of shipping in the introduction of non-indigenous aquatic organisms to the coastal waters of the United States (other than the Great Lakes) and an analysis of control options. The National Sea Grant College Program/Connecticut Sea Grant Project R/ES-6. Department of Transportation, United States Coast Guard, Washington, D.C. and Groton, Connecticut. Report Number CG-D-11-95. Government Accession Number AD-A294809. 213 pages and Appendices A-I (122 pages).
- Carlton, J. T., C. L. Secor, and E. L. Mills. 1996. What's Next: Future Invasions of European Invertebrates into Eastern North American Fresh Waters. *Conservation Biology* (in press).
- Carlton, J. T., Thompson, J. K., Schemel, L. E. and F. H. Nichols. 1990. Remarkable invasion of San Francisco Bay (California, USA) by the Asian clam *Potamocorbula amurensis*. I. Introduction and dispersal. *Mar. Ecol. Prog. Ser.* 66: 81-94.
- Carpelan, L. H. 1957. Hydrobiology of the Alviso salt ponds. *Ecology* 38: 375-390.
- Carpenter, P. P. 1857. Report on the present state of our knowledge with regard to the Mollusca of the west coast of North America. *Rep. Brit. Assoc. Adv. Sci.* for 1856: 159-368.
- Carpenter, P. P. 1864. Supplementary report on the present state of our knowledge with regard to the mollusks of the west coast of North America. *Rep. Brit. Assoc. Adv. Sci.* for 1863: 517-686.
- CDBW. 1994. 1993 Summary of Operations: Water Hyacinth Chemical Control Program. Calif. Dept. of Boating and Waterways, 51 pp.
- CDFG. 1987a. Marine Sportfish Identification. Calif. Dept. of Fish and Game, 64 pp.
- CDFG. 1987b. White Bass Management Program: Final Environmental Impact Report. Calif. Dept. of Fish and Game.
- Chadwick, H. K., von Geldern, C. E., Jr., and M. L. Johnson. 1966. White bass. Pages 412-422 in: Calhoun, A. (ed.), Inland Fisheries Management, Calif. Dept. of Fish and Game, 535 pp.
- Chan, T. Y., Hung, M. S., and H. P. Yu. 1995. Identity of *Eriocheir recta* (Stimpson, 1858) (Decapoda: Brachyura), with description of a new mitten crab from Taiwan. *J. Crust. Biol.* 15(2):301-308.

- Chapman, J. W. 1988. Invasions of the northeast Pacific by Asian and Atlantic Gammaridean amphipod crustaceans, including a new species of *Corophium*. *J. Crust. Biol.* 8(3): 364-382.
- Chapman, J. W. and J. T. Carlton. 1991. A test of criteria for introduced species: the global invasion by the isopod *Synidotea laevidorsalis* (Miers, 1881). *J. Crust. Biol.* 11(3):386-400.
- Chapman, J. W. and J. T. Carlton. 1994. Predicted discoveries of the introduced isopod *Synidotea laevidorsalis* (Miers, 1881). *J. Crust. Biol.* 14(4):700-714.
- Chapman, J. W. and F. A. Cole. 1994. Another remarkable invasion of North American marine ecosystems: the Asian gammaridean amphipod, *Corophium heteroceratum* Yu, 1938. Unpublished ms.
- Chapman, J. W. and J. A. Dorman. 1975. Diagnosis, systematics, and notes on *Grandidierella japonica* (Amphipoda: Gammaridea) and its introduction to the Pacific Coast of the United States. *Bull. So. Calif. Acad. Sci.* 74(3): 104-108.
- Chevalier, A. 1923. Note sur les *Spartina* de la flore française. *Bull. Soc. Bot. Fr.* 70: 54-63.
- Cholnoky, B. J. 1968. Die Ökologie der Diatomeen in Binnengewässern. J. Cramer Publishers, Lehre, 669 pp.
- Clark, S. F. 1875. Descriptions of new and rare species of hydroids from the New England coast. *Trans. Conn. Acad. Arts Sci.* 3: 58-66.
- Cloern, J. E., Cole, B. E. and S. W. Hager. 1994. Notes on a *Mesodinium rubrum* red tide in San Francisco Bay (California, USA). *J. Plankton Res.* 16: 1269-1276.
- Coan, E. V. 1971. The northwest American Tellinidae. *Veliger (Suppl.)* 14: 1-63.
- Coe, W. R. 1956. Fluctuations in populations of littoral marine invertebrates. *J. Mar. Res.* 16: 212-232.
- Cohen, A. N. 1990. An Introduction to the Ecology of the San Francisco Estuary. San Francisco Estuary Project, U. S. Environmental Protection Agency, Oakland.
- Cohen, A. N. 1992. Weeding the garden. *Atlantic Monthly* 270(5): 76-86.
- Cohen, A. N. 1993. Place invaders. *Pacific Discovery* (California Academy of Sciences) 46(3): 22-26.
- Cohen, A. N. and J. T. Carlton. 1995. Intruders in the Estuary. *Watershed, Quarterly Newsletter of the Save San Francisco Bay Association* Oakland, CA, 34 (14): 1, 8.
- Cohen, A. N., Carlton, J. T. and M. Fountain. 1995. Introduction, dispersal and potential impacts of the green crab *Carcinus maenas* in San Francisco Bay, California. *Mar. Biol.* 122: 225-237.
- Cole, G. A. 1966. *Branchiura sowerbyi* Beddard (Annelida: Oligochaeta) in Arizona. *J. Arizona Acad. Sci.* 4(1): 43.
- Conlan, K. E. 1988. Systematics and sexual dimorphism: reclassification of the crustacean amphipod genus *Jassa* Leach (Corophioidea: Ischyroceridae). Ph.D. dissertation, Carleton Univ., Ottawa, Ontario.
- Conlan, K. E. 1990. Revision of the crustacean amphipod genus *Jassa* Leach (Corophioidea: Ischyroceridae). *Can. J. Zool.* 68: 2031-2075.
- Conlan, K. E. and E. L. Bousfield. 1982. Studies on amphipod crustaceans of the northeastern Pacific Region. I. 2. Family Ampithoidae. National Museum of Canada, Publ. Biol. Oceanogr. No. 10
- Connors, P. 1995. Vascular plants of Bodega Head and dunes. Bodega Marine Laboratory, Bodega, 6 p.
- Cook, D. G. 1974. The systematics and distribution of marine tubificids (Annelida: Oligochaeta) in the Bahia de San Quintin, Baja California, with descriptions of five new species. *Bull. So. Calif. Acad. Sci.* 73: 126-140.
- Cook, S. F., Jr. and R. L. Moore. 1970. Mississippi silversides, *Menidia audens* (Atherinidae), established in California. *Trans. Am. Fish. Soc.* 99: 70-73.

- Coots, M. 1966. Yellow perch. Pages 426-430 in: Calhoun, A. (ed.), Inland Fisheries Management, Calif. Dept. of Fish and Game, 535 pp.
- Cornelius, P. F. S. 1975. The hydroid species of *Obelia* (Coelenterata, Hydrozoa: Campanulariidae), with notes on the medusa stage. *Bull. Brit. Mus. (Nat. Hist.), Zool.* 28: 249-293.
- Corrales, R. A. and E. D. Gomez. 1989. Red tide outbreaks and their management in the Philippines. Pages 453-462 in: Toxic Marine Phytoplankton, E. Granéli, B. Sundström, L. Endler and D. M. Anderson (eds.), Elsevier, New York.
- Counts, C. L., III. 1981. *Corbicula fluminea* (Bivalvia: Sphaeriacea) in British Columbia. *Nautilus* 95(1): 12-13.
- Counts, C. L. 1986. The zoogeography and history of the invasion of the United States by *Corbicula fluminea*. *Proc. 2d International Corbicula Symp., Amer. Malacol. Bull. (Spec. Ed.)* 2: 7-39.
- Courtenay, W. R., Jr., Hensley, D. A., Taylor, J. N. and J. A. McCann. 1986. Distribution of exotic fishes in North America. Pages 675-698 in: Hocutt, C. H. and E. O. Wiley (eds.), *The Zoogeography of North American Fishes*, John Wiley & Sons, New York, 866 pp.
- Courtenay, W. R., Jr. and P. B. Moyle. 1992. Crimes against biodiversity: The lasting legacy of fish introductions. Pages 365-372 in: Williams, J. E. and R. J. Neves (chairs), *Biological Diversity in Aquatic Management*, Spec. Session. 6, Trans. 57th N. Am. Wildl. Nat. Res. Conf.
- Critchley, A. T. 1983. *Sargassum muticum*: a taxonomic history including world-wide and western Pacific distributions. *J. Mar. Biol. Assoc. U. K.* 63: 617-625.
- Crooks, J. A. 1996. The population ecology of an exotic mussel, *Musculista senhousia*, in a southern California bay. *Estuaries* (in press).
- Croskery, P. 1978. The freshwater co-occurrence of *Eurytemora affinis* (Copepoda: Calanoida) and *Manayunkia speciosa* (Annelida: Polychaeta): possible relicts of a marine incursion. *Hydrobiologia* 59(3): 237-241.
- Crosby, A. W. 1986. *Ecological Imperialism: The Biological Expansion of Europe, 900-1900*. Cambridge Univ. Press, Cambridge.
- Culotta, E. 1995. The case of the missing mussel. *Science* 267: 331.
- Curtis, B. 1942. The general situation and the biological effects of the introduction of alien fishes into California waters. *Calif. Fish and Game* 28: 2-8.
- Curtis, B. 1949. The warm-water game fishes of California. *Calif. Fish and Game* 35: 255-273.
- Daehler, C. C. and D. R. Strong. 1994. Variable reproductive output among clones of *Spartina alterniflora* (Poaceae) invading San Francisco Bay, California: the influence of herbivory, pollination, and establishment site. *Am. J. Bot.* 81(3): 307-313.
- Daehler, C. C. and D. R. Strong. 1995. Impact of high herbivory densities on introduced smooth cordgrass, *Spartina alterniflora*, invading San Francisco Bay, California. *Estuaries* 18(2): 409-417.
- Dai, A. 1993. Studies on the subspecies differentiation of the genus *Eriocheir* (Decapoda: Brachyura). *Scientific Treatise on Systematic and Evolutionary Zoology* 1:61-71.
- Danek, S. L. 1984. The Growth and Distribution of *Sargassum muticum* (Yendo) Fensholt in San Francisco Bay. M. A. thesis, San Francisco State Univ., 49 pp.
- D'Antonio, C. M. 1993. Mechanisms controlling invasion of coastal plant communities by the alien succulent *Carpobrotus edulis*. *Ecology* 74(1): 83-95.
- Darwin, C. 1954. A monograph on the sub-class Cirripedia, with figures of all the species; the Balanidae, (or sessile cirripedes); the Verrucidae, etc., etc., etc. The Ray Society, London, 684 pp.

- Davis, D. W. 1919. Asexual multiplication and regeneration in *Sagartia luciae* Verrill. *J. Exp. Zool.* 28: 161-263.
- Davis, S. P. 1963. Commercial freshwater fisheries of California. *Calif. Fish and Game* 49(2): 84-94.
- de Groot, D. S. 1927. The California Clapper Rail: its nesting habits, enemies and habitat. *Condor* 29: 259-270.
- den Hartog, C. and G. van der Velde. 1987. Invasions by plants and animals into coastal, brackish and fresh water of the Netherlands. *Ecology, Proc. C* 90(1):31-37.
- Dickinson, J. J. 1982. Studies on amphipod crustaceans of the northeastern Pacific Region. I. 1. Family Ampeliscidae, Genus Ampelisca. National Museum of Canada, Publ. Biol. Oceanogr. No. 10.
- Dill, W. A., Coots, M. and P. A. Douglas. 1955. The status of the pumpkinseed, *Lepomis gibbosus* (Linné), in California. *Calif. Fish and Game* 41: 157-159.
- Ditchfield, J. 1993. Cholera, plankton blooms, and ballast water. *Global Biodiversity* (Canadian Museum of Nature) 3(3):17-18.
- Drake, J. A., Mooney, H. A., di Castri, F., Groves, R. H., Kruger, F. J., Rejmanek, M. and M. Williamson (eds.). 1989. Biological Invasions: A Global Perspective. John Wiley and Sons, New York.
- Druehl, L. D. 1973. Marine transplantations. *Science* 179: 12.
- Duda, T. F., Jr. 1994. Genetic population structure of the recently introduced Asian clam, *Potamocorbula amurensis*, in San Francisco Bay. *Mar. Biol.* 119: 235-241.
- Dudley, J. E. 1973. A note on the taxonomy of three membraniporine ectoprocts from Chesapeake Bay. *Ches. Sci.* 14: 282-285.
- Dudley, T. and B. Collins. 1995. Biological Invasions in California Wetlands: The Impacts and Control of Non-indigenous Species (NIS) in Natural Areas. Pacific Institute for Studies in Development, Environment, and Security, Oakland, 59 pp.
- DWR. 1993. California Water Plan Update. California Department of Water Resources, Sacramento, Bull. 160-93.
- DWR. 1995. Benthic Data METAFILE. DOC (Program Element: Water Quality Data Library - Benthic Data). California Department of Water Resources, Sacramento. Data provided by Heather Peterson.
- Dygert, P. H. 1981. Patterns of community metabolism in the development of a marine fouling community. *Oikos* 36: 93-98.
- Eames, E. H. 1935. *Lepidium latifolium* in Connecticut. *Rhodora* 37: 161-162.
- Eckelbarger, K. J. and D. J. Reish. 1972. Effects of varying temperatures and salinities on settlement, growth, and reproduction of the wood-boring pelecypod, *Lyrodus pedicellatus*. *Bull. So. Calif. Acad. Sci.* 71: 116-117.
- Elton, C. 1958. The Ecology of Invasions by Animals and Plants. Methuen and Co., London, 181 pp.
- Emig, J. W. 1966a. Largemouth bass. Pages 332-354 in: Calhoun, A. (ed.), Inland Fisheries Management, Calif. Dept. of Fish and Game, 535 pp.
- Emig, J. W. 1966b. Smallmouth bass. Pages 354-366 in: Calhoun, A. (ed.), Inland Fisheries Management, Calif. Dept. of Fish and Game, 535 pp.
- Emig, J. W. 1966c. Bluegill sunfish. Pages 375-392 in: Calhoun, A. (ed.), Inland Fisheries Management, Calif. Dept. of Fish and Game, 535 pp.
- Emig, J. W. 1966d. Red-ear sunfish. Pages 392-399 in: Calhoun, A. (ed.), Inland Fisheries Management, Calif. Dept. of Fish and Game, 535 pp.

- Emig, J. W. 1966e. Brown bullhead. Pages 463-476 in: Calhoun, A. (ed.), Inland Fisheries Management, Calif. Dept. of Fish and Game, 535 pp.
- Eng, L. L. 1979. Population dynamics of the Asiatic clam, *Corbicula fluminea* (Müller), in the concrete-lined Delta-Mendota canal of central California. Pages 40-48 in: Britton, J. C. (ed.), Proc. 1st Int'l *Corbicula* Symp., Texas Christian Univ., Fort Worth, Texas, Oct. 13-15, 1977.
- Erseus, C. 1982. Taxonomic revision of the marine genus *Limnodriloides* (Oligochaeta, Tubificidae). *Verh. naturwiss. Ver. Hamburg* 25: 207-277.
- Erseus, C., Hiltunen, J. K., Brinkhurst, R. O. and D. W. Schloesser. 1990. Redefinition of *Teneridrilus* Holmquist (Oligochaeta: Tubificidae) with description of two new species from North America. *Proc. Biol. Soc. Wash.* 103: 839-846.
- Eschmeyer, W. N. and E. S. Herald. 1983. A Field Guide to Pacific Coast Fishes: North America. Peterson Field Guide Series, Houghton Mifflin, Boston, 336 pp.
- Essink, K. and H. L. Kleef. 1993. Distribution and life cycle of the North American spionid polychaete *Marenzelleria viridis* (Verrill, 1873) in the Ems Estuary. *Neth. J. Aquat. Ecol.* 27(2-4): 237-246.
- Esterly, C. O. 1924. The free-swimming Copepoda of San Francisco Bay. *Univ. Calif. Publ. Zool.* 26: 81-129.
- Evans, L. P., Jr., Murphy, C. E., Britton, J. C. and L. W. Newland. 1979. Salinity relationships in *Corbicula fluminea* (Müller). Pages 193-214 in: Britton, J. C. (ed.), Proc. 1st Int'l *Corbicula* Symp., Texas Christian Univ., Fort Worth TX, Oct 13-15, 1977.
- Fell, P. E. 1970. The natural history of *Haliclona ecbasis* de Laubenfels, a siliceous sponge of California. *Pac. Sci.* 24: 380-386.
- Feminella, J. W. and V. H. Resh. 1989. Submersed macrophytes and grazing crayfish: an experimental study of herbivory in a California freshwater marsh. *Holarctic Ecology* 12: 1-8.
- Ferrari, F. D. and J. Orsi. 1984. *Oithona davisae*, new species, and *Limnoithona sinensis* (Burckhardt, 1912) (Copepoda: Oithonidae) from the Sacramento-San Joaquin Estuary, California. *J. Crust. Biol.* 4(1): 106-126.
- Filice, F. P. 1959. Invertebrates from the estuarine portion of San Francisco Bay and some factors influencing their distributions. *Wasmann J. Biol.* 16: 159-211.
- Fisher, J. P. 1916. Clams in San Francisco Bay. *Calif. Fish and Game* 2: 209-210.
- Fleminger, A. and S. H. Kramer. 1988. Recent introductions of an Asian estuarine copepod, *Pseudodiaptomus marinus* (Copepoda: Calanoida), into southern California embayments. *Mar. Biol.* 98: 535-541.
- Fletcher, R. L., Jones, A. M. and E. B. G. Jones. 1984. The attachment of fouling macroalgae. In: Costlow, J. D. and R. C. Tipper (eds.), Marine Biodeterioration: An Interdisciplinary Study, Proc. Symp. Marine Biodeterioration, Apr. 20-23, 1981, Naval Inst. Press, Annapolis, MD.
- Fletcher, R. L. and S. M. Fletcher. 1975. Studies on the recently introduced brown alga *Sargassum muticum* (Yendo) Fensholt. II. Regenerative ability. *Bot. Mar.* 18: 157-162.
- Foerster, K. S. and J. E. Takekawa. 1991. San Francisco Bay National Wildlife Refuge Predator Management Plan and Final Environmental Assessment. U. S. Fish and Wildlife Service, San Francisco Bay National Wildlife Refuge, Newark CA, 54 pp.
- Fraser, C. M. 1925. Some new and previously unreported hydroids, mainly from the Californian coast. *Univ. Calif. Publ. Zool.* 28: 167-172.
- Fraser, C. M. 1937. Hydroids of the Pacific coast of Canada and the United States. Univ. Toronto Press, Toronto, 207 pp.

- Fulton, S. W. and F. E. Grant. 1900. Note on the occurrence of the European crab, *Carcinus maenas*, Leach, in Port Phillip. *Victorian Nat.* 27(8): 147.
- Gainey, L. F. 1978. The response of the Corbiculidae (Mollusca: Bivalvia) to osmotic stress: the organismal response. *Physiol. Zool.* 51(1): 68-78.
- Gannsle, D. 1966. Fishes and Decapods of San Pablo and Suisun Bays. Pages 64-94 in: Kelley, D. W. (ed.), *Ecological Studies of the Sacramento-San Joaquin Estuary*, Fish Bull. 133, Calif. Dept. of Fish and Game, Sacramento.
- Geller, J. B., Carlton, J. T. and D. A. Powers. 1993. Interspecific and intrapopulation variation in mitochondrial ribosomal DNA sequences of *Mytilus* spp. (Bivalvia: Mollusca). *Molecular Mar. Biol. Biotechnol.* 2(1): 44-50.
- Geller, J. B., Carlton, J. T. and D. A. Powers. 1994. PCR-based detection of mtDNA haplotypes of native and invading mussels on the northeastern Pacific coast: latitudinal pattern of invasion. *Mar. Biol.* 119: 243-249.
- George, F. A. 1927. The eastern bullfrog in southern California. *Calif. Fish and Game* 13(3): 222.
- Gifford, E. W. 1916. Composition of California shellmounds. *Univ. Calif. Publ. Amer. Archaeol. Ethnol.* 12: 1-29.
- Gilmore, C. E. 1935. An ecological study of *Ilyanassa obsoleta* Say: relation of distribution and size to depth and type of bottom in lake Merritt, Oakland, California. M. A. thesis, Mills College, Oakland.
- Gleason, E. 1984. The Freshwater Clam, *Corbicula fluminea*, in California. Calif. Dept. of Fish and Game, Inland Fisheries—Informational Leaflet No. 37, 9 pp.
- Glude, J. B. 1964. The effect of scoter duck predation on a clam population in Dabob Bay, Washington. *Proc. Natl. Shellfish. Assoc.* 55: 73-86.
- Goodson, L. F., Jr. 1966a. Crappie. Pages 312-331 in: Calhoun, A. (ed.), *Inland Fisheries Management*, Calif. Dept. of Fish and Game, 535 pp.
- Goodson, L. F., Jr. 1966b. Walleye. Pages 423-426 in: Calhoun, A. (ed.), *Inland Fisheries Management*, Calif. Dept. of Fish and Game, 535 pp.
- Gordon, D. P. 1967. A report on the ectoproct bryozoa of some Auckland shores. *Tane (J. Auckland Univ. Field Club)* 13: 43-76.
- Gordon, D. P. 1969. The marine fauna of New Zealand: Bryozoa: Gymnolaemata (Cheilostomida Ascophorina) from the western South Island continental shelf and slope. *N. Z. Oceanogr. Inst. Mem.* 97: 1-158.
- Gordon, D. P. and S. F. Mawatari. 1992. Atlas of marine-fouling Bryozoa of New Zealand ports and harbors. *Misc. Publ. N. Z. Oceanogr. Inst.* 107: 1-52.
- Gosliner, T. 1995. The introduction and spread of *Philine auriformis* (Gastropoda: Opisthobranchia) from New Zealand to San Francisco Bay and Bodega Harbor. *Mar. Biol.* 122: 249-255.
- Gosner, K. L. 1978. *A Field Guide to the Atlantic Seashore*. Houghton Mifflin Co., Boston, 329 pp.
- Goss, L. B. and C. Cain, Jr. 1977. Power plant condenser and service water system fouling by *Corbicula*, the Asiatic clam. Pages 11-17 in: Jensen, L. D. (ed.), *Biofouling Control Procedures*, Marcel Dekker, Inc., New York.
- Goss, L. B., Jackson, J. M., Flora, H. B., Isom, B. G., Gooch, C. Murray, S. A., Burton, C. G. and W. S. Bain. 1979. Control studies on *Corbicula* for steam-electric generating plants. Pages 139-151 in: Britton, J. C. (ed.), *Proc. 1st Int'l Corbicula Symp.*, Texas Christian Univ., Fort Worth TX, Oct. 13-15, 1977.
- Graham, H. W. and H. Gay. 1945. Season of attachment and growth of sedentary marine organisms at Oakland, California. *Ecology* 26: 375-386.

- Grant, D. C. 1965. Specific diversity in the infauna of an intertidal sand community. Ph. D. thesis, Biology, Yale Univ., 53 pp.
- Grant, U. S., III and H. R. Gale. 1931. Catalogue of the marine Pliocene and Pleistocene Mollusca of California. *Mem. San Diego Soc. Nat. Hist.* 1: 1-1036.
- Gray, A. 1848. Manual of the Botany of the Northern United States. Metcalf & Co., Cambridge.
- Green, P. S. 1962. Watercress in the new world. *Rhodora* 64: 32-43.
- Greenberg, N. 1995. *Mar. Biol.* (in press).
- Gregg, W. O. 1923. Introduced species of *Lymnaea* in southern California. *Nautilus* 37(1): 34.
- Gregg, W. O. 1948. Collecting land snails on the west side of the Sierra Nevada. *Min. Conchol. Club So. Calif.* 76 (Jan.): 2-7.
- Grindley, J. R. and G. D. Grice. 1969. A redescription of *Pseudodiaptomus marinus* Sato (Copepoda, Calanoida) and its occurrence at the island of Mauritius. *Crustaceana* 16: 125-134.
- Grodhaus, C. and B. Keh. 1958. The marine, dermatitis-producing cercaria of *Austrobilharzia variglandis* in California (Trematoda: Schistosomatidae). *J. Parasit.* 44: 633-638.
- Grosholz, E. D. and G. M. Ruiz. 1995. Spread and potential impact of the recently introduced European green crab, *Carcinus maenas*, in central California. *Mar. Biol.* 122: 239-247.
- Gruson, L. 1993. Cleaner harbor brings back a menacing creature. *New York Times* June 27, 1993: 1, 32.
- Haaker, P. L. 1979. Two Asiatic Gobiid fishes, *Tridentiger trigonocephalus* and *Acanthogobius flavimanus*, in southern California. *Bull. So. Calif. Acad. Sci.* 78(1): 56-61.
- Haderlie, E. C. 1969. Marine fouling and boring organisms in Monterey Harbor - II. Second year of investigation. *Veliger* 12: 182-192.
- Haderlie, E. C. 1984. A brief overview of the effects of macrofouling. Pages 163-166 in: Costlow, J. D. and R. C. Tipper (eds.), *Marine Biodeterioration: An Interdisciplinary Study*, Proc. Symp. Mar. Biodeterioration, 20-23 April 1981, Naval Institute Press, Annapolis MD.
- Haines, K. C. 1979. The use of *Corbicula* as a clarifying agent in experimental tertiary sewage treatment process on St. Croix, U. S. Virgin Islands. Pages 165-176 in: Britton, J. C. (ed.), *Proc. 1st Int'l Corbicula Symp.*, Texas Christian Univ., Fort Worth TX, Oct 13-15, 1977.
- Hallegraeff, G. M., C. J. Bolch, J. Bryan and B. Koerbin. 1989. Microalgal spores in ship's ballast water: a danger to aquaculture. Pages 475-480 in: *Toxic Marine Phytoplankton*, E. Granéli, B. Sundström, L. Endler and D. M. Anderson (eds.), Elsevier, New York.
- Hallegraeff, G. M. and C. J. Bolch. 1991. Transport of toxic dinoflagellate cysts via ships' ballast water. *Mar. Poll. Bull.* 22(1):27-30.
- Hand, C. 1956. The sea anemones of central California. Part II. The acontiarian anemones. *Wasmann J. Biol.* 13: 189-251.
- Hand, C. 1957. Another sea anemone from California and the types of certain California species. *J. Wash. Acad. Sci.* 47: 411-414.
- Hand, C. 1975. Class Anthozoa. Pages 85-94 in: Smith, R. I. and J. T. Carlton (eds.), *Light's Manual: Intertidal Invertebrates of the Central California Coast*, 3rd Ed., Univ. California Press, Berkeley, 716 pp.
- Hand, C. and G. F. Gwilliam. 1951. New distributional records for two athecate hydroids, *Cordylophora lacustris* and *Candelabrum* sp. from the west coast of North America, with revisions of their nomenclature. *J. Wash. Acad. Sci.* 41:206-209.

- Hand, C. and K. R. Uhlinger. 1994. The unique, widely distributed, estuarine sea anemone, *Nematostella vectensis* Stephenson: a review, new facts, and questions. *Estuaries* 17: 501-508.
- Hanna, G. D. 1966. Introduced mollusks of western North America. *Occ. Pap. Calif. Acad. Sci.* No. 48, 108 pp.
- Hanna, G. D. and H. W. Clark. 1925. *Lymnaea auricularia* (Linn.) in California. *Nautilus* 38(4): 125-127.
- Hannibal, H. 1908. Exotic Vivipara in California. *Nautilus* 22(3):33-34.
- Hannibal, H. 1911. Further notes on Asiatic Viviparas in California. *Nautilus* 25(3): 31-32.
- Harrington, G. L. 1956. *Ammobaculites*, migrant or recent introduction to California? *Contrib. Cushman Found. Foram. Res.* 7: 29-30.
- Harris and W. O. Ayres. 1863. (On piling destruction by shipworms (*Xylotrya*) in San Francisco). *Proc. Calif. Acad. Sci.* (1) 3: 11.
- Hartman, O. 1961. Polychaetous annelids from California. *Allan Hancock Pac. Expeds.* 25: 1-226.
- Hartman, O. 1969. Atlas of the Sedentariate Polychaetous Annelids of California. Allan Hancock Foundation, Univ. S. Calif., Los Angeles, 812 pp.
- Hartman, W. D. 1975. Phylum Porifera. Pages 32-64 in: Smith, R. I. and J. T. Carlton (eds.), *Light's Manual: Intertidal Invertebrates of the Central California Coast*, 3rd Ed., Univ. California Press, Berkeley, 716 pp.
- Harvey, T. E., Miller, K. J., Hothem, R. L., Rauzon, M. J., Page, G. W. and R. A. Keck. 1992. Status and Trends Report on Wildlife of the San Francisco Estuary. San Francisco Estuary Project, Oakland, 283 pp.
- Haydock, C. I. 1964. An experimental study to control oyster drills in Tomales Bay, California. *Calif. Fish and Game* 50(1): 11-28.
- Hazel, C. R. 1966. A note on the freshwater polychaete *Manayunkia speciosa* Leidy, from California and Oregon. *Ohio J. Sci.* 66(5): 533-535.
- Hazel, C. R. and D. W. Kelley. 1966. Zoobenthos of the Sacramento-San Joaquin Delta. Pages 113-131 in: Kelley, D. W. (ed.), *Ecological Studies of the Sacramento-San Joaquin Estuary*, *Fish Bull.* 133, Calif. Dept. of Fish and Game, Sacramento, 133 pp.
- Heath, H. 1916. Soft-shelled clams planted in Morro Bay. *Calif. Fish and Game* 2: 40.
- Hedgpeth, J. W. 1941. Livingston Stone and fish culture in California. *Calif. Fish and Game* 27(3): 126-148.
- Hedgpeth, J. W. 1952. Newcomers to the Pacific coast. Pages 399-401 in: Ricketts, E. F., Calvin, J. and J. W. Hedgpeth, *Between Pacific Tides*, 3rd Edition, Stanford Univ. Press, Stanford, 502 pp.
- Hedgpeth, J. W. 1980. The problem of introduced species in management and mitigation. *Helgo. Meeresunters.* 33: 662-673.
- Herbold, B. and P. B. Moyle. 1986. Introduced species and vacant niches. *Amer. Nat.* 128(5): 751-760.
- Herbold, B. and P. B. Moyle. 1989. The Ecology of the Sacramento-San Joaquin Delta: A Community Profile. U. S. Fish and Wildlife Service (Biol. Rep. 85(7.22)), 106 pp.
- Herbold, B., Jassby, A. D. and P. B. Moyle. 1992. Status and Trends Report on Aquatic Resources in the San Francisco Estuary. San Francisco Estuary Project, Oakland, 257 pp.
- Herrgesell, P. L. 1990. 1989 Annual Report. Interagency Ecological Studies Program for the Sacramento-San Joaquin Estuary, 112 pp.
- Hewitt, C. L. 1993. Marine biological invasions: the distributional ecology and interactions between native and introduced encrusting organisms. Ph.D. dissertation, Univ. Oregon, Eugene, 301 pp.

- Hickman, J. C. (ed.) 1993. The Jepson Manual: Higher Plants of California. Univ. California Press, Berkeley, 1400 pp.
- Hill, C. L. 1927. Origin and development of the San Francisco Bay Marine Piling Survey Project. Pages 1-12 in: Hill, C. L. and C. A. Kofoed (eds.), Marine Borers and their Relation to Marine Construction on the Pacific Coast. Final Report of the San Francisco Bay Marine Piling Committee, San Francisco, 357 pp.
- Hill, C. L. and C. A. Kofoed (eds.). 1927. Marine Borers and their Relation to Marine Construction on the Pacific Coast. Final Report of the San Francisco Bay Marine Piling Committee, San Francisco, 357 pp.
- Hill, H. R. 1951. Exotic Mollusca in California. *Min. Conchol. Club So. Calif.* 107:1-4
- Holdich, D. M. and J. A. Jones. 1983. Tanaids. Cambridge Univ. Press, Cambridge, 98 pp.
- Holmes, S. J. 1924. The genus *Cambarus* in California. *Science* 60(1555): 358-359.
- Holmquist, C. 1967. *Manayunkia speciosa* Leidy—a fresh-water polychaete found in northern Alaska. *Hydrobiologia* 29(3/4): 297-304.
- Holt, S. 1992. Delta faces new weedy situation. *Brentwood News* (Brentwood CA) 30 June 1992: 1, 8.
- Hopkins, D. R. 1986. Atlas of the Distributions and Abundances of Common Benthic Species in San Francisco Bay, California. U. S. Geological Survey, Water Resources Investigations Rep. 86-4003, 25 pp.
- Hubbs, C. L. and R. R. Miller. 1965. Studies of Cyprinodont fishes. XXII. variation in *Lucania parva*, its establishment in western United States, and description of a new species from an interior basin in Coahuila, Mexico. *Mus. Zool. Misc. Publ.* 27, Univ. Michigan, Ann Arbor.
- Hubbs, E. L. 1951. Food habits of feral house cats in the Sacramento Valley. *Calif. Fish and Game* 37(2): 177-190.
- Humm, H. J. 1979. The Marine Algae of Virginia. University of Virginia Press.
- Hymanson, Z. P. 1991. Results of a Spatially Intensive Survey for *Potamocorbula amurensis* in the Upper San Francisco Estuary. Interagency Ecological Studies Program for the Sacramento-San Joaquin Estuary, Tech. Rep. 30 (ES/BIO-IATR/91-30), Calif. Dept. Water Resources, Sacramento, 21 pp.
- Hymanson, Z. P. 1992. San Francisco Bay—an estuary dominated by change. Interagency Ecological Studies Program for the Sacramento-San Joaquin Estuary, *Newsletter*. Spring 1992: 1-3.
- Hymanson, Z., Mayer, D. and J. Steinbeck. 1994. Long-term Trends in Benthos Abundance and Persistence in the Upper Sacramento-San Joaquin Estuary, Summary Report: 1980-1990. Interagency Ecological Program for the San Francisco Bay/Delta Estuary, Tech. Rep. 38 (FWQ/BIO/IATR/94-38), Calif. Dept. Water Resources, Sacramento, 66 pp.
- IESP. 1991. 1990 Annual Report. Interagency Ecological Studies Program for the Sacramento-San Joaquin Estuary, Calif. Dept. Water Resources, Sacramento, 123 pp.
- Ingram, W. M. 1948. The larger freshwater clams of California, Oregon, and Washington. *J. Entomol. Zool.* 40(4): 72-92.
- Ingram, W. M. 1959. Asiatic clams as potential pests in California water supplies. *J. Amer. Water Works Assoc.* 51(3): 363-370.
- Ingram, W. M., Keup, L. and C. Henderson. 1964. Asiatic clams at Parker, Arizona. *Nautilus* 77(4): 121-124.
- Jaekle, W. B. 1983. Additions to the Opisthobranch mollusk fauna of Marin County, California, with notes on the biology of certain species. *Veliger* 26: 93-95.

- Jansson, K. 1994. Alien Species in the Marine Environment: Introductions to the Baltic Sea and the Swedish West Coast. Swed. Environ. Protect. Agency, Rep. 4357, 68 pp.
- Jebram, D. and B. Everitt. 1982. New victorellids (Bryozoa, Ctenostomata) from North America: the use of parallel cultures in bryozoan taxonomy. *Biol. Bull.* 163: 172-187.
- Jepson, W. L. 1951. A Manual of the Flowering Plants of California. Univ. California Press, Berkeley, 1238 pp.
- Jones, E. C. 1966. A new record of *Pseudodiaptomus marinus* Sato (Copepoda, Calanoida) from brackish waters of Hawaii. *Crustaceana* 10: 316-317.
- Jones, L. L. 1940. An introduction of the Atlantic crab into San Francisco Bay. *Proc. Sixth Pacific Sci. Cong.* 3: 485-486.
- Jones & Stokes. 1979. Protection and Restoration of San Francisco Bay Fish and Wildlife Habitat. Volume I. Jones & Stokes Associates, Sacramento.
- Jordan, J. R. 1989. Interspecific interactions between the introduced Atlantic crab *Rhithropanopeus harrisi* and the native estuarine crab *Hemigrapsus oregonensis* in Coos Bay, Oregon. M. S. thesis, Univ. Oregon, 47 pp.
- Josselyn, M. 1983. The Ecology of San Francisco Bay Tidal Marshes: A Community Profile. U. S. Fish and Wildlife Service (FWS/OBS-83/23), 102 pp.
- Josselyn, M., Larsson, B. and A. Fiorillo. 1993. An ecological comparison of an introduced marsh plant, *Spartina alterniflora*, with its native congener, *Spartina foliosa*, in San Francisco Bay. Romberg Tiburon Center, San Francisco State University, Tiburon, 47 pp.
- Josselyn, M. N. and J. A. West. 1985. The distribution and temporal dynamics of the estuarine macroalgal community of San Francisco Bay. *Hydrobiologia* 129: 139-152. Reprinted as: Cloern, J. E. and F. H. Nichols (eds.), Temporal Dynamics of an Estuary, Dr. W. Junk Publishers, Dordrecht, 237 pp.
- Joyce, J. C. 1992. Impact of *Eichhornia* and *Hydrilla* in the United States. *ICES Mar. Sci. Symp.* 194: 106-109.
- Julien, M. H. (ed.). 1992. Biological Control of Weeds, Third Edition. CAB International, Wallingford, UK, 186 pp.
- Katansky, S. C., Sparks, A. K. and K. K. Chew. 1967. Distribution and effects of the endoparasitic copepod, *Mytilicola orientalis*, on the Pacific oyster, *Crassostrea gigas*, on the Pacific coast. *Proc. Natl. Shellfish. Assoc.* 57: 50-58.
- Keep, J. 1901. Exotic mollusks in California. *Nautilus* 14(10): 114-115.
- Kiener, A. 1972. Contribution a l'écologie, la physiologie et l'éthologie de l'actinie *Diadumene luciae* (Verrill). *Bull. Soc. Zool. France* 96: 581-603.
- Kimmerer, W. 1991. Tests on effects of food limitation on reproduction in two copepod species important in the diet of larval striped bass. Pages 7-17 in: Interagency Ecological Studies Program for the Sacramento-San Joaquin Estuary, 1990 Working Papers of the Food Chain Group, No. 2 (FCG-90-2), Interagency Ecological Studies Program for the Sacramento-San Joaquin Estuary, Calif. Dept. Water Resources, Sacramento, 71 pp.
- Kimmerer, W. J., Gartside, E. and J. J. Orsi. 1994. Predation by an introduced clam as the likely cause of substantial declines in zooplankton of San Francisco Bay. *Mar. Ecol. Prog. Ser.* 113: 81-93.
- Kimsey, J. B. 1954. The introduction of the redeye black bass and the threadfin shad into California. *Calif. Fish and Game* 40: 203-204.
- Kimsey, J. B. and L. O. Fisk. 1964. Freshwater Nongame Fishes of California. Calif. Dept. of Fish and Game, Sacramento, 54 pp.

- Kimsey, J. B., Fisk, L. O and D. McGriff. 1982. The Crayfish of California. Inland Fisheries Informational Leaflet No. 1, Calif. Dept. of Fish and Game, Sacramento, 5 pp.
- Kincaid, T. B. 1947. The acclimatization of marine animals in Pacific northwest waters. *Min. Conchol. Club So. Calif.* 72: 1-3.
- Kincaid, T. B. 1949. (Japanese mollusks in seed oyster boxes from Japan shipped to Willapa Bay) *Min. Conchol. Club So. Calif.* 88: 1.
- Kirby, H. 1934. Some ciliates from salt marshes in California. *Archiv fur Protistenkunde* 82: 114-133.
- Klemm, D. J. 1985. A Guide to the Freshwater Annelida (Polychaeta, Naidid and Tubificid Oligochaeta, and Hirundinea) of North America. Kendall/Hunt Publishing Co., Dubuque, 198 pp.
- Koehn, R. K. 1991. The genetics and taxonomy of species in the genus *Mytilus*. *Aquaculture* 94: 125-145.
- Kofoed, C. A. 1915. Marine biology on the Pacific Coast. In: Grinnell, J. (ed.), *Nature and Science on the Pacific Coast*, Paul Elder & Co., San Francisco, 302 pp.
- Kofoed, C. A. 1921. The marine borers of the San Francisco Bay region. Pages 23-61 in: Kofoed, C. A. (ed.), *Report on the San Francisco Bay Marine Piling Survey (Revised Ed.)*, 104 pp.
- Kofoed, C. A. and M. Bush. 1936. The life cycle of *Parachaenia myae* gen. nov., sp. nov., a ciliate parasitic in *Mya arenaria* Linn. from San Francisco Bay, California. *Bull. Mus. Hist. Nat. Belgique* 12:1-15.
- Kofoed, C. A. and R. C. Miller. 1927. Biological section. Pages 188-343 in: Hill, C. L. and C. A. Kofoed (eds.), *Marine Borers and their Relation to Marine Construction on the Pacific Coast. Final Report of the San Francisco Bay Marine Piling Committee*, San Francisco, 357 pp.
- Kozloff, E. N. 1946. Studies on ciliates of the family Ancistrocomidae Chatton and Lwoff (Order Holotricha, Suborder Thigmotricha). III. *Ancistrocoma pelseneeri* Chatton and Lwoff, *Ancistrocoma dissimilis* sp. nov. and *Hypocomagalma pholadidis* sp. nov. *Biol. Bull.* 91: 189-199.
- Kozloff, E. N. 1983. *Seashore Life of the Northern Pacific Coast*. Univ. Wash. Press, Seattle, 370 pp.
- Kudenov, J. D. 1983. The first record of *Boccardia ligerica* (Polychaeta: Spionidae) from Imperial County, California. *Bull. So. Calif. Acad. Sci.* 82(3): 144-146.
- Kühne, H. and G. Becker. 1964. Der Holz-Flohkrebs *Chelura terebrans* Philippi (Amphipoda, Cheluridae). *Beihefte Zeit. Angewandte Zool.* 1: 1-141.
- Ladines, E. O. and A. V. Lontoc. 1983. Sodium and potassium in some Philippine foods. *Philippine J. Nutr.* 36(3): 133-140.
- Lampman, B. H. 1946. *The Coming of the Pond Fishes*. Binfods & Mont, Portland OR, 177 pp.
- La Rocque, A. 1948. Distributional notes on Canadian Mollusca. *Canadian Field-Naturalist* 62(1): 36-37.
- Langston. 1974. The maritime earwig in California (Dermaptera: Carcinophoridae). *Pan-Pac. Entomol.* 50: 28-34.
- Lau, W. 1995. Importation of baitworms and shipping seaweed: vectors for introduced species? Pages 21-38 in: Sloan, D., Christensen, M. and D. Kelso (eds.), *Environmental Issues: From a Local to a Global Perspective*. Environmental Sciences Group Major, Univ. California, Berkeley, 330 pp.
- Leppäkoski, E. 1984. Introduced species in the Baltic Sea and its coastal ecosystems. *Ophelia, Suppl.* 3:123-135.
- Le Roux, P. J., Branch, G. M. and Joska, M. A. P. 1990. On the distribution, diet and possible impact of the invasive European shore crab *Carcinus maenas* (L.) along the South African coast. *S. Afr. J. Mar. Sci.* 9: 85-92.

- Levin, L. A. 1981. Dispersion, feeding behavior and competition in two spionid polychaetes. *J. Mar. Res.* 39: 99-117.
- Levings, C. D. and F. Rafi. 1978. *Tanais stanfordi* Richardson, 1901 (Crustacea, Tanaidacea) from the Fraser River Estuary, British Columbia. *Syesis* 11: 51-53.
- Li, H. W., Moyle, P. B. and R. L. Garrett. 1976. Effect of the introduction of the Mississippi silverside (*Menidia audens*) on the growth of black crappie (*Pomoxis nigromaculatus*) and white crappie (*P. annularis*) in Clear Lake, California. *Trans. Am. Fish. Soc.* 105: 404-408.
- Light, S. F. 1941. Laboratory and Field Text in Invertebrate Zoology. Associated Students Store, Univ. Calif., Berkeley, 232 pp.
- Light, W. J. 1969. *Polydora narica*, new species, and *Pseudopolydora kempfi californica*, new subspecies, two new spionids (Annelida: Polychaeta) from central California. *Proc. Biol. Soc. Wash.* 36(18): 531-550.
- Light, W. J. 1974. Occurrence of the Atlantic maldanid *Asychis elongata* (Annelida, Polychaeta) in San Francisco Bay, with comments on its synonymy. *Proc. Biol. Soc. Wash.* 87(17): 175-184.
- Light, W. J. 1977. Spionidae (Annelida: Polychaeta) from San Francisco Bay, California: a revised list with nomenclatural changes, new records, and comments on related species from the northeastern Pacific Ocean. *Proc. Biol. Soc. Wash.* 90(1): 66-88.
- Light, W. J. 1978. Spionidae Polychaeta Annelida. Boxwood Press, Pacific Grove, 211 pp.
- Lindroth, C. H. 1957. The faunal connections between Europe and North America. John Wiley and Sons, New York, 344 pp.
- Lobel, P. B., Belkhome, S. P., Jackson, S. E. and H. P. Longerich. 1990. Recent taxonomic discoveries concerning the mussel *Mytilus*: implications for biomonitoring. *Arch. Environ. Contam. Toxicol.* 19: 507-512.
- Lockington, W. N. 1878. Rambles round San Francisco. *Amer. Naturalist* 12: 347-354.
- Lott, A. S. 1954. A Long Line of Ships: Mare Island's Century of Naval Activity in California. U. S. Naval Inst., Annapolis MD.
- Mackie, G. L. and S. U. Qadri. 1971. A polychaete, *Manayunkia speciosa*, from the Ottawa River, and its North American distribution. *Canadian J. Zool.* 49: 780-782.
- Madrone Assoc. 1980. Sacramento/San Joaquin Delta Wildlife Habitat Protection & Restoration Plan. Report for Calif. Dept. of Fish and Game and U. S. Fish and Wildlife Service.
- Manuel, R. L. 1981. British Anthozoa. Synopses of the British Fauna (New Series), no. 18. Academic Press, New York, 241 pp.
- Marchant, C. J. 1967. Evolution in *Spartina* (Graminae) I. The history and morphology of the genus in Britain. *J. Linn. Soc. (Bot.)* 60: 1-24.
- Marcus, E. 1937. Bryozoarios marinhos Brasileiros. 1. *Bol. Fac. Phil. Sci. Letr. Univ. Sao Paulo Zool.* 1: 1-224.
- Marelli, D. C. 1981. New records for Caprellidae in California, and notes on a morphological variant of *Caprella verrucosa* Boeck, 1871. *Proc. Biol. Soc. Wash.* 94: 654-662.
- Mariscal, R. N. 1965. The adult and larval morphology and life history of the entoproct *Barentsia gracilis* (M. Sars, 1835). *J. Morph.* 116: 311-338.
- Markmann, C. 1986. Benthic Monitoring in the Sacramento-San Joaquin Delta: Results from 1975 through 1981. Interagency Ecological Studies Program for the Sacramento-San Joaquin Estuary, Tech. Rep. 12 (WQ/BIO-4ATR/87-12), Calif. Dept. Water Resources, Sacramento, 51 pp.
- Mason, H. L. 1957. A Flora of the Marshes of California. Univ. California Press, Berkeley, 878 pp.

- Matern, S. A. and K. J. Fleming. Invasion of a third Asian goby species, *Tridentiger bifasciatus*, into California. *Calif. Fish and Game* (in prep.)
- Mattice, J. S. 1979. Interactions of *Corbicula* sp. with power plants. Pages 120-138 in: Britton, J. C. (ed.), Proc. 1st Int'l *Corbicula* Symp., Texas Christian Univ., Fort Worth TX, Oct. 13-15, 1977.
- Maurer, D. and L. Watling. 1973. Studies on the oyster community in Delaware: the effects of the estuarine environment on the associated fauna. *Int. Revue ges. Hydrobiol.* 58: 161-201.
- Mawatari, S. 1952. On *Watersipora cucullata* (Busk) II. Anatomical study. *Misc. Rep. Res. Inst. Nat. Resour. Tokyo* 28: 17-27.
- Mawatari, S. 1956. Cheilostomatous Bryozoa from the Kurile Islands and the neighbouring districts. *Pac. Sci.* 10: 113-135
- Mawatari, S. 1963. Bryozoa of the eastern shore of Noto Peninsula. *Ann. Rep. Noto Mar. Lab. Fac. Sci., Univ. Kanazawa* 3: 1-10.
- May, M. 1995. *Lepidium latifolium* L. in the San Francisco Estuary (unpublished ms.).
- McConnell, W. J. and J. H. Gerdes. 1961. Threadfin shad, *Dorosoma petenense*, as food of yearling Centrarchids. *Calif. Fish and Game* 50: 70-175.
- McDonald, G. R. 1975. Sacoglossa and Nudibranchia. Pages 522-542 in: Smith, R. I. and J. T. Carlton (eds.), *Light's Manual: Intertidal Invertebrates of the Central California Coast*, 3rd Ed., Univ. California Press, Berkeley, 716 pp.
- McDonald, J. H. and R. K. Koehn. 1988. The mussels *Mytilus galloprovincialis* and *M. trossulus* on the Pacific coast of North America. *Mar. Biol.* 99: 111-118.
- McDonald, J. H., Seed, R. and R. K. Koehn. 1991. Allozymes and morphometric characters of three species of *Mytilus* in the northern and southern hemispheres. *Mar. Biol.* 111: 323-333.
- McEvoy, A. 1986. *The Fisherman's Problem: Ecology and Law in the California Fisheries, 1850-1980*. Cambridge Univ. Press, Cambridge.
- McGann, M. 1995. 3500-year B. P. record of climatic change in estuarine deposits from South San Francisco Bay, California. Pages 225-236 in: Sangines, E. M., Andersen, D. W., and A. V. Buising (eds.), *Recent Geologic Studies in the San Francisco Bay Area*. Pacific Sect., Soc. Sediment. Geol. (SEPM), vol. 76.
- McGann, M. and D. Sloan. 1995. Recent introduction of the foraminifer *Trochammina hadai* Uchio onto San Francisco Bay, California, USA. *Mar. Micropaleo.* (in press).
- McGinnis, S. M. 1984. *Freshwater Fishes of California*. Univ. California Press, Berkeley, 316 pp.
- McKechnie, R. J. 1966a. Spotted bass. Pages 366-371 in: Calhoun, A. (ed.), *Inland Fisheries Management*, Calif. Dept. of Fish and Game, 535 pp.
- McKechnie, R. J. 1966b. Golden shiner. Pages 488-491 in: Calhoun, A. (ed.), *Inland Fisheries Management*, Calif. Dept. of Fish and Game, 535 pp.
- McKechnie, R. J. and R. B. Fenner. 1971. Food habits of white sturgeon, *Acipenser transmontanus*, in San Pablo Bay and Suisun Bays, California. *Calif. Fish and Game* 57: 209-212.
- McKechnie, R. J. and R. C. Tharratt. 1966. Green sunfish. Pages 399-402 in: Calhoun, A. (ed.), *Inland Fisheries Management*, Calif. Dept. of Fish and Game, 535 pp.
- McMahon, R. F. 1977. Shell size-frequency distributions of *Corbicula manilensis* Philippi from a clam fouled steam condenser. *Nautilus* 91: 54-59.
- McMahon, R. F. 1979. Tolerance of aerial exposure in the Asiatic freshwater clam, *Corbicula fluminea* (Müller). Pages 227-241 in: Britton, J. C. (ed.), Proc. 1st Int'l *Corbicula* Symp., Texas Christian Univ., Fort Worth TX, Oct 13-15, 1977.

- McMahon, R. F. 1982. The occurrence and spread of the introduced Asiatic freshwater clam, *Corbicula fluminea* (Müller), in North America: 1924-1982. *Nautilus* 96(4): 134-141.
- Meehan, B. W., Carlton, J. T. and R. Wenne. 1989. Genetic affinities of the bivalve *Macoma balthica* from the Pacific coast of North America: evidence for recent introduction and historical distribution. *Mar. Biol.* 102: 235-241.
- Meinz, M. and W. L. Mecum. 1977. A range extension for Mississippi silversides in California. *Calif. Fish and Game* 63(4): 277-278.
- Meng, L. and J. J. Orsi. 1991. Selective predation by larval striped bass on native and introduced copepods. *Trans. Am. Fish. Soc.* 120: 187-192.
- Menzies, R. J. and M. A. Miller. 1954. Key to Chelifera and the suborders of the Isopoda. Pages 139-155 in: Smith R. I. et al. (eds.), *Intertidal Invertebrates of the Central California Coast*, Univ. California Press, Berkeley, 446 pp.
- Menzies, R. J. and M. A. Miller. 1972. Systematics and zoogeography of the genus *Synidotea* (Crustacea: Isopoda) with an account of California species. *Smithsonian Contr. Zool.* 102: 1-33.
- Millar, R. H. 1966. Tunicata Ascidiacea. *Mar. Invert. Scandinavia* 1: 1-123.
- Millard, N. 1952. Observations and experiments on fouling organisms in Table Bay Harbor, South Africa. *Trans. Roy. Soc. S. Africa* 33(4): 415-445.
- Miller, E. E. 1966a. White catfish. Pages 430-440 in: Calhoun, A. (ed.), *Inland Fisheries Management*, Calif. Dept. of Fish and Game, 535 pp.
- Miller, E. E. 1966b. Channel catfish. Pages 440-463 in: Calhoun, A. (ed.), *Inland Fisheries Management*, Calif. Dept. of Fish and Game, 535 pp.
- Miller, E. E. 1966c. Black bullhead. Pages 476-479 in: Calhoun, A. (ed.), *Inland Fisheries Management*, Calif. Dept. of Fish and Game, 535 pp.
- Miller, E. E. 1966d. Yellow bullhead. Pages 479-481 in: Calhoun, A. (ed.), *Inland Fisheries Management*, Calif. Dept. of Fish and Game, 535 pp.
- Miller, M. A. 1968. Isopoda and Tanaidacea from buoys in coastal waters of the continental United States, Hawaii, and the Bahamas (Crustacea). *Proc. U. S. Natl. Mus.* 125(3652): 1-53.
- Miller, M. A. 1975. Phylum Arthropoda: Crustacea, Tanaidacea and Isopoda. Pages 277-312 in: Smith, R. I. and J. T. Carlton (eds.), *Light's Manual: Intertidal Invertebrates of the Central California Coast* (Third Edition), Univ. California Press, Berkeley, 716 pp.
- Miller, R. C. 1926. Ecological relations of marine wood-boring organisms in San Francisco Bay. *Ecology* 7(3): 247-254.
- Miller, R. C. 1958. The relict fauna of Lake Merced, San Francisco. *J. Mar. Res.* 17: 375-382.
- Miller, R. L. 1969. *Ascophyllum nodosum*: A source of exotic invertebrates introduced into west coast near-shore marine waters. *Veliger* 12(2): 230-231.
- Mills, C. E., Carlton, J. T., Chapman, J. W. and A. N. Cohen. 1995. Where have all the flowers gone? The disappearance of hydroids in San Francisco Bay. Poster, 9th Ann. Mtg., Soc. Conserv. Biol., Fort Collins CO, June 7-10, 1995.
- Mills, C. E. and F. Sommer. 1995. Invertebrate introductions in marine habitats: two species of hydromedusae (Cnidaria) native to the Black Sea, *Maeotias inexpectata* and *Blackfordia virginica*, invade San Francisco Bay. *Mar. Biol.* 122: 279-288.
- Mills, E. L., Leach, J. H., Carlton, J. T. and C. L. Secor. 1993. Exotic species in the Great Lakes: a history of biotic crises and anthropogenic introductions. *J. Great Lakes Res.* 19(1): 1-54.

- Mills, E. L., Scheurell, M. D., Carlton, J. T. and D. Strayer. 1996. Biological invasions in the Hudson River: an inventory and historical analysis. *Bull. N. Y. State Mus.* (in press).
- Mitchell, P. 1985. Bucket brigade blues: White bass v. rotenone. *Environs* (U. C. Davis School of Law, Environ. Law Soc.) 9(2): 4-6.
- Moffitt, J. 1941. Notes on the food of the California clapper rail. *Condor* 43: 270-273.
- Mohr, J. L. 1951. Common commensals of *Limnoria*. Pages R-1 to R-4 in: Rep. Marine Borer Conf., U. S. Naval Civil Eng., Port Hueneme CA.
- Mohr, J. L. 1959. On the protozoan associates of *Limnoria*. Pages 84-95 in: Ray, D. L. (ed.), Marine Boring and Fouling Organisms, Univ. Washington Press, Seattle, 536 pp.
- Mohr, J. L. 1966. On the age of the ciliate group Chonotricha. Pages 535-543 in: Barnes, H. (ed.), Some Contemporary Studies in Marine Science, George Allen, Ltd., London.
- Moll, F. 1914. Die Bohrmuschel (Genus *Teredo* Linné). *Naturwissenschaftliche Zeitschrift für Forst- und Landwirtschaft* 12: 505-564. (Translated by H. A. Schuette, typed manuscript, Biosciences Library, Univ. of California, Berkeley.)
- Monniot, C. 1988. Ascidies de Nouvelle-Calédonie. IV. Styelidae (suite). *Bull. mus. natn. Hist. nat. Paris* (4), 10: 163-196.
- Monniot, C. and F. Monniot. 1987. Les ascidies de polynésie française. *Mem. mus. natn. Hist. nat. Paris* (A), 136, 154 pp.
- Mook, D. 1976. Studies on fouling invertebrates in the Indian River, Florida: Seasonality of settlement. *Bull. Mar. Sci.* 26: 610-615.
- Mooney, H. A. and J. A. Drake (eds.). 1986. Ecology of Biological Invasions of North America and Hawaii. *Ecol. Stud.* 58, Springer-Verlag, 321 pp.
- Moore, T. O and P. N. Reilly. 1989. Pacific herring, *Clupea harengus pallasii*, experimental roe-on-kelp open pound studies in San Francisco Bay, December 1987 to February 1988. Calif. Dept. of Fish and Game, Mar. Resour. Div., Admin. Rep. No. 89-3, Menlo Park.
- Morse, A. P. 1924. *Lepidium latifolium* in New England. *Rhodora* 26(310): 197-198.
- Morton, B. 1974. Some aspects of the biology, population dynamics, and functional morphology of *Musculista senhousia* Benson (Bivalvia, Mytilidae). *Pac. Sci.* 28: 19-33.
- Morton, B. 1979. *Corbicula* in Asia. Pages 15-38 in: Britton, J. C. (ed.), Proc. 1st Int'l *Corbicula* Symp., Texas Christian Univ., Fort Worth TX, Oct 13-15, 1977.
- Morton, B. and K. Y. Tong. 1985. The salinity tolerance of *Corbicula fluminea* (Bivalvia: Corbiculoidea) from Hong Kong. *Malacol. Rev.* 18: 91-95.
- Moyle, P. B. 1973. Effects of introduced bullfrogs, *Rana catesbeiana*, on the native frogs of the San Joaquin Valley, California. *Copeia* 1: 18-22.
- Moyle, P. B. 1976a. Inland Fishes of California. Univ. California Press, Berkeley, 405 pp.
- Moyle, P. B. 1976b. Fish introductions in California: history and impact on native fishes. *Biol. Conserv.* 9:1 01-118.
- Moyle, P. B., Fisher, F. W. and H. W. Li. 1974. Mississippi silversides and logperch in the Sacramento-San Joaquin river system. *Calif. Fish and Game* 60(3): 144-149.
- Moyle, P. B. and R. D. Nichols. 1973. Ecology of some native and introduced fishes in the Sierra Nevada foothills in Central California. *Copeia* 3: 478-490.
- Moyle, P. B. and R. D. Nichols. 1974. Decline of the native fish fauna of the Sierra Nevada foothills, Central California. *Amer. Midl. Nat.* 92(1): 72-83.

- Moyle, P. B. and J. E. Williams. 1990. Biodiversity loss in the temperate zone: Decline of the native fish fauna of California. *Conserv. Biol.* 4(3): 275-284.
- Muenschler, W. C. 1944. Aquatic Plants of the United States. Comstock Publishing Associates, Cornell Univ. Press, Ithaca, 374 pp.
- Munz, P. A. 1959. A California Flora. Univ. California Press, Berkeley, 1681 pp.
- Munz, P. A. 1968. Supplement to a California Flora. Univ. California Press, Berkeley, 224 pp.
- Nagata, K. 1965. Studies on marine gammaridean Amphipoda of the Seto Inland Sea. I. *Publ. Seto Mar. Biol. Lab.* 13(2): 131-170.
- Neale, G. 1915. The catfish in California. *Calif. Fish and Game* 1: 62-64.
- Nei, M. 1978. Estimation of average heterozygosity and genetic distance from a small number of individuals. *Genetics* 89: 583-590.
- Neily, R. M. 1927. Historical development of marine structures in San Francisco Bay. Pages 13-32 in: Hill, C. L. and C. A. Kofoed (eds.), Marine Borers and their Relation to Marine Construction on the Pacific Coast. Final Report of the San Francisco Bay Marine Piling Committee, San Francisco, 357 pp.
- Newcombe, W. 1874. Description of a new species of shell from San Francisco Bay. *Proc. Calif. Acad. Sci.* 5: 415.
- Newman, W. A. 1963. On the introduction of an edible oriental shrimp (Caridea, Palaemonidae) to San Francisco Bay. *Crustaceana* 5: 119-132.
- Newman, W. A. 1967. On physiology and behaviour of estuarine barnacles. *Proc. Symp. Crustacea at Ernakulum*, Jan. 12-15, 1965, Mar. Biol. Assoc. India, Part 3, pp. 1038-1066.
- Nichols, F. H. 1979. Natural and anthropogenic influences on benthic community structure in San Francisco Bay. Pages 409-426 in:
- Nichols, F. H. 1985. Increased benthic grazing: an alternative explanation for low phytoplankton biomass in northern San Francisco Bay during the 1976-1977 drought. *Estuar. Coastal Shelf Sci.* 21: 379-388.
- Nichols, F. H., Cloern, J. E., Luoma, S. N. and D. H. Peterson. 1986. The modification of an estuary. *Science* 231: 525-648.
- Nichols, F. H. and M. M. Pamatmat. 1988. The Ecology of the Soft-bottom Benthos of San Francisco Bay: A Community Profile. U. S. Fish and Wildlife Service (Biol. Rep. 85(7.19)).
- Nichols, F. H. and J. K. Thompson. 1985a. Time scales of change in the San Francisco Bay benthos. *Hydrobiologia* 129: 121-138. Reprinted as: Cloern, J. E. and F. H. Nichols (eds.), Temporal Dynamics of an Estuary, Dr. W. Junk Publishers, Dordrecht, 237 pp.
- Nichols, F. H. and J. Thompson. 1985b. Persistence of an introduced mudflat community in south San Francisco Bay, California. *Mar. Ecol. Prog. Ser.* 24: 83-97.
- Nichols, F. H., Thompson, J. K. and L. E. Schemel. 1990. Remarkable invasion of San Francisco Bay (California, USA) by the Asian clam *Potamocorbula amurensis*. II. Displacement of a former community. *Mar. Ecol. Prog. Ser.* 66: 95-101.
- Nidever, H. B. 1916. Shad in California. *Calif. Fish and Game* 2(2): 59-64.
- Norton, T. A. 1977. Ecological experiments with *Sargassum muticum*. *J. Mar. Biol. Assoc. U. K.* 7: 33-43.
- Nuttall, T. 1818. The Genera of North American Plants. Volume 7 of: Ewan, J. (ed.), Classica Botanica Americana. Hafner Publishing Co., New York.

- Obenat, S. M. and S. E. Pezzani. 1994. Life cycle and population structure of the polychaete *Ficopomatus enigmaticus* (Serpulidae) in Mar Chiquita coastal lagoon, Argentina. *Estuaries* 17(18): 263-270.
- Obrebski, S., Orsi, J. J. and W. Kimmerer. 1992. Long-term Trends in Zooplankton Distribution and Abundance in the Sacramento-San Joaquin Estuary. Interagency Ecological Studies Program for the Sacramento-San Joaquin Estuary, Tech. Rep. 32 (FS/BIO-1ATR/92-32), Calif. Dept. Water Resources, Sacramento, 42 pp.
- Oda, K. T. 1989. The Pacific Herring, *Clupea harengus pallasii*, Open Pound Roe-on-Kelp Experimental Fishery in San Francisco Bay, 1988 to 1989. Calif. Dept. of Fish and Game, Mar. Resour. Div., Admin. Rep. No. 89-7, Menlo Park.
- O'Donoghue, C. H. and E. O'Donoghue. 1923. A preliminary list of the Bryozoa from the Vancouver Island region. *Contr. Canad. Biol. n. s.*, 1: 143-202.
- O'Donoghue, C. H. and E. O'Donoghue. 1926. A second list of Bryozoa from the Vancouver Island region. *Contr. Canad. Biol. n.s.*, 3: 49-131.
- Oglesby, L. C. 1965a. Steady-state parameters of water and chloride regulation in estuarine nereid polychaetes. *Comp. Biochem. Physiol.* 14: 621-640.
- Oglesby, L. C. 1965b. *Parvatrema borealis* (Trematoda) in San Francisco Bay. *J. Parasit.* 51: 582.
- Okada, Y. 1929. Report of the biological survey of Mutsu Bay. 12. Cheilostomatous bryozoa of Mutsu Bay. *Sci. Rep. Tohoku Imperial Univ., 4th ser., Biol.* 4(1): 11-35.
- Okamura, B. 1984. The effects of ambient flow velocity, colony size, and upstream colonies on the feeding success of Bryozoa. I. *Bugula stolonifera* Ryland, an arborescent species. *J. Exp. Mar. Biol. Ecol.* 83: 179-193.
- Orsi, J. J. 1989. Another new copepod. Interagency Ecological Studies Program for the Sacramento-San Joaquin Estuary, *Newsletter* (June 1989) 1(1): 4.
- Orsi, J. J. 1994. Neomysis/Zooplankton. Interagency Ecological Studies Program for the Sacramento-San Joaquin Estuary, *Newsletter*. Summer 1994: 4-5.
- Orsi, J. J. 1995. Radical changes in the estuary's zooplankton caused by introductions from ballast water. Interagency Ecological Studies Program for the Sacramento-San Joaquin Estuary, *Newsletter*, Summer 1995: 16-17.
- Orsi, J. J., Bowman, T. E., Marelli, D. C. and A. Hutchinson. 1983. Recent introduction of the planktonic calanoid copepod *Sinocalanus doerri* (Centropagidae) from mainland China to the Sacramento-San Joaquin Estuary of California. *J. Plankton Res.* 5(3): 357-375.
- Orsi, J. J. and W. L. Mecum. 1986. Zooplankton distribution and abundance in the Sacramento-San Joaquin Delta in relation to certain environmental factors. *Estuaries* 9: 326-339.
- Orsi, J. J. and T. C. Walter. 1991. *Pseudodiaptomus forbesi* and *P. marinus* (Copepoda: Calanoida), the latest copepod immigrants to California's Sacramento-San Joaquin Estuary. Proc. 4th Internatl. Conf. Copepoda, *Bull. Plankton Soc. Japan Spec. Vol.*: 553-562.
- Osborne, D. 1977. The crayfish, or by any other name, becoming big fishery. *Outdoor California* 38(5): 4-6.
- Osborne, D. 1977. The commercial crayfish market collapse of 1978—will there be a comeback? *Outdoor California* 39(6): 16-17.
- Osburn, R. C. 1944. A Survey of the Bryozoa of Chesapeake Bay. Publ. No. 63, Chesapeake Biological laboratory, Solomons Island, Maryland, 59 pp.
- Osburn, R. C. 1950. Bryozoa of the Pacific coast of America: Part 1, Cheilostomata-Anasca. *Allan Hancock Pac. Exped.* 14 (1): 1-269.

- Osburn, R. C. 1952. Bryozoa of the Pacific coast of America: Part 2, Cheilostomata-Ascophora. *Allan Hancock Pac. Exped.* 14 (2): 271-611.
- Osburn, R. C. 1953. Bryozoa of the Pacific coast of America: Part 3, Cyclostomata, Ctenostomata, Entoprocta, and Addenda. *Allan Hancock Pac. Exped.* 14(3): 613-841.
- Packard, E. L. 1918. Molluscan fauna from San Francisco Bay. *Univ. Calif. Publ. Zool.* 14(2): 199-452.
- Page, G. L. and L. Stenzel. 1975. Aspects of the Ecology of Shorebirds on Bolinas Lagoon. Point Reyes Bird Observatory, Bolinas, 89 pp.
- Page, L. M. and B. M. Burr. 1991. A Field Guide to Freshwater Fishes: North America North of Mexico. Peterson Field Guide Series, Houghton Mifflin, Boston, 432 pp.
- Painter, R. E. 1966. Zoobenthos of San Pablo and Suisun bays. Pages 40-56 in: Kelley, D. W. (ed.), Ecological Studies of the Sacramento-San Joaquin Estuary, Fish Bull. 133, Calif. Dept. of Fish and Game, Sacramento.
- Parsons, J. W. and J. B. Kimsey. 1954. A report on the Mississippi threadfin shad. *The Progressive Fish-Culturalist* 16(4): 179-181.
- Parsons, P. 1980. Invasion by tiny clams halts Arkansas nuclear plant. *The Oak Ridger* (Oak Ridge TN) 18 Sept. 1980.
- Peck, M. E. 1941. A Manual of the Higher Plants of Oregon. Binfords & Mort, Portland, 866 pp.
- Perkins, E. J. 1967. Some aspects of the biology of *Carcinus maenas* (L.). *Trans. Dumfriesshire Galloway Nat. Hist. Antiq. Soc.* (Ser. 3) 44: 47-56.
- Petersen, K. W. 1990. Evolution and taxonomy in capitate hydroids and medusae. *Zool. J. Lond.* 100: 101-231.
- Pickard, A., Grover, A. and F. A. Hall, Jr. 1982. An Evaluation of Predator Composition at Three Locations on the Sacramento River. Interagency Ecological Studies Program for the Sacramento-San Joaquin Estuary, Tech. Rep. 2 (FF/BIO-4ATR/82-2), Calif. Dept. Water Resources, Sacramento, 20 pp.
- Pickard, E. A. 1927. The neuromotor apparatus of *Boveria teredinidi* Nelson, a ciliate from the gills of *Teredo navalis*. *Univ. Calif. Publ. Zool.* 29: 405-428.
- Pilsbry, H. A. and C. W. Johnson. 1894. Notes and news. *Nautilus* 7(12): 144.
- Prashad, B. 1929. Revision of the Asiatic species of the genus *Corbicula*, 3. The species of the genus *Corbicula* from China, southeastern Russia, Tibet, Formosa, and the Philippine Islands. *Mem. Indian Mus.* 9: 49.
- Prenant, M. and G. Bobin. 1956. Faune de France: 60. Bryozoaires, Part 1, Entoproctes, Phylactolèmes, Ctenostomes. Librairie de la Faculté des Sciences, Paris, 398 pp.
- Quayle, D. B. 1938. *Paphia bifurcata*, a new molluscan species from Ladysmith Harbor, British Columbia. *J. Fish. Res. Bd. Can.* a: 53-54.
- Quayle, D. B. 1960. The intertidal bivalves of British Columbia. *B. C. Prov. Mus. Handbook* 17, 104 pp.
- Quayle, D. B. 1964a. Distribution of introduced marine Mollusca in British Columbia waters. *J. Fish. Res. Bd. Canada* 21: 1155-1181.
- Quayle, D. B. 1964b. Dispersal of introduced marine woodborers in British Columbia waters. *C. R. Cong. Internat. Corrosion Mar. Saliss.* (Cannes): 407-412.
- Race, M. S. 1979. Interference competition between native and introduced mudsnails: an experimental study of the dynamics and mechanisms of displacement of *Cerithidea californica* by *Ilyanassa obsoleta*. Ph. D. thesis, Univ. California, Berkeley, 135 pp.

- Race, M. S. 1982. Competitive displacement and predation between introduced and native mud snails. *Oecologia* 54: 337-347.
- Raquel, P. F. 1992. Record of the alligator gar (*Lepisosteus spatula*) from the Sacramento-San Joaquin Delta. *Calif. Fish and Game* 78(4): 169-171.
- Ratchford, S. G. 1995. Changes in the density and size of newly settled clams in Willapa Bay, WA, due to the invasion of smooth cordgrass, *Spartina alterniflora* Loisel. M. S. thesis, Univ. Washington.
- Rathbun, R. 1892. Report on the inquiry respecting food-fishes and the fishing grounds. Rept. U. S. Comm. Fish Fisheries 16: xli-cvii.
- Recher, H. F. 1966. Some aspects of the ecology of migrant shorebirds. *Ecology* 47: 393-407.
- Reed, C. F. 1977. History and distribution of Eurasian watermilfoil in the United States and Canada. *Phycologia* 36: 417-436.
- Rees, J. T. 1982. The hydrozoan *Cladonema* in California: a possible introduction from East Asia. *Pac. Sci.* 36: 439-444.
- Rees, J. T. and C. Hand. 1975. Class Hydrozoa. Pages 65-85 in: Smith, R. I. and J. T. Carlton (eds.), *Light's Manual: Intertidal Invertebrates of the Central California Coast*, 3rd Ed., Univ. California Press, Berkeley, 716 pp.
- Reish, D. J. 1968. Marine Life of Alamitos Bay. Forty-Niner Shops, Inc. Calif. State College, Long Beach, 92 pp.
- Reish, D. J. 1972. Marine Life of Southern California emphasizing Marine Life of Los Angeles-Orange Counties. Forty-Niner Shops, Inc. Calif. State College, Long Beach, 164 pp.
- Reynolds, T. 1993. Lake salt is killing turtles from rites: The beasts are apparent victims of an ancestral Buddhist ritual. *Alameda Times Star* (Alameda CA) April 4, 1993: A-4.
- Ricketts, E. F. and J. Calvin. 1939. *Between Pacific Tides*. Stanford Univ. Press, Stanford, 320 pp.
- Ricketts, E. F., Calvin, J., Hedgpeth, J. W. and D. W. Phillips. 1985. *Between Pacific Tides*, Fifth Edition. Stanford Univ. Press, Stanford, 652 pp.
- Riegel, J. A. 1959. The systematics and distribution of crayfishes in California. *Calif. Fish and Game* 45(1): 29-50.
- Robbins, W. W., Bellue, M. K. and W. S. Ball. 1941. *Weeds of California*. Calif. Dept. Agric. Bull., 491 pp.
- Robertson, A. 1905. Non-incrusting cheilostomatous bryozoa of the west coast of North America. *Univ. Calif. Publ. Zool.* 2(5): 235-322.
- Robertson, A. 1921. Report on a collection of Bryozoa from the Bay of Bengal and other eastern seas. *Rec. Indian Mus. (Calcutta)* Vol. 22, Pt. 1, No. 8.
- Robins, C. R., Bailey, R. M., Bond, C. E., Brooker, J. R., Lachner, E. A., Lea, R. N. and W. B. Scott. 1991. *Common and Scientific Names of Fishes from the United States and Canada*. Amer. Fisheries Soc., Bethesda MD, Spec. Publ. 20, 183 pp.
- Robins, C. R. and G. C. Ray. 1986. *A Field Guide to Atlantic Coast Fishes: North America*. Peterson Field Guide Series, Houghton Mifflin, Boston, 354 pp.
- Roedel, P. M. 1953. Common Ocean Fishes of the California Coast. Calif. Dept. Fish and Game, *Fish Bull.* 91, 184 pp.
- Roginskaya, I. S. 1970. *Tenellia adspersa*, a Nudibranch new to the Azov Sea, with notes on its taxonomy and ecology. *Malacol. Rev.* 3: 167-174.
- Rollins, R. C. 1993. *The Crustiferae of Continental North America*. Stanford Univ. Press, Stanford.

- Ross, A. and W. K. Emerson. 1974. Wonders of Barnacles. Dodd, Mead & Co., New York, 78 pp.
- Rotramel, G. 1972. *Iais californica* and *Sphaeroma quoyanum*, two symbiotic isopods introduced to California (Isopoda, Janiridae and Sphaeromatidae). *Crustaceana*, Suppl. 3: 193-197.
- Rotramel, G. 1975a. Filter feeding by the marine boring isopod *Sphaeroma quoyanum* H. Milne Edwards, 1840 (Isopoda: Sphaeromatidae). *Crustaceana* 28: 7-10.
- Rotramel, G. 1975b. Observations on the commensal relations of *Iais californica* (Richardson, 1904) and *Sphaeroma quoyanum* H. Milne Edwards, 1840 (Isopoda). *Crustaceana* 28: 247-256.
- Round, F. E., Crawford, R. M. and D. G. Mann. 1990. The Diatoms: Biology and Morphology of the Genera. Cambridge Univ. Press, New York, 747 pp.
- Rubissow, A. 1994. Water weed. *Estuary* (San Francisco Estuary Project, Oakland) 3(4): 2.
- Ryan, E. P. 1956. Observations on the life histories and the distribution of the Xanthidae (mud crabs) of Chesapeake Bay. *Amer. Midl. Nat.* 56: 138-161.
- Ryland, J. S. 1970. Bryozoans. Hutchinson University Library, London, 175 pp.
- Ryland, J. S. 1971. Bryozoa (Polyzoa) and marine fouling. Pages 137-154 in: Gareth-Jones, E. B. and S. K. Eltringham (eds.), Marine Borers, Fungi and Fouling Organisms of Wood, Proc. OECD Workshop, Mar. 27-Apr. 3, 1968, OECD, Paris.
- Ryland, J. S. 1974. Bryozoa in the Great Barrier Reef Province. *Proc. 2nd Int. Coral Reef Symp., Brisbane, Oct. 1974* 1: 341-348.
- Sander, N. 1936. Bank fauna, Alameda Estuary. Univ. California, Berkeley, Dept. Zoology, Student Reports, Zoology 112, Vol. II, 11 pp.
- San Francisco Bay Bird Observatory. 1985. Birds of the San Francisco Bay and Delta. Coastal Parks Assoc., Point Reyes CA.
- Sarver, S. K. and D. W. Foltz. 1993. Genetic population structure of a species' complex of blue mussels (*Mytilus* spp.). *Mar. Biol.* 117: 105-112.
- Say, T. 1817. An account of the Crustacea of the United States. *J. Acad. Nat. Sci. Phila.* 1: 57-63.
- Sayce, K. 1988. Introduced Cordgrass, *Spartina alterniflora* Loisel. in Saltmarshes and Tidelands of Willapa Bay, Washington. U. S. Fish and Wildlife Service, 70 pp.
- Scheffer, T. H. 1945. The introduction of *Spartina alterniflora* to Washington with oyster culture. *Leaflet Western Bot.* 4(6): 163-164.
- Schneider, M. R. 1976. Population dynamics of the symbiotic marine isopods, *Sphaeroma quoyanum* and *Iais californica*. M. S. thesis, Biology, San Francisco State Univ., 85 pp.
- Schormann, J., Carlton, J. T. and M. R. Dochoda. 1990. The ship as a vector in biotic invasions. *Trans. Inst. Mar. Engineers (C)* 102: 147-152.
- Schulz, P. D. and D. D. Simons. 1973. Fish species diversity in a prehistoric central California Indian midden. *Calif. Fish and Game* 59(2): 107-113.
- Scofield, N. B. 1917. Horseshoe crab. *Calif. Fish and Game* 3: 134, 136-137.
- Seapy, R. R. 1974. The introduced semelid bivalve *Theora (Endopleura) lubrica* in bays of southern California. *Veliger* 16: 385-387.
- Seed, R. 1992. Systematics evolution and distribution of mussels belonging to the genus *Mytilus*: an overview. *Amer. Malacol. Bull.* 9(2): 123-137.
- Shapovalov, L., Dahl, W. A. and A. J. Cordone. 1959. A revised checklist of the freshwater and anadromous fishes of California. *Calif. Fish and Game* 45: 159-180.

- Shebley, W. H. 1917. History of the introduction of food and game fishes into the waters of California. *Calif. Fish and Game* 3(1): 2-12.
- Sibert, J. 1968. Interactions between detritus, microorganisms, and the mud-snail *Nassarius obsoletus* (Say). Ph. D. thesis, Columbia Univ., 116 pp.
- Sieg, J. 1980. Taxonomische Monographie der Tanaidae Dana, 1849 (Crustacea, Tanaidacea). *Abh. Senckenberg. naturf. Gesell.* 537: 1-267.
- Sieg, J. 1986. Distribution of the Tanaidacea: synopsis of the known data and suggestions on possible distribution patterns. Pages 165-194 in: Gore, R. H. and K. L. Heck (eds.), *Crustacean Biogeography. Crustacean Issues 4*, A. A. Balkema, Rotterdam & Boston, 292 pp.
- Sieg, J. and R. N. Winn. 1981. The Tanaidae (Crustacea: Tanaidae) of California, with a key to the world genera. *Proc. Biol. Soc. Wash.* 94: 315-343.
- Silva, P. C. 1979. The benthic algal flora of central San Francisco Bay. Pages 287-346 in: Conomos, T. J. (ed.), *San Francisco Bay: The Urbanized Estuary. Pacific Div./Amer. Assoc. Adv. Sci.*, San Francisco.
- Sinclair, R. M. 1964. Clam pests in Tennessee water supplies. *J. Amer. Water Works Assoc.* 56: 592-599.
- Skinner, J. E. 1962. An Historical Review of the Fish and Wildlife Resources of the San Francisco Bay Area. Calif. Dept. of Fish and Game, Water Projects Branch Rep. No. 1, 226 pp.
- Skinner, J. E. 1971. *Anguilla* recorded from California. *Calif. Fish and Game* 57(1): 76-79.
- Sorenson, A. 1950. (Letter reprinted) *Min. Conchol. Club So. Calif.* 98 (Mar.): 1-2.
- Smith, H. M. 1896. A review of the history and results of the attempts to acclimatize fish and other water animals in the Pacific states. *Bull. U. S. Fish Comm.* 15 (1895): 379-475.
- Smith, M. H., Britton, J., Burke, P., Chesser, R. K., Smith, M. W. and J. Hagen. 1979. Genetic variability in *Corbicula*, an invading species. Pages 243-248 in: Britton, J. C. (ed.), *Proc. 1st Int'l Corbicula Symp.*, Texas Christian Univ., Fort Worth TX, Oct. 13-15, 1977.
- Smith, S. E. and S. Kato. 1979. The fisheries of San Francisco Bay: past, present and future. Pages 445-468 in: Conomos, T. J. (ed.), *San Francisco Bay: The Urbanized Estuary. Pacific Div., Amer. Assoc. Adv. Sci.*, San Francisco.
- Soule, D. F. and J. D. Soule. 1967. Faunal affinities of some Hawaiian Bryozoa (Ectoprocta). *Proc. Calif. Acad. Sci.* 35: 265-272.
- Soule, J. D. and D. F. Soule. 1977. Fouling and bioadhesion: life strategies of bryozoans. Pages 437-457 in: Woollacott, R. M. and R. L. Zimmer (eds.), *Biology of Bryozoans*, Academic Press, New York.
- Soule, J. D. and D. F. Soule. 1985. Bryozoa from seagrass beds of the northern Saudi Arabian coast: distribution and seasonality. *Bull. So. Calif. Acad. Sci.* 84: 67-75.
- Soule, J. D., Soule, D. F. and D. P. Abbott. 1980. Bryozoa and Entoprocta: the moss animals. Pages 91-107 in: Morris, R. H., Abbott, D. P. and E. C. Haderlie (eds.), *Intertidal Invertebrates of California*, Stanford Univ. Press, Stanford, 690 pp.
- Spencer, W. P. 1932. A gilled oligochaeta *Branchiura sowerbyi* new to America. *Trans. Amer. Microsc. Soc.* 51(4): 267-272.
- Spicher, D. and M. Josselyn. 1985. *Spartina* (Gramineae) in northern California: Distribution and taxonomic notes. *Madroño* 32(3): 158-167.
- Spratt, J. D. 1992. The evolution of California's herring roe fishery: catch allocation, limited entry, and conflict resolution. *Calif. Fish and Game* 78(1): 20-44.
- Stearns, R. E. C. 1894. *Urosalpinx cinereus* in San Francisco Bay. *Nautilus* 8(2): 13-14.
- Stearns, R. E. C. 1899. *Modiola plicatula* Lamarck, in San Francisco Bay. *Nautilus* 13: 86.

- Stearns, R. E. C. 1901. Japanese *Vivipara* in California. *Nautilus* 15(8): 91.
- Stebbins, R. C. 1966. A Field Guide to Western Reptiles and Amphibians. Peterson Field Guide Series, Houghton Mifflin, Boston, 279 pp.
- Steinberg, J. E. 1960. Rare and little-known opisthobranch mollusks from the west coast of North America. *Veliger* 3: 49.
- Stenzel, L. E., Huber, H. R. and G. W. Page. 1976. Feeding behavior and diet of the long-billed curlew and willet. *Wilson Bull.* 88: 314-332.
- Stevens, D. E. 1966. Food habits of striped bass, *Roccus saxatilis*, in the Sacramento-San Joaquin Delta. Pages 68-96 in: Turner, J. L. and D. W. Kelley (eds.), *Ecological Studies of the Sacramento-San Joaquin Delta. Part II: Fishes of the Delta*, Calif. Dept. of Fish and Game, *Fish Bull.* 136, 168 pp.
- Stevens, D. E. 1972. American shad. Pages 52-54 in: Skinner, J. E. (ed.), *Ecological Studies of the Sacramento-San Joaquin Estuary*, Calif. Dept. of Fish and Game, Delta Fish and Wildlife Protection Study Rep. No. 8, 94 pp.
- Steward, A. N., Dennis, L. R. J. and H. M. Gilkey. 1963. Aquatic Plants of the Pacific Northwest with Vegetative Keys. Oregon State Univ. Press, Corvallis, 261 pp.
- Storer, T. I. 1922. The eastern bullfrog in California. *Calif. Fish and Game* 8: 219-224.
- Storer, T. I. 1933. Frogs and their commercial use. *Calif. Fish and Game* 19: 203-213.
- Strayer, D. 1990. Aquatic Oligochaeta Pages 373-397 in: Peckarsky, B. L., P. R. Fraissinet, M. A. Penton and D. J. Conklin, Jr. (eds.), *Freshwater Macroinvertebrates of Northeastern North America*. Cornell Univ. Press, Ithaca, 442 pp.
- Stubbings, H. G. 1961. Fouling and antifouling. *Res. Applied in Industry* 14(8): 309-314.
- Stuckey, R. L. 1979. Distributional history of *Potamogeton crispus* (curly pondweed) in North America. *Bartonia* 46: 22-42.
- Sullivan, R. 1994. Reed with roots in Hell. *Terrain* (Ecology Center, Berkeley), Oct. 1994: 9.
- Sutton, J. E. 1981. Shellfish resources of Eastern San Francisco Bay: Distribution, Abundance, Public Access and Use. Report for the East Bay Municipal Utility District, Oakland. Jefferson Assoc., San Francisco, 169 pp.
- Swenson, R. O. and S. A. Matern. 1995. Interactions between two estuarine gobies, the endangered tidewater goby (*Eucyclogobius newberryi*) and a recent Delta invader, the shimofuri goby (*Tridentiger bifasciatus*). A paper presented at the California-Nevada Chapter Meeting, Amer. Fisheries Soc., Napa CA, Feb. 3, 1995.
- Takekawa, J. 1993. The California clapper rail: Turning the tide? *Tideline* (East Bay Regional Park District) 13(2): 1-3, 11.
- Tamasi, J. 1995. Distribution of the introduced plant, *Salsola soda*, in San Francisco Bay. Pages 3-19 in: Sloan, D., Christensen, M. and D. Kelso (eds.), *Environmental Issues: From a Local to a Global Perspective*. Environmental Sciences Group Major, Univ. California, Berkeley, 330 pp.
- Taylor, D. W. 1981. Freshwater mollusks of California: a distributional checklist. *Calif. Fish and Game* 67(3): 140-163.
- Taylor, W. R. 1957. Marine algae of the northeastern coast of North America. Univ. Michigan Press, Ann Arbor, 509 pp.
- Thomas, J. H. 1975. *Salsola soda* L. (Chenopodiaceae) in central California. *Madroño* 23(2): 95.
- Thomas, J. L. 1967. The diet of juvenile and adult striped bass, *Roccus saxatilis*, in the Sacramento-San Joaquin River system. *Calif. Fish and Game* 53(1):49-62.

- Thomas, L. and L. Anderson. 1983. Water hyacinth control in California (unpublished ms.).
- Thompson, J. and F. H. Nichols. 1981. Benthic macrofaunal biomass of San Francisco Bay, California. U. S. Geological Survey, Open File Rep. 81-1331, Menlo Park.
- Thompson, J. and F. H. Nichols. 1988. Food availability controls seasonal cycle of growth in *Macoma balthica* (L.) in San Francisco Bay, California. *J. Exp. Mar. Biol. Ecol.* 116: 43-61.
- Thompson, J. D. 1991. The biology of an invasive plant. *BioScience* 41: 393-401.
- Toriumi, M. 1944. Brackish water Bryozoa. *Dobutugaku Zasshi (Zoological Magazine)* 56: 20-25 (in Japanese).
- Torrey, H. B. 1902. The Hydroida of the Pacific Coast of North America. *Univ. Calif. Publ. Zool.* 1: 1-104.
- Torrey, J. 1843. Natural History of New York: A Flora of the State of New York. Carroll and Cook, Albany NY.
- Townsend, C. H. 1893. Report of observations respecting the oyster resources and oyster fishery of the Pacific Coast of the United States. U. S. Fish Comm., *Fisheries Rep.* 17: 343-372.
- Turgeon, D. T., Bogan, A. E. Coan, E. V. Emerson, W. K. Lyons, W. G. Pratt, W. L. Roper, C. F. E. Scheltema, A. Thompson, F. G. and J. D. Williams. 1988. Common and Scientific Names of Aquatic Invertebrates from the United States and Canada: Mollusks. American Fisheries Society, Spec. Publ. 16, 277 pp.
- Turner, J. L. 1966a. Distribution and food habits of ictalurid fishes in the Sacramento-San Joaquin Delta. Pages 130-143 in: Turner, J. L. and D. W. Kelley (eds.), Ecological Studies of the Sacramento-San Joaquin Delta. Part II: Fishes of the Delta, Calif. Dept. of Fish and Game, *Fish Bull.* 136, 168 pp.
- Turner, J. L. 1966b. Distribution and food habits of centrarchid fishes in the Sacramento-San Joaquin Delta. Pages 144-153 in: Turner, J. L. and D. W. Kelley (eds.), Ecological Studies of the Sacramento-San Joaquin Delta. Part II: Fishes of the Delta, Calif. Dept. of Fish and Game, *Fish Bull.* 136, 168 pp.
- Turner, J. L. 1966c. Distribution and food habits of cyprinid fishes in the Sacramento-San Joaquin Delta. Pages 154-159 in: Turner, J. L. and D. W. Kelley (eds.), Ecological Studies of the Sacramento-San Joaquin Delta. Part II: Fishes of the Delta, Calif. Dept. of Fish and Game, *Fish Bull.* 136, 168 pp.
- Turner, J. L. 1966d. Distribution of threadfin shad, *Dorosoma petenense*; tule perch, *Hysterocarpus traskii*; sculpin spp, and crayfish spp. in the Sacramento-San Joaquin Delta. Pages 160-168 in: Turner, J. L. and D. W. Kelley (eds.), Ecological Studies of the Sacramento-San Joaquin Delta. Part II: Fishes of the Delta, Calif. Dept. of Fish and Game, *Fish Bull.* 136, 168 pp.
- Turner, R. D. 1966. A survey and illustrated catalogue of the Teredinidae (Mollusca: Bivalvia). Mus. Comp. Zool., Harvard Univ., Cambridge, 265 pp.
- USBR. 1983. Central Valley Fish and Wildlife Management Study: Predation of Anadromous Fish in the Sacramento River, California. U. S. Bureau of Reclamation, 71 pp.
- US Commerce Dept. 1975. Historical Statistics of the United States: Colonial Times to 1970. U. S. Dept. of Commerce, Washington, DC.
- US Commerce Dept. 1984. Statistical Abstracts of the United States, 104th Edition. U. S. Dept. of Commerce, Washington, DC.
- US Commerce Dept. 1993. Statistical Abstracts of the United States, 113th Edition. U. S. Dept. of Commerce, Washington, DC.
- US Federal Register. 1991. Coast Guard: International Maritime Organization ballast water control guidelines. U. S. Federal Register 58(239):64831-64836.

- US Navy. 1951. Report on marine borers and fouling organisms in 56 important harbors and tabular summaries of marine borer data from 160 widespread locations. U. S. Bureau of Yards and Docks, Dept. Navy, Washington (NAVDOKS TP-Re-1), 327 pp.
- Uye, S. and K. Sano. 1995. Seasonal reproductive biology of the small cyclopoid copepod *Oithona davisae* in a temperate eutrophic inlet. *Mar. Ecol. Prog. Ser.* 118: 121-128.
- Vaas, K. F. 1978. Immigrants among the animals of the delta-area of the SW. Netherlands. *Hydrol. Bull.* 9: 114-119.
- Vail, L. L. and R. E. Wass. 1981. Experimental studies on the settlement and growth of bryozoa in the natural environment. *Aust. J. Freshwater Res.* 32: 639-656.
- Van Soest, R. W. M. 1976. First European record of *Haliclona loosanoffi* Hartman, 1958 (Porifera, Haplosclerida), a species hitherto known only from the New England coast (U.S.A.). *Beaufortia* 316: 177-187.
- Vassallo, M. T. 1969. The ecology of *Macoma inconspicua* (Broderip and Sowerby, 1829) in central San Francisco Bay. Part I. The vertical distribution of the *Macoma* community, *Veliger* 11: 223-234.
- Verrill, A. E. 1898. Descriptions of new American actinians, with critical notes on other species, I. *Amer. J. Sci.* (4) 6: 493-498.
- Vervoort, W. 1968. Report on a collection of Hydroida from the Caribbean region, including an annotated checklist of Caribbean hydroids. *Zoologische Verhandelingen* 92: 3-124.
- Visscher, J. P. 1928. Nature and extent of fouling of ships' bottoms. *Bull. Bur. Fish.* 43(2): 193-252.
- Vogelsang, C. A. 1931. Early history of introduction and distribution of spiny-rayed fishes in California waters. *Calif. Fish and Game* 17: 238-240.
- Wasson, K. and S. A. Shepherd. 1995. Nodding heads (Phylum Kamptozoa or Entoprocta). Chapter 17 in: Shepherd, S. A. (ed.), *Marine Invertebrates of Southern Australia, Part 3*, Government Press, Adelaide (in press).
- Weiss, C. M. 1947. The comparative tolerances of some fouling organisms to copper and mercury. *Biol. Bull.* 93(1): 56-63.
- Werner, I. and J. T. Hollibaugh. 1993. *Potamocorbula amurensis*: comparison of clearance rates and assimilation efficiencies for phytoplankton and bacterioplankton. *Limnol. Oceanogr.* 38(5): 949-964.
- Wernette, F. G. 1986. 1981 Suisun Marsh Vegetation Survey. Interagency Ecological Studies Program for the Sacramento-San Joaquin Estuary, Tech. Rep. 10 (SM/BIO-4ATR/87-10), 27 pp.
- Whitlatch, R. B., Osman, R. W., Frese, A., Malatesta, R., Mitchell, P. and L. Sedgwick. 1995. The ecology of two introduced ascidians and their affects on epifaunal organisms in Long Island Sound. Pages 29-48 in: Balcom, N. (ed.), *Proc. Northeast Conf. Non-Indigenous Aquat. Nuisance Species* (Publ. No. CT-SG-95-04). Connecticut Sea Grant, Univ. Conn., Groton CT, 89 pp.
- WHOI. 1952. Marine Fouling and its Prevention. Woods Hole Oceanogr. Inst. Contr. No. 580, U. S. Naval Inst., Annapolis MD, 388 pp.
- Wicksten, M. K. 1978. Checklist of marine mollusks at Coyote Point Park, San Francisco Bay, California. *Veliger* 21(1): 127-130.
- Wilcove, D., Bean, M. and P. C. Lee. 1992. Fisheries management and biological diversity: Problems and opportunities. Pages 373-383 in: Williams, J. E. and R. J. Neves (chairs), *Biological Diversity in Aquatic Management*, Spec. Sess. 6, Trans. 57th N. Amer. Wildl. Nat. Res. Conf.
- Williams, A. B. 1986. Mud shrimps, *Upogebia*, from the Eastern Pacific (Thalassinioidea: Upogebiidae). *San Diego Soc. Nat. Hist. Mem.* 14: 1-60.

- Williams, A. B., Abele, L. G., Felder, D. L., Hobbs, H. H., Jr., Manning, R. B., McLaughlin, P. A. and I. P. Farfante. 1989. Common and Scientific Names of Aquatic Invertebrates from the United States and Canada: Decapod Crustaceans. American Fisheries Society, Spec. Publ. 17, 77 pp.
- Williams, L. 1929. Notes on the feeding habits and behavior of the California Clapper Rail. *Condor* 31(2): 52-56.
- Winston, J. E. 1982. Marine bryozoans (Ectoprocta) of the Indian River area (Florida). *Bull. Amer. Mus. Nat. Hist.* 173: 99-176.
- Wisely, B. 1958. The settling and some experimental reactions of a bryozoan larva, *Watersipora cucullata* (Busk). *Austral. J. Mar. Freshw. Res.* 9: 362-371.
- Wolfert, D. R. and J. K. Hiltunen. 1968. Distribution and abundance of the Japanese snail, *Viviparus japonicus*, and associated macrobenthos in Sandusky Bay, Ohio. *Ohio J. Sci.* 68(1): 32-40.
- Wood, W. M. 1892. *Paludina japonica* Mart. for sale in the San Francisco Chinese markets. *Nautilus* 5(10): 114-115.
- Woodard, C. 1991. Ravenous, large gar fished out of Delta. *Stockton Record* (Stockton CA) October 12, 1991: A2.
- Woodard, C. 1992. Pike found in river may scarf down delta fish. *Stockton Record* (Stockton CA) July 15, 1992.
- Woodruff, D. S., Kijvirija, V. and E. S. Upatham. 1993. Genetic relationships among Asian *Corbicula*: Thai clams are referable to topotypic Chinese *Corbicula fluminea*. *Amer. Malacol. Bull.* 10(1): 51-53.
- Woollacott, R. M., Pechenik, J. A. and K. M. Imbalzano. 1989. Effects of duration of larval swimming period on early colony development in *Bugula stolonifera* (Bryozoa: Cheilostomata). *Mar. Biol.* 102: 57-63.
- Yeo, R. R. and W. B. McHenry. 1977. Hydrilla, a new noxious aquatic weed in California. *Calif. Agric.* 31(10): 4-5.
- Zullo, V. A., Beach, D. B. and J. T. Carlton. 1972. New barnacle records (Cirripedia, Thoracica). *Proc. Calif. Acad. Sci.* 39(6) 65-74.

APPENDIX 1(A). INTRODUCED TERRESTRIAL PLANTS, BIRDS AND MAMMALS REPORTED FROM THE SAN FRANCISCO ESTUARY.

Native Range:	N - North S - South	n - northern s - southern	e - eastern w - western
Listed in:	D1 Madrone Assoc. (1980), reported in the Sacramento-San Joaquin Delta D2 Herbold & Moyle (1989), Appendix A: Vascular Plants of the Sacramento-San Joaquin Delta TM Atwater et al. (1979), Table 3: Common Introductions in Tidal Marshes of the San Francisco Bay Area GL Mills et al. (1993), nonindigenous aquatic plants and algae of the Great Lakes HR Mills et al. (1995), nonindigenous organisms in the Hudson River		

Species	Common Name	Native Range	Listed in:
PLANTS			
Vascular Plants			
<u>Dicotyledones</u>			
<i>Apium graveolens</i>	celery	Eurasia	TM
<i>Atriplex semibaccata</i>	Australian salt bush	Australia	D2, TM
<i>Carpobrotus edulis</i>	iceplant	s Africa	D2
<i>Chenopodium album</i>	lambs' quarters	Europe	TM
<i>Cirsium vulgare</i>	bull thistle	Europe	D1, D2, TM
<i>Conium maculatum</i>	poison hemlock	Europe	D1, D2, TM (GL)
<i>Cotula australis</i>		Australia	TM
<i>Dipsacus fullonum</i>	wild teasel	Europe	TM
<i>Foeniculum vulgare</i>	fennel	s Europe	D1, D2, TM
<i>Melilotus alba</i>	white sweetclover	Eurasia	D1, D2, TM
<i>Mentha arvensis</i>		Europe? e N America?	
<i>Mentha x piperita</i>	peppermint	Europe	TM (GL, HR)
<i>Phyla nodiflora</i>	mat-grass	S America	D1, D2, TM
<i>Plantago major</i>	common plantain	Europe	TM
<i>Rumex crispus</i>	curly dock	Eurasia	D1, D2, TM (HR)
<i>Solanum dulcamara</i>	bittersweet	n Eurasia	TM (GL, HR)
<i>Solanum nigrum</i>			
or <i>americanum</i>	nightshade	Eurasia or S America	D2, TM (HR)
<i>Tamarix</i> sp.	tamarisk	Europe, Asia or Africa	D2
<i>Tetragonia tetragonioides</i>	New Zealand spinach	New Zealand, Australia	
<i>Veronica anagallis-aquatica</i>	water speedwell	Europe	D2
<u>Monocotyledones</u>			
<i>Arundo donax</i>	giant reed	Europe	D1, D2
<i>Bromus diandrus</i>	ripgut grass	Eurasia	D1, D2, TM
<i>Bromus hordeaceus</i>	soft chess	Eurasia	TM
<i>Cortaderia selloana</i>	pampas grass	e S America	D1, D2, TM
<i>Echinochloa crus-galli</i>	barnyard grass	Eurasia and Africa	D1 (GL, HR)
<i>Festuca pratensis</i>	meadow fescue	Europe	TM
<i>Hordeum murinum</i>	hare barley	Europe	TM
<i>Polypogon monspeliensis</i>	rabbit's-foot grass	s & w Europe	D1, D2, TM

Species	Common Name	Native Range
VERTEBRATES		
Birds		
<i>Columba livia</i>	pigeon, rock dove	Eurasia
<i>Passer domesticus</i>	house sparrow	Eurasia
<i>Phasianus colchicus</i>	ring-necked pheasant	Asia
<i>Sturnus vulgaris</i>	starling	Eurasia
Mammals		
<i>Felis felis</i>	cat	Eurasia
<i>Mus musculus</i>	house mouse	Eurasia
<i>Rattus norvegicus</i>	Norway rat	Eurasia
<i>Vulpes vulpes</i>	red fox	e & midw N America

APPENDIX 1(B). DESCRIPTIONS OF INTRODUCED TERRESTRIAL PLANTS REPORTED FROM THE SAN FRANCISCO ESTUARY

Dicotyledones

Apium graveolens Linnaeus [APIACEAE]

CELERY

Celery is a native of Eurasia, widely cultivated and commonly naturalized in wet places at low elevations in California (Jepson, 1951; Munz 1959; Hickman, 1993). It is listed by Atwater et al. (1979) as common in tidal marshes of the San Francisco Estuary.

Atriplex semibaccata R. Br. [CHENOPODIACEAE]

AUSTRALIAN SALT BUSH

Australian saltbush, drought-resistant and adapted to alkaline soils, was introduced to the United States as a forage plant according to Robbins et al. (1941), although Spicher & Josselyn (1985) say that it was introduced in ships' ballast. It is commonly found in waste places, shrubland and woodland throughout most of California (except for parts of the Cascade Range and Sierra Nevada), to Utah, Texas and northern Mexico (Hickman, 1993). Atwater et al. (1979) list it as common in tidal marshes in all parts of the San Francisco Estuary, and it is reported as occasional in the Delta (Madrone Assoc., 1980; Herbold & Moyle, 1989). We've observed it just above and occasionally below the highest tidemarks in San Francisco Bay saltmarshes, on dikes and on riprapped banks.

Carpobrotus edulis (Linnaeus) N. E. Br. [AIZOACEAE]

SYNONYMS: *Mesembryanthemum edule*

ICEPLANT, SEA FIG

Native to South Africa, iceplant was introduced into the United States in the early 1900s for erosion control along railroad tracks and has been extensively planted along highways, on sand dunes and in high fire-risk areas. Its fruits have been widely dispersed from planted areas by several native mammals, and it is now common and naturalized along much of the California and Mexican coasts, where it may compete with native species, including several threatened or endangered plants (Jepson, 1951; Munz, 1959; D'Antonio, 1993; Hickman, 1993; Albert, 1995). We

have often seen it at the margins of salt marshes, with some plants occasionally below the level of the highest tides.

Chenopodium album Linnaeus, 1753 [CHENOPODIACEAE]

LAMB'S QUARTERS, PIGWEED

A native of Europe, lamb's quarters is a common weed in waste and fallow places and along roadsides, widely distributed over North America and other temperate regions of the world (Munz, 1959; Hickman, 1993), and reported in California by Robbins et al. (1941) as an important host plant of the beet leafhopper. In Suisun Marsh it was found at 8 of 48 sites in a 1989 survey. In 1987, pickleweed, saltgrass and lamb's quarters comprised the principal vegetation at one site in the marsh (Herrgesell, 1990). Atwater et al. (1979) listed it as a common introduction in the tidal marshes of the San Francisco Estuary.

Cirsium vulgare (Savi) Ten. [ASTERACEAE]

BULL THISTLE, COMMON THISTLE

Bull thistle is native to Europe, and is an aggressive weed in North America common in waste places (Munz, 1959; Hickman, 1993). It is listed by Atwater et al. (1979) as common in tidal marshes of the San Francisco Estuary, and is reported as common in the Delta (Madrone Assoc., 1980; Herbold & Moyle, 1989).

Conium maculatum Linnaeus [APIACEAE]

POISON HEMLOCK

Poison hemlock is a native of Europe and was established in North America by 1818 (Nuttall, 1818). It is common in moist, disturbed ground at low elevations in California (Jepson, 1951; Munz 1959; Hickman, 1993). It is listed by Atwater et al. (1979) as common in tidal marshes of the San Francisco Estuary, and is reported as occasional in the Delta (Madrone Assoc., 1980; Herbold & Moyle, 1989).

Cotula australis (Sieber) Hook. f. [ASTERACEAE]

This Australian plant was initially reported in California as occurring "along the streets of many of our towns and cities" including Berkeley, Oakland and San Francisco (Robbins et al., 1941; Jepson, 1951). Munz (1959) describes it as a "very common and troublesome weed about gardens, city lots, etc." Hickman (1993) reports it as a common weed at low elevations "in urban coastal areas." Atwater et al. (1979) list it as common in tidal marshes of the San Francisco Estuary.

Dipsacus fullonum Linnaeus [DIPSACACEAE]

WILD TEASEL, FULLER'S TEASEL

A native of Europe, wild teasel is commonly found at roadsides and in pastures, old fields and other waste places, and occasionally at moist sites, more-or-less throughout cismontane California including the San Francisco Bay Area (Jepson, 1951; Munz, 1959; Hickman, 1993). Atwater et al. (1979) list it as common in tidal marshes of the San Francisco Estuary.

Foeniculum vulgare Miller [APIACEAE]

FENNEL, SWEET FENNEL

Fennel is native to southern Europe and widely escaped from cultivation in the western hemisphere. It is commonly found on roadsides and in waste places at low elevations (Jepson, 1951; Munz 1959; Hickman, 1993). It is listed by Atwater et al. (1979) as common in tidal marshes of the San Francisco Estuary, and is reported as common in the Delta (Madrone Assoc., 1980; Herbold & Moyle, 1989).

Melilotus alba Medikus [FABACEAE]

WHITE SWEETCLOVER

SYNONYMS: *Melilotus albus*

This native of Eurasia is abundantly naturalized in disturbed sites in the northern United States and southern Canada. It is locally abundant in damp places in much of California (Jepson, 1951; Munz, 1959; Hickman, 1993). It is listed by Atwater et al. (1979) as common in tidal marshes of the San Francisco Estuary, and is reported as common in the Delta (Madrone Assoc., 1980; Herbold & Moyle, 1989).

Mentha arvensis Linnaeus [LAMIACEAE]

Munz (1959) reported this plant as occurring in California in "several forms that are questionable as to whether native here," Hickman (1993) states "some plants sterile; some plants naturalized from Europe," while Mills et al. (1995) describe it as a native North American mint. Jepson (1951) called *Mentha arvensis* the "tule-mint," common in marshes and meadows, and Hickman (1993) reports it from moist areas, stream banks and lake shores through much of California. Atwater (1980) reported it from the bank of an islet at Sand Mound Slough in the Delta.

Mentha x piperita Linnaeus [LAMIACEAE]

PEPPERMINT

SYNONYMS: *Mentha piperita*
Mentha citrata

Hickman (1993) describes this plant as a generally sterile hybrid of *M. aquatica* and *M. spicata*, which propagates asexually via underground shoots (Mills et al., 1993). A native of Europe, peppermint was reported in New York by 1843 (Torrey, 1843). It is widely cultivated for its oil and is commonly escaped in Canada, the eastern United States, and California, where it is found in fields and wet places (Jepson, 1951; Mason, 1957; Munz, 1959; Hickman, 1993). It is listed by Atwater et al. (1979) as common in tidal marshes of the San Francisco Estuary.

Phyla nodiflora (Linnaeus) Greene var. *nodiflora* [VERBENACEAE]

MAT-GRASS, GARDEN LIPPIA

SYNONYMS: *Phyla nodiflora* var. *reptans*
Lippia nodiflora var. *rosea*
Lippia nodiflora var. *canescens*
Lippia nodiflora var. *reptans*
Lippia filiformis
Zappania nodiflora var. *reptans*

Naturalized from South America, mat-grass has been planted as groundcover and to resist erosion on levees. It is well established in low elevation wet places, ditches and fields in many parts of California including the Central Valley and the Bay Area (Jepson, 1951; Mason, 1957; Munz, 1959; Hickman, 1993). In the Delta it has been variously listed as especially common in the region (Robbins et al., 1941), common in tidal marshes (Atwater et al., 1979), and uncommon (Madrone Assoc., 1980; Herbold & Moyle, 1989).

Plantago major Linnaeus [PLANTAGINACEAE]

COMMON PLANTAIN, WHITE MAN'S FOOT

Naturalized from Europe, common plantain is a weed of damp waste places (Jepson, 1951; Munz, 1959; Hickman, 1993). Atwater et al. (1979) list it as common in tidal marshes of the San Francisco Estuary.

Rumex crispus Linnaeus [POLYGONACEAE]

CURLY DOCK, YELLOW DOCK

Native to Eurasia, curly dock was reported from New York by 1843 (Torrey, 1843) and is now an abundant weed throughout North America including California (Jepson, 1951; Munz, 1959; Hickman, 1993). It was apparently introduced to California prior to 1769, as it is found embedded in the adobe bricks of buildings of that age (Crosby, 1986, p. 152). Atwater et al. (1979) list it as common in San Pablo and Suisun Bay tidal marshes in 1975 but not in 1977. Madrone Assoc. (1980) list it as common in most moist or seasonally ponded habitats in the Delta, and Herbold & Moyle (1989) list it as common in the Delta.

Solanum dulcamara Linnaeus [SOLANACEAE]

BITTERSWEET, CLIMBING NIGHTSHADE

This member of the nightshade genus is native to northern Eurasia and was imported to North America from Europe as a remedy for rheumatism and scurvy (Torrey, 1843). It escaped and become established by 1818 (Nuttall, 1818) and is now found through much of the United States and Canada. In California it grows in moist places and marshes at low elevations along the central coast and in the Bay Area (Munz, 1959; Hickman, 1993). It is listed by Atwater et al. (1979) as common in tidal marshes of the San Francisco Estuary.

Solanum americanum or *Solanum nigrum* Miller [SOLANACEAE]

SMALL-FLOWERED NIGHTSHADE or BLACK NIGHTSHADE

SYNONYMS: see below

The plant listed by Herbold & Moyle (1989) as *Solanum nodiflorum*, present in the Delta, and by Atwater et al. (1979) as *Solanum nodifolium* (possibly a typographic error), common in tidal marshes of the San Francisco Estuary, might refer to either or both of *S. americanum* or *S. nigrum*. Munz (1959) lists *S. nigrum* of authors as a synonym of *S. nodifolium*. Hickman (1993) lists *S. nigrum* as a native of Eurasia, found in low elevation disturbed sites and damp fields in cismontane California, including the Bay Area, and "expected elsewhere." It was reported from New York by 1843 (Torrey, 1843), where it may have either escaped from cultivation or been transported in solid ballast, as it was found on ballast dumping grounds in New York City (Brown, 1880). It is now reported as common in the eastern United States and from California to Washington.

Although treating *S. americanum* as a native, Hickman (1993) states that it might be an early introduction from South America, listing *S. nodiflorum* Jacq. as a synonym.

Tamarix spp. [TAMARICACEAE]

TAMARISK, SALT CEDAR

Jepson (1951) lists one species of tamarisk in California, Mason (1957) lists three, Munz (1959) lists four, Munz (1968) lists seven, and Hickman (1993) lists five. All of these are native to Europe, Asia or Africa. Jepson (1951) reported French tamarisk, *Tamarix gallica*, from White Sulphur Creek in the Napa Valley; Mason (1957) and Munz (1959) reported African athel, *Tamarix aphylla*, planted and occasionally escaped in the Sacramento and San Joaquin valleys; and Herbold & Moyle (1989) reported *Tamarix* sp. from the Delta. Dudley & Collins (1995) describe an infestation of tamarisk covering several thousand acres of riparian and upland areas near the Kern National Wildlife Refuge in the Central Valley, and note *T. chilensis*, *T. ramosissima*, *T. gallica* and *T. parviflora* as introduced species posing a serious, documented threat to sensitive species or ecosystems in California.

Tetragonia tetragonoides (Pallas) Kuntze [AIZOACEAE]

SYNONYMS: *Tetragonia expansa* Murray

NEW ZEALAND SPINACH

Kozloff (1983) reported this plant as well established in California and southern Oregon, "found at the edges of salt marshes and bay shores, but decidedly above the high-tide mark." We have found it at and above the high-tide line in San Francisco Bay, often growing in among riprap, and rarely on bare soil below the high-tide line. Hickman (1993) reports it common on sand dunes, bluffs and the margins of coastal wetlands throughout coastal California. It's native range includes New Zealand, Australia and possibly other locations in Southeast Asia. It reportedly can be cooked & eaten like spinach.

Veronica anagallis-aquatica Linnaeus [SCROPHULARIACEAE]

WATER SPEEDWELL

A native of Europe and widely naturalized in North and South America, water speedwell is occasionally found in wet meadows, on stream banks or in slow streams in California (Munz, 1959; Hickman, 1993). Herbold & Moyle (1989) report it

from the Delta. Sterile hybrids with chain speedwell, *Veronica catenata*, have been found in some mixed populations (Hickman, 1993).

Monocotyledones

Arundo donax Linnaeus [POACEAE]

GIANT REED, CARRIZO

Giant reed is native to Europe (it is the reed from which reed instruments are made) and is found at moist sites, such as ditches, streams or seeps, at low elevations in cismontane and desert California (Munz, 1959; Hickman, 1993). Jepson (1951) reported it "escaped along irrigation ditches" in central and southern California. It is reported as occasional on herbaceous banks in the Delta (Madrone Assoc., 1980; Herbold & Moyle, 1989), and Atwater (1980) recorded it from the bank of an islet at Sand Mound Slough in the Delta. Although it has been planted along river banks for erosion control, it is an invasive weed in some riparian areas in California and the Nature Conservancy has organized a pilot project to control it with herbicides in Riverside County (Sullivan, 1994).

Bromus diandrus Roth [POACEAE]

SYNONYMS: *Bromus rigidus* Roth.

Bromus diandrus var. *gussonei*

RIPGUT GRASS

Ripgut grass is native to Eurasia. It is widely distributed in open, generally disturbed places and fields in California, and is also known from British Columbia and South America (Hickman, 1993). Atwater et al. (1979) list Gussone's ripgut grass as common in the landward fringes of tidal marshes around San Pablo and Suisun bays, and Madrone Assoc. (1980) and Herbold & Moyle (1989) report it as from the Delta.

Bromus hordeaceus Linnaeus [POACEAE]

SYNONYMS: *Bromus mollis* Linnaeus

SOFT CHESS

Soft chess is native to Eurasia, and widely distributed in the western hemisphere in open, often disturbed places (Hickman, 1993). It is listed by Atwater et al. (1979) as common in the landward fringes of tidal marshes around San Pablo and Suisun bays.

Cortaderia selloana (Schultes) Asch. & Graebner [POACEAE]

PAMPAS GRASS

Pampas grass is a native of eastern South America, escaped from cultivation in coastal California and the southern U. S. and common in disturbed places at low elevation, including the Bay Area (Munz, 1959; Hickman, 1993). Atwater et al. (1979) list it as common in tidal marshes, mainly in the Delta, and others report it as common in the Delta (Madrone Assoc., 1980; Herbold & Moyle, 1989). The somewhat similar *C. jubata*, also reported from the Bay Area, is highly invasive.

Echinochloa crusgalli (Linnaeus) Beauv. [POACEAE]

BARNYARD GRASS, WATER GRASS

Native to Eurasia and Africa, this plant is now found worldwide in fields, on roadsides and in wet sites (Munz, 1959; Hickman, 1993). It was reported from New York by 1803, possibly having escaped from cultivation as livestock fodder and grain (Mills et al., 1993). Robbins et al. (1941) reported it as "the most troublesome weed in California rice fields," present since the start of the rice industry, and found in all agricultural sections of the state and along streams and ditches. Madrone Assoc. (1980) described it as a typical member of the nontidal freshwater marsh community in the Delta, and Atwater (1990) found it on the banks of 4 out of 6 islets surveyed in the Delta. A single plant may produce as many as 40,000 seeds (Robbins et al., 1941).

Festuca pratensis Hudson [POACEAE]

SYNONYMS: *Festuca elatior* Linnaeus

MEADOW FESCUE

Native to Europe, meadow fescue is grown for forage and is found escaped from cultivation in fields and waste places in the eastern U. S. and most of California. (Munz, 1959; Hickman, 1993). Atwater et al. (1979) list it as common in the landward fringes of tidal marshes around San Pablo and Suisun bays.

Hordeum murinum Linnaeus ssp. *lepinorum* (link) Arcang. [POACEAE]

SYNONYMS: *Hordeum lepinorum* Link

HARE BARLEY

Hare barley is native to Europe and is found in moist, generally disturbed sites in eastern U. S., northern Mexico, British Columbia, and California (Munz, 1959; Hickman, 1993). Atwater et al. (1979) list it as common in the landward fringes of tidal marshes around San Pablo and Suisun bays.

Polypogon monspeliensis (Linnaeus) Desf. [POACEAE]

RABBIT'S-FOOT GRASS, ANNUAL BEARD GRASS

Rabbit's-foot grass is native to southern and western Europe and widespread and common in North America including California, along streams and ditches and in other moist places (Munz, 1959; Hickman, 1993). It is listed by Atwater et al. (1979) as common in the landward fringes of tidal marshes around San Pablo and Suisun bays, and it is reported as common in the Delta (Madrone Assoc., 1980; Herbold & Moyle, 1989).

APPENDIX 1(C). DESCRIPTIONS OF INTRODUCED TERRESTRIAL MAMMALS REPORTED FROM THE SAN FRANCISCO ESTUARY

Felis felis

HOUSE CAT

In the South Bay, feral cats have frequently been observed foraging in salt marshes, along salt pond levees, and wading at the edge of tidal sloughs (Foerster & Takekawa, 1991). Feral cats may be a major predator of small birds and mammals. An analysis of stomach contents of feral cats in the Sacramento Valley found occasional remains of waterfowl including pintail ducks, mallard or closely related ducks, coot, and a green heron (Hubbs, 1951). They have killed adult light-footed clapper rails (Foerster & Takekawa, 1991) and at least one California clapper rail (Takekawa, 1993).

The San Francisco Bay National Wildlife Refuge in the South Bay began a predator management program in May, 1991 that includes the removal of feral cats. (Takekawa, 1993).

Mus musculus

HOUSE MOUSE

The house mouse is native to Europe. It is common in the Delta in riparian habitats (Herbold & Moyle, 1989), and in salt and brackish marsh in San Francisco Bay (Josselyn, 1983; Harvey et al., 1992; BDOC, 1994).

Rattus norvegicus

NORWAY RAT

The Norway rat is native to Europe, and was established in many areas in California by the mid-1880s (BDOC, 1994). It is common in the Delta in riparian and marsh areas (Herbold & Moyle, 1989), and in San Francisco Bay in salt and brackish marsh and diked areas (de Groot, 1927; Foerster & Takekawa, 1991; Harvey et al., 1992). Norway rats will feed in salt marshes, where they are often observed during the highest winter tides (Josselyn, 1983; Foerster & Takekawa, 1991).

De Groot (1927) listed the Norway rat as the third most important factor in the decline of the California clapper rail (after the destruction of marshes and hunting), stating that "the Clapper Rail has no more deadly enemy than this sinister fellow. No rail dares nest on a marsh area which has been dyked, for as surely as she does this vicious enemy will track her down and destroy the eggs. Many nests have I

found bearing mute evidence of the fact that some luckless rail had gambled her skill at nest-hiding against the cunning of the Norway rat, only to have her home destroyed." Foerster & Takekawa (1991) report that "rats have been identified as clapper rail egg predators by several investigators." Josselyn (1983) suggests that cordgrass may support higher densities of clapper rail in part because of the greater protection it provides against Norway rats, which is "probably the most significant predator" of rail chicks. Norway rats reportedly take about a third of the clapper rail eggs laid in the southern part of the Estuary (BDOC, 1994).

Vulpes vulpes regalis

RED FOX

SYNONYMS: *Vulpes fulva*

The red foxes in California are probably descended from Iowa or Minnesota stock. They were either intentionally introduced into California by hunters or they escaped from commercial fox farms in the Central Valley in the last half of the 19th century, with a population reported from the southern Sacramento Valley in the 1870s (BDOC, 1994). Red foxes subsequently spread to the coast, reaching the east Bay area by the early 1970s (Harvey et al., 1992), and are now common in the Central Valley and in coastal counties from Sonoma south. They were first observed at the San Francisco Bay National Wildlife Refuge in the South Bay in 1986, and have continued to expand their range around the Bay, invading Bair Island by 1992 (Harvey et al., 1992). They are regularly seen in the South Bay in all habitat types, and dens have been found in levee banks and salt marshes (Foerster & Takekawa, 1991).

Impacts from this predator could be substantial, as it has been estimated "that a family of two adults and five pups would require about 317 pounds of food during the 12-week whelping period" (Harvey et al., 1992). In San Francisco Bay the red fox has preyed on the eggs and sometimes the young or adults, and disrupted nests or colonies, of endangered California clapper rail, least tern and snowy plover, and of Caspian tern, black-necked stilt and avocet. It may also prey on endangered salt-marsh harvest mouse, the salt marsh wandering shrew, and California black rail in the Estuary. In southern California the red fox has preyed on endangered light-footed clapper rail and California least tern (Foerster & Takekawa, 1991; Harvey et al., 1992; Takekawa, 1993; BDOC, 1994).

The San Francisco Bay National Wildlife Refuge began a predator management program in May, 1991 that includes the trapping and killing of red foxes. Red foxes control has been practiced at Seal Beach National Wildlife Refuge to protect least tern and light-footed clapper rail since 1986 (Foerster & Takekawa, 1991, Takekawa, 1993).

APPENDIX 2. EARLIER INOCULATIONS INTO THE SAN FRANCISCO ESTUARY AND NEARBY WATERS

Species	Native Range	Date Planted or Collected	Comments (references)
INVERTEBRATES			
Porifera			
<i>Tetilla</i> sp.	n Atlantic	early 1950s	(C. Hand, pers. comm.; W. Hartman, pers. comm., 1977).
Cnidaria			
Hydrozoa			
<i>Campanularia gelatinosa</i>	?	1859-1912	(Agassiz, 1865; Torrey, 1902; unpublished NMNH records).
<i>Halocordyle disticha</i>	n Atlantic	<1925, 1944-47	Reported by Fraser in 1925 (as <i>Pennaria tiarella</i>) without giving a date of collection. Reported on fouling panel (as <i>Pennaria</i> sp.) at Mare Island Naval Base in 1944-47 (US Navy, 1951).
<i>Turritopsis nutircola</i>	n Atlantic	<1925	Reported by Fraser in 1925 without giving a date of collection. Undated material at NMNH labeled "probably from Oakland." Listing by Light (1941) and Rees & Hand (1975) probably based on these earlier, undated records.
Annelida			
Polychaeta			
<i>Sabellaria spinulosa</i>	n Atlantic	1932-37	Collected by Olga Hartman between Point Richmond and Alameda (Carlton, 1979a).
Mollusca: Bivalvia			
<i>Anadara transversa</i> , <i>Lunarca ovalis</i> , <i>Aequipecten irradians</i> , <i>Anomia simplex</i>	nw Atlantic		Dead shells of these bivalves collected in the Bay were probably brought in with Atlantic oysters either as dead shells or as living organisms that failed to become established.
<i>Crassostrea gigas</i> JAPANESE OYSTER	Japan	1932-39	Planted in large numbers in the Bay during this period but, despite occasional reproductive success, never became established. Some experimental plantings since the late 1950s. (Carlton, 1979a).
<i>Crassostrea virginica</i> ATLANTIC OYSTER	nw Atlantic	1869-1940s	Planted in large numbers in the Bay during this period but never became established. Some experimental plantings since. (Carlton, 1979a).
<i>Mercenaria mercenaria</i> QUAHOG	nw Atlantic	1901, 1968	Dead valves and living specimens collected in the Bay (Keep, 1901; Carlton, 1969).
<i>Ostrea angasi</i>	Australia New Zealand	about 1891, before 1963	On at least two occasions small quantities of this oyster were imported to and possibly planted in the Bay. (Carlton, 1979a).
<i>Ostrea chilensis</i>	Mexico	1868-70, 1897-99	This or another species of southern oyster was imported to and possibly planted in the Bay. (Skinner, 1962; Carlton, 1979a).
<i>Ostrea edulis</i> EUROPEAN OYSTER	Europe	1962	Experimental planting of less than 300 oysters from Milford, CT (Carlton, 1979a).

Species	Native Range	Date Planted or Collected	Comments (references)
Arthropoda: Crustacea			
Decapoda			
<i>Callinectes sapidus</i> BLUE CRAB	nw Atlantic	1897	162 crabs planted in the Bay (Vogelsang & Gould, 1900). Sporadic reports of blue crabs from Bay Area waters in recent decades. In 1994, one crab reported at the Tracy pumping plant in the Delta (S. Siegfried, pers. comm., 1994).
<i>Homarus americanus</i> AMERICAN LOBSTER	nw Atlantic	1874-88	1873 shipment lost in train wreck. In 1874 four egg-bearing females (of 150 shipped) from Massachusetts were planted in the Bay. Four other shipments planted from San Francisco to Monterey Bay; several lobsters later caught by Monterey fishermen (Shebley, 1917).
<i>Limulus polyphemus</i> HORSESHOE CRAB	nw Atlantic	1880s?, 1917	Single specimen collected from Bay in 1917. In 1995 we received a report of 2 crabs caught and released in the Central Bay whose description matched that of <i>L. polyphemus</i> (Scofield, 1917; Carlton, 1979a).
<i>Upogebia affinis</i> MUD SHRIMP	n Atlantic	1912	2 males and 2 females of this common Atlantic species were dredged by the <i>Albatross</i> in the Central Bay (Williams, 1986).
VERTEBRATES			
Fish			
<i>Ambloplites rupestris</i> ROCK BASS	e US	1874	Four adults from Vermont planted in Napa Creek (Shebley, 1917).
<i>Anguilla rostrata</i> COMMON EEL	nw Atlantic	1873, 1879, 1882	In 1873, 12 freshwater eels from Hudson River planted in Sacramento River, and 1500 saltwater eels from New York Harbor planted near Oakland. In 1879, 500 eels planted in Sacramento River. In 1882, 10 eels from Shrewsbury River, NY planted in Suisun Bay (Smith, 1895; Shebley, 1917). In 1964 and 1994, one specimen caught in Delta in each year (Skinner, 1971; S. Walker, pers. comm., 1994).
<i>Chanos cyprinella</i> AWA	Hawaii	1877	100 fish planted in tributary stream in Solano County (Shebley, 1917).
<i>Lucius masquinongy</i> MUSKELLUNGE	midw US	1893	93,000 fry from Chatauqua Lake, NY planted in Lake Merced, San Francisco to control carp (Shebley, 1917).
<i>Perca flavescens</i> YELLOW PERCH	midw US & Canada	1891-1950s	Fish planted in rivers tributary to the Delta in 1891 and 1908; were widely distributed by 1918; extinct in the Delta by 1950s; are today present in Klamath River and Tule Lake systems in northern California (Shebley, 1917; McGinnis, 1984; Herbold & Moyle, 1989).

Species	Native Range	Date Planted or Collected	Comments (references)
<i>Salmo salar</i> ATLANTIC SALMON	nw Atlantic	1874, 1891, 1931	In 1874, 305 fish from Penobscot River, ME planted in Sacramento River near Redding. In 1891, 194,000 fry planted in Trinity River. In 1931, 55,000 fish planted in Smith and Klamath Rivers (Anon., 1932).
<i>Stizostedion vitreum</i> WALLEYED PIKE	e US & Canada	1874	16 adult pike from Vermont planted in Sacramento River near Sacramento (Goodson, 1966).
<i>Tautoga onitis</i> TAUTOG	nw Atlantic	1874, 1897	A few hundred fish planted in the Bay (Shebley, 1917).
<i>Thymallus arcticus</i> ARCTIC GRAYLING	n central US & Canada	1904 and later	600 grayling from Montana washed into the Sacramento River when a pond wall at the Sisson Hatchery burst. Additional plants were made in the Sierra Nevada, but never became established (Shebley, 1917; McGinnis, 1984).

APPENDIX 3. DESCRIPTIONS OF INTRODUCED PLANTS AND INVERTEBRATES IN AREAS ADJACENT TO THE SAN FRANCISCO ESTUARY

PLANTS

VASCULAR PLANTS

Dicotyledones

Ludwigia peploides var. *montevidensis* (Spreng.) Raven [ONAGRACEAE]

WATER PRIMROSE, FALSE LOOSESTRIFE

SYNONYMS: *Jussiaea repens* var. *montevidensis*
Jussiaea montevidensis
Ludwigia uruguayensis

Native to southern South America and introduced to Europe, Australia and the southeastern U. S., water primrose is found on low elevation lake shores and stream banks in much of cismontane California including the Central Valley (Hickman, 1993).

Nymphaea mexicana Zucc. [NYMPHAEACEAE]

YELLOW WATERLILY, BANANA WATERLILLY

Native to the southeastern U. S. and Mexico, the yellow waterlily is found in lakes, ponds and slow streams in the San Joaquin Valley. It is officially listed as a noxious weed (Hickman, 1993).

Nymphaea odorata Aiton [NYMPHAEACEAE]

FRAGRANT WATERLILY, WHITE WATERLILY

The fragrant waterlily is native to the eastern United States and is found in quiet waters, in ponds and at the edges of lakes at widely scattered locations in California including Butte County in the Sacramento Valley, Lake Tahoe, and the San Bernardino Mountains area, and is "expected elsewhere." It is widely cultivated as an ornamental, and is officially listed as a noxious weed (Hickman, 1993).

Polygonum hydropiper Linnaeus [POLYGONACEAE]

COMMON SMARTWEED, MARSHPEPPER, WATERPEPPER

Native to Europe, common smartweed was reported from New York by 1843, where it was used to make a yellow dye (Torrey, 1843). It is uncommon in wet places from central and northern California to Washington (Munz (1959; Hickman, 1993).

Polygonum pennsylvanicum Linnaeus [POLYGONACEAE]

PINKWEED

Native to the eastern United States, where its flowers are an important waterfowl food, pinkweed is found in moist disturbed areas and drying ponds in the eastern Sacramento Valley, where it may be planted, and is "expected elsewhere" (Hickman, 1993).

Polygonum prolificum (Small) Robinson [POLYGONACEAE]

Native to the eastern United States, *Polygonum prolificum* is found in wet salty places in Napa County and in the Lake Tahoe area, and "expected elsewhere" (Hickman, 1993).

Tamarix spp. [TAMARICACEAE]

TAMARISK, SALT CEDAR

Jepson (1951) lists one species of tamarisk in California, Munz (1959) lists four species, Munz (1968) lists seven species, and Hickman (1993) lists five species. All of these are native to Europe, Asia or Africa. Jepson (1951) reported French tamarisk, *Tamarix gallica*, from White Sulphur Creek in the Napa Valley; Munz (1959) reported athel, *Tamarix aphylla*, planted in the Sacramento and San Joaquin valleys. Dudley & Collins (1995) describe an infestation of tamarisk covering several thousand acres of riparian and upland areas near the Kern National Wildlife Refuge in the Central Valley, and note *T. chilensis*, *T. ramosissima*, *T. gallica* and *T. parviflora* as introduced species posing a serious, documented threat to sensitive species or ecosystems in California.

Monocotyledones

Alisma lanceolatum With. [ALISMATACEAE]

Native to Eurasia and northern Africa, this member of the water plantain family has been introduced to Chile, Australia, Oregon and California. It is reported from ponds, rice fields, ditches and slow streams at low elevations in northwestern California, Sonoma and Marin counties, the northern Sierra Nevada Foothills, and the Sacramento Valley (Munz, 1968; Hickman, 1993).

Aponogeton distachyon Linne [APONOGETONACEAE]

SYNONYMS: *Aponogeton distachyus*

CAPE PONDWEED

Cape pondweed, native to southern Africa, is widely cultivated for aquaria, often escaping but rarely becoming established. It is reported from low elevation ponds in the southern Coast range and the Bay Area, and is "expected elsewhere" (Munz, 1968; Hickman, 1993).

Cyperus difformis Linnaeus [CYPERACEAE]

This plant is native to the Old World and has been introduced to Mexico and Virginia. It is found in low elevation ditches, rice fields (where it is a serious pest) and pond shores in southwestern California, in the Coast Range in Sonoma, Napa, Marin and San Francisco counties, and in the Central Valley (Munz, 1959, 1968; Hickman, 1993).

Echinochloa oryzoides (Ard.) Fritsch [POACEAE]

SYNONYMS: *Echinochloa oryzicola* var. *mutica*

Native to Eurasia, this plant is reported from rice fields in Butte County (Munz, 1968) and rice fields and wet places in the southern Sacramento Valley (Hickman, 1993).

Eleocharis pachycarpa Desv. [CYPERACEAE]

Native to Chile, this plant is found in Nevada, in coastal salt marsh in Humboldt County, and in vernal pools in Amador and El Dorado counties in the Sierra Nevada (Munz, 1959; Hickman, 1993).

Fimbristylis miliacea Linnaeus [CYPERACEAE]

This is a widespread alien that is native to the Old World tropics. It is found in low elevation rice fields in the Central Valley, and was collected in the Bay Area in 1866 (Hickman, 1993).

Heteranthera limosa (Schwartz) Willd. [PONTEDERIACEAE]

Native to central and eastern U. S. and tropical America, this plant is reported as uncommon in rice fields at low elevations in the Sacramento Valley. It is an annual, generally growing emergent in water or on wet ground, and submerged as a seedling (Hickman, 1993).

Hydrilla verticillata (Linne) Caspary [HYDROCHARITACEAE]

HYDRILLA

Native to Eurasia or central Africa, hydrilla is a highly invasive aquatic plant that clogs waterways, interferes with navigation, and displaces native plants. It was first observed in the U. S. in western Florida in 1958 or 1959, presumably introduced as discarded material from aquaria or escaped from cultivation for the aquarium trade (Joyce, 1992), became established in the southern United States and Central America, and has been found in Texas and Iowa. It was first collected in California in October 1976 at Lake Ellis in Marysville, and by 1977 was reported from two small ponds in Santa Barbara and Riverside counties, from Lake Murray near San Diego, and from the All American Canal in the Imperial Valley (Yeo & McHenry, 1977; IESP, 1991).

Only female hydrilla plants have been found in North America, which propagate by stem fragments, buds and tubers. Dormant propagules may survive in the water or mud for several years. Hydrilla's use in aquaria may account in part for its rapid spread, and it may also be spread by boat trailers and possibly by waterfowl (Yeo & McHenry, 1977).

Hickman (1993) reports hydrilla from ditches, canals, ponds, reservoirs and lakes at low elevations throughout much of cismontane California, including the Sacramento Valley and the Delta. Thomas (pers. comm., 1994), however, reports that hydrilla is not in the Delta waterways, and it was not found in the Delta in surveys conducted by the California Department of Water Resources and Department of Food and Agriculture (IESP, 1991).

In 1977, the California Department of Food and Agriculture classified hydrilla as a Class A noxious weed. Hydrilla may have been eradicated from Lake Ellis and Lake Murray, and there are current efforts to control it at Redding on the Sacramento River (Thomas, pers. comm., 1994). In the 1970s, the state of Florida spent \$6 to \$8 million a year on hydrilla control (Yeo & McHenry, 1977).

Najas gracillima (A. Braun) Magnus [HYDROCHARITACEAE]

THREAD-LEAVED WATER-NYMPH

Native to the northeastern U. S., this plant is reported as rare in low elevation rivers in the northern Sacramento Valley, but "expected elsewhere" (Hickman, 1993).

Najas graminea Del. [HYDROCHARITACEAE]

RICE-FIELD WATER-NYMPH

Native to tropical Asia, this plant is reported as very uncommon in low elevation irrigation ditches and rice fields in Butte and Colusa counties in the Sacramento Valley (Munz, 1959; Hickman, 1993).

Ottelia alismoides (Linnaeus) Pers. [HYDROCHARITACEAE]

Native to Africa, India and the southwestern Pacific, this plant is described as a potentially noxious weed. It was found in low elevation ditches and rice fields in Butte County in the eastern Sacramento Valley, and is presumed to be eradicated (Hickman, 1993).

Peltandra virginica (Linnaeus) Schott & Endl. [ARACEAE]

TUCKAHOE, GREEN ARROW ARUM

Tuckahoe is native to eastern North America, and is uncommon in low elevation ponds and reservoirs in southwestern San Joaquin Valley (Hickman, 1993).

Scirpus mucronatus Linnaeus [CYPERACEAE]

This plant is native to Eurasia and introduced to central and eastern U. S. and California, where it is a weed in rice fields and wet places at low elevations in the Sacramento Valley, the Bay Area and the Coast Ranges (Munz, 1959; Hickman, 1993).

Scirpus tuberosus Desf. [CYPERACEAE]SYNONYMS: *Scirpus maritimus* var. *tuberosus*

Native to Europe, this plant is cultivated for waterfowl food and has been introduced to eastern North America and the Pacific coast from California to Oregon. In California it is reported from low elevation ditches, marshes and rice fields in the Central Valley and Bay Area (Munz, 1959; Hickman, 1993).

INVERTEBRATES

MOLLUSCA: GASTROPODA

Planorbella duryi (Wetherby, 1879) [PLANORBIDAE]

SEMINOLE RAMS-HORN

SYNONYMS: *Seminolina duryi*

This snail is native to Florida and has been spread by the aquarium trade, with the albino form sold as the "red ramshorn." It is common in southern California and north near the coast to Humboldt County, reported especially from artificial ponds, drainage and irrigation ditches, and the outflow from warm springs. The first California record is from San Bernardino County in 1931. It is unclear whether it occurs in the study zone (Taylor, 1981).

Pseudosuccinea columella (Say, 1817) [LYMNAEIDAE]

MIMIC LYMNAEA

SYNONYMS: *Lymnaea columella*

This snail, native to the eastern United States, is common in artificial and natural ponds, irrigation ditches, creeks and rivers in central and southern California. The earliest California record is from an irrigation ditch in Calaveras County in 1921. It is unclear whether it occurs within the study zone (Taylor, 1981).

Radix auricularia (Linnaeus, 1758) [LYMNAEIDAE]

SYNONYMS: *Lymnaea auricularia*

Hanna (1966) reported this European snail, which is now widespread in the United States, from irrigation systems and natural bodies of water from Sacramento to Los Angeles counties, including Napa, Santa Clara and Alameda counties. It is unclear whether it occurs within the study zone. It apparently has spread from artificial ponds in metropolitan areas. The first California records are from ornamental ponds in Los Angeles, where Gregg (1923) first noticed them in 1922 and was told they first occurred about 1920, and from the Japanese tea garden in Golden Gate Park, San Francisco and the fountain pool at Byron Hot Springs, Contra Costa County in 1924 (Hanna & Clark, 1925). It has been suggested that it may have been introduced as snails or eggs on ornamental aquatic plants, or through the aquarium trade, where it was sold as the "African or Paper-shelled Snail" (Gregg, 1923; Hanna & Clark, 1925).

APPENDIX 4. INTRODUCED ORGANISMS IN THE NORTHEASTERN PACIFIC KNOWN ONLY FROM THE SAN FRANCISCO ESTUARY OR ITS WATERSHED

Dates are marked as in Table 1.

Species	Dates of First Records	Comments
PLANTS		
Seaweeds		
<i>Bryopsis</i> sp.	1951	
<i>Codium fragile tomentosoides</i>	1977	
Vascular Plants		
<i>Salsola soda</i>	1968	a few plants found in Bodega Bay in 1994, but none in 1995
PROTOZOANS		
<i>Ancistrum cyclidioides</i>	1946* {1894}	
<i>Boveria teredinidi</i>	1927* {1913}	
<i>Sphenophyra dosinia</i>	1946* {1894}	
<i>Mirofolliculina limnoriae</i>	1927* {1871}	
<i>Trochammina hadai</i>	1991*	
INVERTEBRATES		
Porifera		
<i>Prosuberites</i> sp.	1953*	
Cnidaria		
<i>Blackfordia virginica</i>	1970	Napa River only
<i>Cladonema uchidai</i>	1979	
<i>Clava multicornis</i>	1895	
<i>Corymorpha</i> sp.	1955-56	
<i>Garveia franciscana</i>	1901	
<i>Maeotias inexpectata</i>	1992	Napa & Petaluma rivers only
<i>Aurelia "aurita"</i>	1989?*	South Bay only?
Annelida		
<i>Branchiura sowerbyi</i>	1963* [1950*]	limited to watershed
<i>Potamotheix bavaricus</i>	≤1965	
<i>Tubificoides apectinatus</i>	1961-62*	
<i>Varichaetadrilus angustipenis</i>	1982	limited to watershed
<i>Ficopomatus enigmaticus</i>	1920	
<i>Marenzelleria viridis</i>	1991	
<i>Potamilla</i> sp.	1989	
<i>Sabaco elongatus</i>	1950s*	

Species	Dates of First Records	Comments
Mollusca: Gastropoda		
<i>Busycotypus canaliculatus</i>	1938	
<i>Crepidula convexa</i>	1898	
<i>Littorina saxatilis</i>	1993*	Emeryville Marina only
<i>Boonea bisuturalis</i>	1977*	
<i>Cuthona perca</i>	1979	Lake Merritt only
<i>Eubranchus misakiensis</i>	1962	
<i>Sakuraeolis enosimensis</i>	1972	
Mollusca: Bivalvia		
<i>Potamocorbula amurensis</i>	1986	
Arthropoda: Crustacea		
<i>Eusarsiella zostericola</i>	1953*	
<i>Acartiella sinensis</i>	1993	
<i>Limnoithona sinensis</i>	1979	
<i>Limnoithona tetraspina</i>	1993	
<i>Oithona davisae</i>	1979	
<i>Pseudodiaptomus forbesi</i>	1987	
<i>Sinocalanus doerrii</i>	1978	
<i>Tortanus</i> sp.	1993	
<i>Epinebalia</i> sp.	1992	
<i>Acanthomysis aspera</i>	1992	
<i>Acanthomysis</i> sp.	1992	
<i>Deltamysis holmquistae</i>	1977	
<i>Dynoides dentisinus</i>	1977	
<i>Eurylana arcuata</i>	1978	
<i>Paranthura</i> sp.	1993*	
<i>Gammarus daiberi</i>	1983	
<i>Leucothoe</i> sp.	1977*	
<i>Melita</i> sp.	1993*	
<i>Paradexamine</i> sp.	1993*	
<i>Transorchestia enigmatica</i>	1962*	Lake Merritt only
<i>Eriocheir sinensis</i>	1992	
<i>Orconectes virilis</i>	≤1959 [1939-41]	limited to watershed?
Arthropoda: Insecta		
<i>Anisolabis maritima</i>	1935 [1921] (1920)	reports elsewhere probably in error
<i>Neochetina bruchi</i>	1982	
<i>Neochetina eichhorniae</i>	1982-83	
<i>Trigonotylus uhleri</i>	1993*	
Entoprocta		
<i>Urnatella gracilis</i>	1982-84 [1972]	
Bryozoa		
<i>Victorella pavida</i>	1967*	Lake Merritt only?

APPENDIX 5. INTRODUCED MARINE, ESTUARINE AND AQUATIC ORGANISMS IN FOUR REGIONAL STUDIES

	Mills et al., 1993 Great Lakes	Jansson, 1994 ^a Baltic Sea & Swedish Coast	Mills et al., 1995 Hudson River	This Study ^b San Francisco Estuary
PLANTS				
Bacteria	1 (1%)	0 -	0 -	0 -
Phytoplankton	17 (12%)	9 (18%)	0 -	0 -
Seaweeds	7 (5%)	8 (16%)	0 -	5 (2%)
Vascular Plants	59 (42%)	2 (4%)	97 (63%)	49 (20%)
PROTOZOA				
	2 (1%)	0 -	0 -	8 (3%)
INVERTEBRATES				
Porifera	0 -	0 -	0 -	5 (2%)
Cnidaria	2 (1%)	2 (4%)	2 (1%)	17 (7%)
Platyhelminthes	1 (1%)	0 -	0 -	0 -
Nematoda	0 -	1 (2%)	0 -	0 -
Annelida	3 (2%)	2 (4%)	1 (1%)	21 (9%)
Mollusca	14 (0%)	6 (12%)	19 (12%)	30 (13%)
Arthropoda: Crustacea	6 (4%)	11 (22%)	6 (4%)	49 (20%)
Arthropoda: Insecta	2 (1%)	0 -	0 -	4 (2%)
Entoprocta	0 -	0 -	0 -	2 (1%)
Bryozoa	0 -	1 (2%)	0 -	11 (5%)
Chordata: Tunicata	0 -	0 -	0 -	8 (3%)
VERTEBRATES				
Fish	25 (18%)	4 (8%)	29 (19%)	28 (12%)
Amphibians	0 -	0 -	0 -	1 *
Reptiles	0 -	0 -	0 -	1 *
Birds	0 -	2 (4%)	0 -	0 -
Mammals	0 -	2 (4%)	0 -	1 *
SUBTOTAL: Plants				
	84 (60%)	19 (38%)	97 (63%)	54 (23%)
SUBTOTAL: Protozoa				
	2 (1%)	0 -	0 -	8 (3%)
SUBTOTAL: Invertebrates				
	28 (20%)	23 (46%)	28 (18%)	147 (61%)
SUBTOTAL: Fish				
	25 (18%)	8 (16%)	29 (19%)	31 (13%)
TOTAL				
	139 (100%)	50 (100%)	154 (100%)	240 (100%)

* Less than 0.5%.

^a Jansson did not report specific criteria for inclusion on the list of introduced species within her study zone, but reported only two vascular plants, both of them submersed aquatic plants.

^b Based on the expanded list, as explained in the "Taxonomic Groups" section of Chapter 5.

